



I.Mak®
REDÜKTÖR & VARYATÖR A.Ş.

Konik Dişli Redüktörler

Helical Bevel Geared Motor / Motoréducteurs à couple conique


K01



SERIES
İRK

2018
TR | EN | FR

Gearboxes and Drives / Moto Réducteurs




İRK Serisi Redüktörlerin Genel Özellikleri Descriptions and Specifications of the İRK Serie / <i>Descriptions et specifications de la serie İRK</i>	6-7
Tip Tanımlamaları Unit Designations / <i>Types et designations</i>	8
Opsiyonlar Options / <i>Options</i>	9
Çıkış Opsiyonları Output Options / <i>Options de sortie</i>	10
Redüktör Bağlantı Varyasyonları Mounting Options and Variations / <i>Options de montage et d'accouplement</i>	11
Redüktör Komponent Varyasyonları Gearboxes Components Variations / <i>Options et variations</i>	12
Motor Varyasyonları Mounting Options and Variations / <i>Options de montage et d'accouplement</i>	13
Motor Komponent Varyasyonları Motor's Components Variations / <i>Composant et options moteurs</i>	14
Servis Faktörü Service Factor / <i>Service facteur</i>	15
Redüktör Yükleme Karakteristikleri Load Charasteristics of Gearboxes / <i>Types de machines et applications</i>	16-19
Radyal Yükler Overhung Loads / <i>Charges radiales</i>	20-23
Motor İşletme Değerleri Motor Performance / <i>Performance Moteurs</i>	24-25
Motor Büyüklüğüne Göre Geometrik Mümkün Çevrim Oranları Geometrically Possible Combinations of Ratios According to Motor Size / <i>Combinaisons de ratios possibles en fonction de la configuration moteur</i>	26-27
Frenler Brakes / <i>Freins</i>	28-29

Fren Seçim Tablosu Brake Selection Table / <i>Table de sélection des freins</i>	30
Geri Dönüş Kilitli Redüktörlerde Dönme Yönü Direction of Rotation of the Gearbox With a Backstop / <i>Sens de rotation des roulement anti-retour</i>	31
Moment Kolu Torque Arm / <i>Bras de couple</i>	32
Montaj Pozisyonları Mounting Positions / <i>Position de montage</i>	33
Klemens Pozisyonları Position of Terminal Box / <i>Position de la boîte à bornes</i>	34
Montaj Pozisyonları ve Yağ Miktarları Mounting Positions and Oil Quantities / <i>Positions de montage et quantités d'huiles</i>	35-38
Yağ Tablosu Lubricant Table / <i>Huiles et lubrifiants</i>	39
Redüktörlerin Kontrol ve Bakımları Control and Mintenance of Gearboxes / <i>Contrôle et maintenance des réducteurs</i>	40
Redüktör Sipariş Gearbox Ordering / <i>Commandez votre réducteur</i>	41
İRK Serisi Redüktörler Güç ve Devir Tabloları Power Ratings and Output Speed Table for İRK Series / <i>İRK Series puissances et vitesses de sorties</i>	42-158
İRK Serisi Redüktörler Ölçü Sayfaları Dimensions Pages / <i>Dimensions</i>	159-214
Konik Dişli Redüktörler Yedek Parça Şeması ve Listesi General Parts List / <i>Liste des pièces détachées</i>	215-221

İRK

SERİSİ / SERIES / SÉRIES



- Monoblok döküm gövdeli
- 10 Farklı gövde büyüklüğü
- 200 – 18000 Nm moment aralığı
- 4 – 21000 Tahvil aralığı

- Cast iron monobloc housing
- 10 Size of housing
- Torque range from 200 to 18000 Nm
- Ratio range from 4 to 21000

- *Carter monobloc en fonte*
- *10 tailles de carter*
- *Couple allant de 200 à 18000 Nm*
- *Rapport de réduction compris entre 4 et 21000*

Genel Bilgiler

General Information
Informations g n rales

İRK serisi redüktörlerin genel özellikleri

Tek kademesi konik dişli diğer dişli kademeleri helisel olan İRK serileri, devamlı yük altında ve ağır şartlarda çalışmaya elverişli olarak dizayn edilmiş redüktörlerimizdir. Dişli malzemesi, bu redüktörlere uygun yüksek dereceli çelikten 16MnCr5 veya fiziksel olarak eşdeğer malzemelerden yapılmış ve taşlanmıştır. Dişli sertliği 57 HRC değerindedir.

Yüksek kalite döküm teknolojisi ile elde edilen gövde yapısı GG20 pik malzemesinden tekil gövde (monoblok) olarak yapılmıştır.

Motor mili ve redüktör çıkış mili arasınının 90 derece olmasından dolayı dik açılı olan durumlarda ve yüksek dayanıklılık gerektiren uygulamalarda kullanılır.

İRK serisi redüktörler kolay montaj ve esnek kullanım olanağına sahiptir.

Bu redüktörlerimiz , delik milli, çıkış milli, çift yönlü çıkış milli, sıkma bilezikli ve flanşlı şekilde kullanabilirsiniz.

İRK 63 İRK 153 10 gövde büyüklüğü
0,12 kW ' dan 200 kW ' a kadar motor bağlama opsiyonu
400 Nm ' den 18000 Nm ' ye kadar çıkış torku opsiyonu

Descriptions and specifications of the İRK serie.

Designed to work under heavy loads and in hard conditions, the bevel helical İRK serie is perfectly adapted to a wide range of applications. The gears are made of 16MnCr5 steel and match the 57 HRC Standards.

The robust monobloc housing is made of GG20 iron and is machined under state of art standards. With a 90-degree configuration the İRK Series is perfectly adapted to applications requiring a high resistance from the gear unit. This configuration also makes the mounting and maintenance easier with a large range of option and technical features.

The İRK Series gear units are available with output shaft, hollow shaft, double output shaft, shrink disk and various flange configurations.

10 sizes of housing

Motor configuration from 0.12 kw to 200 kw

Torque ranging from 25 to 18000 Nm

Descriptions et spécifications de la série İRK.

Conçus pour résister à des charges importantes et fonctionner dans des conditions difficiles, les réducteurs à couple conique de la série İRK sont parfaitement adaptés à tous types d'applications et configurations.

Les pignons sont fabriqués à partir d'acier 16McCr5 avec une dureté de 57 HRC.

Le carter en monobloc offre une grande robustesse et résistance aux réducteurs de la série İRK. La configuration à 90 degrés permet aussi de renforcer les qualités techniques du réducteur tout en facilitant les opérations de montage et de maintenance.

Les réducteurs İRK sont disponibles avec une large gamme d'options et configurations (Arbre de sortie, bride, arbre creux, arbre double, frette de serrage...) lui permettant de s'adapter à de nombreuses applications.

10 tailles de carter

Puissances moteur de 0.12 à 200 kw

Couple allant de 25 à 18000 Nm

Konik dişlili redüktörler

Helical bevel geared motor / *Motoréducteurs à couple conique*

Kod	Tip tanımlama	Input type designation	Spécifications des types
IRK...	Giriş milli - delik milli	Input shaft - hollow shaft	Arbre d'entrée - arbre creux
IRKF...	Giriş milli - flanş montajlı - delik milli	Input shaft - flange mounted - hollow shaft	Arbre d'entrée - bride de sortie arbre creux
IRKM...	Motorlu - delik milli	With motor - hollow shaft	Avec moteur - arbre creux
IRKFM...	Motorlu - flanş montajlı - delik milli	With motor - flange mounted - hollow shaft	Avec moteur - bride de sortie arbre creux
IRKP...	IEC giriş flanşlı - delik milli	IEC B14 input flange - hollow shaft	Bride d'entrée IEC B14 - arbre creux
IRKFP...	IEC giriş flanşlı - flanş montajlı - delik milli	IEC B14 input flange - flange mounted hollow shaft	Bride d'entrée IEC B14 bride de sortie - arbre creux
IRKPM...	IEC giriş flanşlı motorlu - delik milli	IEC PAM Flange with motor - hollow shaft	Bride d'entrée IEC B14 - arbre creux
IRKFPM...	IEC giriş flanşlı motorlu - flanş montajlı delik milli	IEC PAM Flange with motor - flange mounted hollow shaft	Bride d'entrée IEC B14 - avec moteur bride de sortie - arbre creux

Giriş opsiyonları

Input options / *Options d'entrée*



İRK
Giriş milli
Solid input shaft
Avec arbre de sortie



İRKM
Motorlu
With motor
Avec moteur



İRKP
IEC pam flanşlı
IEC input flange
Avec bride PAM - IEC



İRKPM
IEC pam flanşlı motorlu
IEC input flange with motor
Avec bride PAM-IEC et moteur

Redüktör opsiyonları / Gearboxes options / Options des motoréducteurs

Kod	Opsiyon	Options	Options
FR	Sağ taraf çıkış flanşı	Output flange right	Bride de sortie (Droite)
FL	Sol taraf çıkış flanşı	Output flange left	Bride de sortie (Gauche)
FT	Çift çıkış flanşı	Double output flange	Bride de sortie (Double)
SR	Sağ taraf çıkış mili	Output shaft right	Arbre de sortie (Droite)
SL	Sol taraf çıkış mili	Output shaft left	Arbre de sortie (gauche)
SD	Çift çıkış mili	Output shaft double	Arbre de sortie (Double)
TR	Sağ tork kolu	Torque arm right	Bras de couple (Droit)
TL	Sol tork kolu	Torque arm left	Bras de couple (Gauche)
H	Çektirme pulu	Retaining screw washer	Epaullement (vis de fixation)
SDR	Sağ sıkma bilezik	Shrink disc right	Frette de serrage (Droit)
SDL	Sol sıkma bilezik	Shrink disc left	Frette de serrage (Gauche)
OC	Çıkış koruma kapağı	Output cover	Bouchon (arbre creux)

İRK Serisi redüktörlerde flanş bağlantılı olmayan ürünlerde moment kolu standarttır.

For all geared motors without flange, the torque arm is standard and not optional.

Les bras d'attraction sont standards pour tous les réducteurs fournis sans bride de sorties.

Motor opsiyonları / Motor's options / Options moteurs

Kod	Opsiyon	Options	Options
BR	Fren	Brake	Frein
BRH	Manuel kollu fren	Brake with hand release	Frein avec ouverture manuel
BD	Çift fren	Double brake	Double frein
BDH	Manuel kollu çift fren	Double brake with hand release	Double frein avec ouverture manuel
E	Enkoder	Encoder	Encoder
EMK	Elektromanyetik kavrama	Electromagnetic clutches	Disque electromagnetique
CF	Harici fan	External fan	Ventilation externe
FG	Kanopi	Canopy	Canopé
U	Fansız motor (güdük)	Without fan	Sans ventilation
M	Monofaze motor	Mono phase motor	Moteur monophasé
BS	Mekanik kilit	Backstop	Roulement anti-retour



IRK..
Delik milli
Hollow output shaft / *Arbre creux*



IRK...FR-SR
Çıkış milli - Çıkış flanşlı (Sağ)
Output shaft-Output flange(Right) / *Arbre et bride de sortie(Droite)*



IRK....SL
Çıkış milli (Sol)
Output shaft (Left) / *Arbre de sortie (Gaunche)*



IRK...FD-SD
Çift çıkış flanşlı - Çift çıkış milli
Double output flange / *Double arbre de sortie*



IRK...SR
Çıkış milli (Sağ)
Output flange (Right) / *Arbre de sortie (Droite)*



IRK...FL
Çıkış flanşlı (Sol)
Output shaft (Left) / *Bride de sortie (Gaunche)*



IRK...SD
Çift çıkış flanşlı
Double output shaft / *Double bride de sortie*



IRK...FR
Çıkış flanşlı (Sağ)
Output shaft (Right) / *Bride de sortie (Droite)*



IRK...FL-SL
Çıkış milli - Çıkış flanşlı (Sol)
Output shaft-Output flange(Left) / *Arbre et bride de sortie(Gauche)*



IRK...FD
Çift çıkış flanşlı
Double output shaft / *Double bride de sortie*

Çıkış mili / Output shaft / Arbre de sortie

Kod / Code	Varyasyon	Options	Options
111	Özel mil ölçüsü	Special shaft dimensions	Dimensions de l'arbre spécial
112	Özel mil malzemesi	Special shaft materials	Matériel de l'arbre spécial
113	Sertleştirilmiş mil	Hardened shaft	Axe durci
114	Diş çekilmiş mil	Shaft with screw	Axe à vis
115	Çoklu kama uygulaması	Shaft with multiple key	Arbre à multi clavette

Kovan / Hollow shaft / Bride

Kod / Code	Varyasyon	Options	Options
121	Özel kovan ölçüsü	Dimensions of special shaft	Arbre creux spécial
122	Özel kovan malzemesi	Material of special output shaft	Arbre creux en matériaux spéciaux
123	Sertleştirilmiş kovan *	Hardened steel hollow shaft	Arbre creux en acier trempé
124	Diş çekilmiş kovan**	Hollow shaft with screw	Arbre creux a vis
125	Opsiyonel kovan	Optional output shaft	Arbre creux optionnel
126	Çoklu kama uygulaması	Hollow shaft with splining	Arbre creux cannelé

Giriş mili - pam mili / Input shaft / Bride pam

Kod / Code	Varyasyon	Options	Options
131	Özel mil ölçüsü	Dimensions of the shaft	Dimensions de l'arbre (Spécial)
132	Özel mil malzemesi	Material of special shaft	Matériaux de l'arbre (Spécial)
133	Sertleştirilmiş mil	Hardened steel shaft	Arbre en acier trempé
134	Çoklu kama uygulaması	Hollow shaft with screw	Arbre creux a vis
135	Özel alın mili	Spécial input shaft	Arbre d'entrée spécial
136	Diş çekilmiş mil	Shaft with screw	Arbre de sortie avec vis

Çıkış flanşı / Output flange / Bride de sortie

Kod / Code	Varyasyon	Options	Options
141	Özel flanş ölçüsü	Dimensions of special output flange	Dimensions de la bride de sortie (Spéciale)
142	Özel flanş malzemesi	Material of special output flange	Matériaux de la bride de sortie (Spéciale)
143	Opsiyonel flanş	Optional output flange	Bride de sortie optionnelle
144	Standart dışı flanş*	Special output flange	Bride d'entrée spéciale

* İstenilen değişiklik ürünün standart flanşı üzerinde yapılamayıp yeni bir flanş tasarlanması durumudur. / In the case your configuration require the production of a special flange / Dans le cas où la configuration de votre application requiert une bride d'entrée spéciale.

Giriş flanşı / Input flange / Bride d'entrée

Kod / Code	Varyasyon	Options	Options
151	Özel flanş ölçüsü	Special input flange	Bride d'entrée (Spéciale)
152	Özel flanş malzemesi	Material of special input flange	Matériaux de la bride d'entrée (spéciale)
153	Standart dışı flanş*	Special output shaft	Bride de sortie spéciale

* İstenilen değişiklik ürünün standart flanşı üzerinde yapılamayıp yeni bir flanş tasarlanması durumudur. / In the case your configuration require the production of a special flange / Dans le cas où la configuration de votre application requiert une bride de sortie spéciale.

Yağ / Oil / Huiles

Kod / Code	Varyasyon	Options	Options
211	Sentetik yağ VG 220 (SHC 630)	Synthetic oil VG 220 (SHC 630)	Huile synthétique VG 220 (SHC 630)
212	Gıda uyumlu yağ VG 220 (CIBUS 220)	Food compatible oil VG 220 (CIBUS 220)	Huile pour industrie agroalimentaire VG 220 (CIBUS 220)
213	-40C° Uyumlu yağ VG 220 (SHC 630)	Cold resistant oil -40C° VG 220 (SHC 630)	Huile base température -40C° VG220 (SHC 630)

Keçe-tapa / Seal-cover / Joint- bouchon

Kod / Code	Varyasyon	Options	Options
221	Özel ölçü keçe	Dimensions of special seal	Dimensions du joint (Spécial)
222	Özel ölçü tapa	Dimensions of special cover	Dimensions du bouchon (Spécial)
223	Özel marka keçe	Special brand of seal	Marque du joint (Spécial)
224	Özel marka tapa	Special brand of cover	Marque du bouchon (Spécial)
225	Viton keçe	Viton seal	Joint en viton
226	Özel tip keçe uygulaması	Special configuration of seal	Configuration spéciale du joint
227	Toz kapağı	Dust cover	Bouchon anti-poussière

Rulman / Bearing / Roulement

Kod / Code	Varyasyon	Options	Options
231	Güçlendirilmiş çıkış rulmanı	Reinforced output bearing	Roulement renforcé (Sortie)
232	Güçlendirilmiş giriş rulmanı	Reinforced input bearing	Roulement renforcée (Entrée)
233	Özel marka rulman	Special brand of bearing	Marque du roulement (Spécial)
234	Özel ölçü rulman	Special dimensions of bearing	Dimensions du roulement (Spécial)
235	Mekanik kilit CW*	Backstop bearing (CW)	Roulement anti-retour (CW)
236	Mekanik kilit CCW*	Backstop bearing (CCW)	Roulement anti-retour (CCW)

Gövde / Housing / Carter

Kod / Code	Varyasyon	Options	Options
241	Özel işlenmiş gövde	Special housing	Carter spéciale
242	Özel malzeme	Special housing materials	Carter avec matériaux spéciaux

Boya / Paint / Peinture

Kod / Code	Varyasyon	Options	Options
251	Özel renk boya	Special paint color	Couleur spéciale
252	Özel tip boya	Special paint type	Type de peinture spéciale
253	Epoksi boya	Epoxy paint	Peinture epoxy
254	Akrilik boya (dış ortam)	Acrylic paint	Peinture acrylique (Environnement extérieur)
255	Su bazlı boya	Water based paint	Peinture à base d'eau
256	Antikorozif boya	Anti-corrosion paint	Peinture anti-corrosion

Dişli / Gears / Pignons

Kod / Code	Varyasyon	Options	Options
261*	Özel imalat dişli	Special gear	Pignons spéciaux
262	Katalog dışı tahvil	Gear ratio (Catalogue)	Rapport de réduction des pignons (Catalogue)

* 261 kodu, 262 yi kapsamaktadır. / 261 and 262 codes are equivalent / Les codes 261 et 262 sont équivalents

Voltaj - Frekans / Voltage and frequency / Voltage et frequence

Kod / Code	Varyasyon	Options	Options
311	Özel voltaj motor	Special voltage	Voltage spécial
312	Özel frekans motor	Special frequency	Fréquence spéciale

*400 V 50 Hz dışı tüm sınırlar standart dışı kabul edilir. / 400 V 50 Hz are considered as standard / 400 V 50 Hz sont les normes standards

Koruma sınıfı / IP Classification / Classification IP

Kod / Code	Varyasyon	Options	Options
321	IP 54	IP 54	IP 54
322	IP 56	IP 56	IP 56
323	IP 65	IP 65	IP 65
324	IP 66	IP 66	IP 66

IP 55 Standart kabul edilir / IP 55 is our standard / IP 55 étant la classe standard

İzolasyon sınıfı / Isolation class / Classe d'isolations

Kod / Code	Varyasyon	Options	Options
331	B sınıfı	B - class	Classe - B
332	H sınıfı	H - class	Classe - H

* F izolasyon sınıfı standart kabul edilir. / F class is accepted as a standard / La classe F étant la norme d'isolation standard

* 0 C° ile 40 C° aralığı dışındaki ortam sıcaklıkları için fabrikaya danışınız / Adapted for outside environment with temperature in between 0 C° and 40 C° / Adapté aux environnements extérieurs avec une température comprises entre 0° C et 40° C

Rulman / Bearing / Roulement

Kod / Code	Varyasyon	Options	Options
341	Sıcak ortam rulmanı*	Bearing for hot environment	Roulement pour environnement a températures élevées
342	Soğuk ortam rulmanı*	Bearing for cold environment	Roulement pour environnement a températures négatives
343	İzole rulman	Isolated bearing	Roulement isolé
344	Gresörlük	Bearing with greasing nipples	Roulement avec graisseurs
345	Mekanik kilit CW	Backstop bearing (CW)	Roulement anti-retour (CW)
346	Mekanik kilit CCW	Backstop bearing (CCW)	Roulement anti-retou (CCW)

* 0 C° ile 40 C° aralığı dışındaki ortam sıcaklıkları için fabrikaya danışınız / For outside environment with temperature out of 0C° and 40C° consult our technical team / Pour des environnements avec des température non comprises entre 0C° et 40C° consulté nos équipes techniques.

Marka / Brand / Marque

Kod / Code	Varyasyon	Options	Options
351	Gamak Motor	Gamak Motor	Gamak Moteur
352	Volt Elektrik Motor	Volt Motor	Volt Moteur
353	Aemot Motor	Aemot Motor	Aemot Moteur
354	Wat Motor	Wat Motor	Wat Moteur
356	Diğer	Diğer	Diğer

Verim sınıfı / Efficiency classifications / Classes d'efficience énergétique

Kod / Code	Varyasyon	Options	Options
361	IE 1	IE 1	IE 1
362	IE 3	IE 3	IE 3
363	IE 4	IE 4	IE 4

* IE 2 verim sınıfı standart kabul edilir. / IE 2 is the standard category / IE 2 étant la norme standard

Fren markası / Brake's brand / Marque du frein

Kod / Code	Varyasyon	Options	Options
411	Nursan fren	Nursan brake	Frein - Nursan
412	EMF fren	EMF brake	Frein - EMF
413	Fatih fren	Fatih brake	Frein - Fatih
414	Diğer	Other	Autres

Fren tipi / Type of brake / Type de frein

Kod / Code	Varyasyon	Options	Options
421	220 V soğutmalı	220 V cooler	220 V - avec refroidissement
422	24 V soğutmalı	24 V cooler	24 V - avec refroidissement
423	220 V soğutmasız*	220 V without cooler	220 V - sans refroidissement
424	24 V soğutmasız*	24 V without cooler	24 V - sans refroidissement
425	Çift balatalı fren	Double disk brake	Frein avec double disque
426	Özel tip fren	Special brake type	Type de frein spécial
427	Özel voltaj fren	Special voltage for brake	Frein avec voltage spécial

* Soğutmasız frenlerde motor fan muhafazası bulunmamaktadır / The brake without cooling are installed without fan or cover / Les freins sans refroidissement ne sont pas équipés de couvercle ou d'hélice.

Enkoder / Encoder / Codeur

Kod / Code	Varyasyon	Options	Options
431	HPL 100 Pulse rotary enkoder	HPL 100 Pulse rotary encoder	HPL 100 Codeur d'impulsions rotatif
432	HPL 360 Pulse rotary enkoder	HPL 360 Pulse rotary encoder	HPL 360 Codeur d'impulsions rotatif
433	HPL 500 Pulse rotary enkoder	HPL 500 Pulse rotary encoder	HPL 500 Codeur d'impulsions rotatif
434	HPL 1024 Pulse rotary enkoder	HPL 1024 Pulse rotary encoder	HPL 1024 Codeur d'impulsions rotatif
435	HPL 2048 Pulse rotary enkoder	HPL 2048 Pulse rotary encoder	HPL 2048 Codeur d'impulsions rotatif
436	HTL 1024 Pulse rotary enkoder	HTL 1024 Pulse rotary encoder	HTL 1024 Codeur d'impulsions rotatif
437	HTL 2048 Pulse rotary enkoder	HTL 2048 Pulse rotary encoder	HTL 2048 Codeur d'impulsions rotatif
438	TTL 1024 Pulse rotary enkoder	TTL 1024 Pulse rotary encoder	HTL 1024 Codeur d'impulsions rotatif
439	TTL 2048 Pulse rotary enkoder	TTL 2048 Pulse rotary encoder	TTL 2048 Codeur d'impulsions rotatif
440	Diğer	Others	Autres

* Diğer encoder çeşitleri için fabrikaya danışınız / For different type of encoder contact our sales team / Pour des type de codeurs différents contactez notre équipe technique

Termistör - Isıtıcı / Thermistor and heater / Thermistatet chauffage

Kod / Code	Varyasyon	Options	Options
441	PTC X 1 termistör	PTC X 1 thermistor	PTC X 1 Thermistat
442	Bimetal termostat	Bimetallic switch	Interrupteur bilame
443	Basın sensörü	Pressure sensor	Senseur pression
444	110 V sargı ısıtıcı	110 V coil heat	Bobine chauffante 110 V
445	220 V sargı ısıtıcı	220 V coil heat	Bobine chauffante 220 V
446	PT 100	PT 100	PT 100

Harici fan / External fan / Ventilateur externe

Kod / Code	Varyasyon	Options	Options
451	24 VDC (EBM)	24 VDC (EBM)	24 VDC (EBM)
452	230 VAC (EBM)	230 VAC (EBM)	230 VAC (EBM)
453	380 VAC (EBM)	380 VAC (EBM)	380 VAC (EBM)
454	230 VAC	230 VAC	230 VAC
455	380 VAC	380 VAC	380 VAC

Özel motorlar / Special motor / Moteur spécial

Kod / Code	Varyasyon	Options	Options
461	Servo motor*	Servo motor	Servo moteur
462	DC motor*	DC motor	Moteur DC
463	Vektör motor	Vector motor	Moteur vecteur
464	Tork motoru	Tork motor	Moteur à couple élevé
465	Hidro motor*	Hydraulic motor	Moteur hydraulique
466	Pnömatik motor*	Compressed air motor	Moteur a air comprimé
467	Ex-proof motor	Explosion proof motor	Moteur anti-explosion
468	Senkron relüktans motor	Synchronous reluctance motors	Moteur à reluctance synchrone
469	Senkron motor*	Synchronous motors	Moteurs synchrones
470	Müşteri motoru	Customer's motor	Moteur en provenance du client

* Motorlar firmamız tarafından tedarik edilmemektedir / Our factory is not providing such motors / Moteur non fournis par notre usine

Özel motor kodları motorların fabrikamız tarafından takıldığı durumlarda uygulanır / Motors installed in our factory / Moteur installés dans notre usine

Servis Faktörü (F_s)
Servis Faktörü = İşletme
Katsayısı = (F_s)

Redüktörlerdeki bu değer, tahrik edeceği makinenin bütün teknik ve karakteristik özelliklerine dayanma süresine bağlıdır. Genel olarak makineler yüklenme bakımından üç tip karakteristik gösterirler.

1. HAFİF YÜK (U)
2. ORTA YÜK (M)
3. AĞIR YÜK (H)

Üç değişik yükleme biçiminde çalışan, üç ayrı makinede üretilen momentler birbirine eşitte olsalar, ağır çalışan makinede daha büyük işletme katsayılı Redüktör kullanılmaktadır.

Günlük çalışma saati ise, çalışan dişli ve transmisyon elemanlarının malzeme yorulmasına maruz kalması bakımından, çalışma saatinin fazla olması halinde zararlı yönde etki eder.

Star-Stop durumuna gelince, her makinenin ilk kalkış esnasında en yüksek yüke maruz kaldığı düşünülürse tehlikeli görülür. Müteakip çalışmalarda bu daha aşağıya düşer.

Kataloğumuzda işletme katsayılarının nasıl kullanıldığının anlaşılması için bir misal ile belirtelim.

Önce tablo-1'den makinenin çalışma sahasına göre karakteristiğini belirleyelim. Makinemiz elektrik motor tahrikli ZİNCİR KOVALI EKSKAVATÖR ise yükleme durumu AĞIR' dır. (H) Tablo 2'den makine 24 saat çalışacağına göre minimum işletme katsayısı $F_s = 2$ bulunur.

Service Factor (F_s)

Value of the service factor of a gearbox depends on all technical and characteristic specifications of a driven machine. Generally machines have three types of loading characteristics:

1. UNIFORM LOAD (U)
2. MODERATE LOAD (M)
3. HEAVY LOAD (H)

Even if the torques required by three different machines operating at three different load specifications are equal.

Gearbox of the machine operating under heavy load conditions should have greater service factor.

Daily working period has effect on gearbox elements due to the materials fatigue of working parts.

It must be taken into account that all machines are subject to the greatest load at the first start, so that the number of starts has also effect on service factor.

This is an example how to use the service factor given in the catalogue.

Load specification of machine should be determined first, from table 1 in our example, the machine is CHAIN BUCKET EXCAVATOR driven by electric motor has HEAVY load specification and daily operation time is 24 hours. So that minimum service factor $F_s = 2$ is taken from Table 2.

Service facteur (F_s)

La valeur du service facteur d'un motoréducteur dépend des caractéristique de l'application. Ont distingue trois type de charges différentes

1. Charges uniformes (U)
2. Charges modérées (M)
3. Charges élevées (H)

Les spécifications des charges restent les même lorsque trois machines différentes sont soumises à des charges distinctes.

Les réducteurs utilisés dans des applications soumises à de fortes charges doivent obligatoirement avoir des services facteurs élevés.

Le nombre d'heures d'utilisations journalières a une influence directe sur l'usure des pièces et composants du réducteur.

Le réducteur est soumis à une charge maximale lors du démarrage de l'application. Le nombre d'arrêt/rédémarrage est donc à prendre en compte lors de l'analyse du service facteur.

L'exemple çı-dessous explique le processus d'analyse et de calcul du service facteur.

L'application étudiée est un excavateur a godets (Tableau 1) , le réducteur est actionné par un moteur électrique. La charge est "élevée" et la durée de fonctionnement journalière est de 24h. En se basant sur le tableau 2, le service facteur minimum requis est $F_s = 2$

Ekskavatörler		Excavators		Excavateur	
Zincir kovalı ekskavatörler	H	Chain-Bucket excavators	H	Excavateurs à gaudets	H
Paletli yürüyüşler	H	Travelling gears (Caterpillar)	H	Convoyeur à étage	H
Ray üzerinde yürüyüşler	M	Travelling gears (Rails)	M	Convoyeur à rails	M
Manevra mekanizmaları	U	Manoevring winches	U	Grues à manœuvre	U
Emiş pompaları	M	Pumps	M	Pompes	M
Kovalı çarklar	H	Bucket wheels	H	Roue à gaudets	H
Dönüş mekanizmalar	M	Slewing gears	M	Pignons rotatif	M

İnşaat Makinaları		Building Machines		Machine de Construction	
İnşaat asansörleri	U	Hoists	U	Grues de construction	U
Betoniyerler	M	Concrete mixers	M	Malaxeur à béton	M
Yol inşaat makinaları	M	Road construction machines	M	Machine de construction(routes)	M

Kaldırma ve İletme Tesisleri		Conveyor		Convoyeurs	
Zincirli konveyör	M	Through chain conveyors	M	Convoyeurs à chaines	M
Mafsal bantlı konveyörler	M	Link conveyors	M	Convoyeur à bande souple	M
Lastik bantlı konveyörler (Dökme Yükler)	U	Belt conveyors (Bulk Goods)	U	Convoyeur à bande rigide	U
Lastik bantlı elevatörler	M	Ballast elevators	M	Elevateurs à bande	M
Lastik cepli elevatörler	M	Ballast pocket elevators	M	Elevateur à poche	M
Lastik bantlı konveyörler (Parça Yükler)	M	Belt conveyors (Piece Goods)	M	Convoyeur à bande	M
Askılı konveyörler	U	Chain conveyors	U	Convoyeur à chaines	U
Yük asansörleri	M	Goods lifts	M	Élévateur à chaines	M
Kovalı elevatörler (Toz Malzeme)	U	Bucket elevators (Flour Goods)	U	Élévateur à godets (graviers)	U
Helezon konveyör	M	Screw conveyors	M	Vis d'Archimède	M
Kovalı elevatörler (Parçalı Malzeme)	M	Bucket elevators (Piece Goods)	M	Élevateurs à godets (Roches)	M
Eğik asansörler	H	Inclined hoists	H	Grues inclinées	H
Çelik bantlı konveyörler	M	Steel belt conveyors	M	Convoyeur à bande (Acier)	M
Paletli konveyörler	M	Apron conveyors	M	Convoyeurs à palettes	M

Tahrik Makinası Torque Machine Machines couplées	Günlük Çalışma Müddeti (Saat) Daily Working Period (Hour) Utilisation journalière (Heure)	Makinanın Yükleme Karakteristiği Load Characteristics of Machines Caractéristique des charges		
		Hafif Yük U Uniform Load U Charge uniforme U	Orta Yük M Moderate Load M Charge modérée M	Ağır Yük H Heavy Load H Charge élevée H
Elekt. Motorlu / Elect. Motor / <i>Moteurs élect.</i> Türbin / Turbin / <i>Turbine</i> Hidrolik / Hydrolic / <i>Hydraulique</i>	0.....3	0.8	1	1.5
	3....10	1	1.25	1.75
	10...24	1.25	1.5	2
Pistonlu Makinalar (4....6 Silindir Piston Machines (4....6 Cylindir) <i>Machine à pistons (4.....6 Cylindres)</i>	0.....3	1	1.25	2
	3....10	1.25	1.5	2
	10...24	1.5	1.75	2
Pistonlu Makinalar (1.....2 Silindir) Piston Machines (1.....2 Cylindir) <i>Machine à pistons (1.....2 Cylindres)</i>	0.....3	1.25	1.5	2
	3....10	1.5	1.75	2.25
	10...24	1.75	2	2.5

Kimya Endüstrisi		Chemical Industry		Industrie Chimique	
Soğutma tamburları	M	Cooling drums	M	Tambours de refroidissement	M
Karıştırıcılar	M	Mixers	M	Mixeurs	M
Çalkalayıcılar (Hafif Akışkanlar)	U	Agitators (Liquids)	U	Agitateurs (Liquides)	U
Çalkalayıcılar (Ağır Akışkanlar)	M	Agitators (Semi Liquids)	M	Agitateurs (Semi liquide)	M
Tambur kurutucuları	M	Drying drums	M	Tambours de séchage	M
Santrifüjler	U	Centrifuges (Lights)	U	Centrifugeuse (Légère)	U
Santrifüjler	H	Centrifuges (Heavy)	H	Centrifugeuse (Lourde)	H

Petrol Endüstrisi		Oil Industry		Pétrole et Hydrocarbures	
Boru hattı pompaları	M	Pipeline pumps	M	Pompes à oléoducs	M
Kuyu açma mekanizmaları	H	Rotary drilling equipment	H	Foreuse à cylindres	H

Ventilatör Ve Aspiratörler		Fans		Ventilations	
Pistonlu ventilatörler	M	Rotary piston blowers	M	Souffleurs rotatifs	M
Ventilatör (Aksiyal ve Radyal)	U	Blowers (Axial and Radial)	U	Souffleurs (Axe et radial)	U
Santrifüj (türbinli) körük	H	Centrifugal	H	Centrifugeuse	H

Kauçuk Makinaları		Rubber Machines		Industrie du Caoutchouc	
Ekstruder ve kanderler	H	Extruders and calenders	H	Extrudeuse	H
Yoğurma makinaları	H	Pug mills	H	Malaxeur	H
Karıştırıcılar	M	Mixers	M	Mixeurs	M
Silindirme makinaları	H	Rolling mills	H	Presse	H

Ağaç İşleme Makinaları		Wood Working Machine		Industries Forestières	
Yontma tamburları	H	Backers	H	Presse à bois	H
Planya makinaları	M	Planing machines	M	Aplanisseuses	M
Ağaç işleme tezgahları	U	Wood working machines	U	Découpe de bois	U
Şerit testereler	H	Band saws	H	Scie	H

Yıkama Makinaları		Washing Machines		Laveuses	
Yıkama makinaları	U	Washing machines	U	Machine de lavage	U
Tamburlu kurutucular	M	Tumblers	M	Tambours	M

Tahrik Makinası Torque Machine Machines couplées	Günlük Çalışma Müddeti (Saat) Daily Working Period (Hour) Utilisation journalière (Heure)	Makinanın Yükleme Karakteristiği Load Characteristics of Machines Caractéristique des charges		
		Hafif Yük U Uniform Load U Charge uniforme U	Orta Yük M Moderate Load M Charge modérée M	Ağır Yük H Heavy Load H Charge élevée H
Elekt. Motorlu / Elect. Motor / Moteurs élect. Türbin / Turbin / Turbine Hidrolik / Hydraulic / Hydraulique	0....3	0.8	1	1.5
	3....10	1	1.25	1.75
	10...24	1.25	1.5	2
Pistonlu Makinalar (4....6 Silindir Piston Machines (4....6 Cylindir) Machine à pistons (4.....6 Cylindres)	0....3	1	1.25	2
	3....10	1.25	1.5	2
	10...24	1.5	1.75	2
Pistonlu Makinalar (1....2 Silindir Piston Machines (1....2 Cylindir) Machine à pistons (1.....2 Cylindres)	0....3	1.25	1.5	2
	3....10	1.5	1.75	2.25
	10...24	1.75	2	2.5

Vinç Tesisleri		Cranes		Grues	
Bom kaldırma	H	Derricking jib bomm gear	H	Bras ouvrant	H
Vinç yürüyüşleri	U	Travelling gears	U	Grues(Charriot)	U
Yük kaldırma	H	Hoist gears	H	Grues	H
Dönüş tertibatları	U	Slewing gears	U	Pignons rotatifs	U

Metal İşleme Makinaları		Metal Working Machines		Métallurgie et Acieries	
Planya makineleri	S	Planing machine	S	Aplaniseuses	S
Çekiç tokmak	S	Hammer	S	Marteau	S
Oyma makinesi	S	Engraving machine	S	Graveuses	S
Presler	H	Presses	H	Presses	H
Makaslar (Giyotin)	M	Shears	M	Découpeuses	M
Sıcak basma presleri	H	Forging presses	H	Presse à forge	H
Takım tezgahları (Ana Tahrir)	M	Machines tools (Main Drives)	M	Machine outil (Axe principal)	M
Takım tezgahları (Yardımcı Tahrir)	U	Machines tools (Auxiliarily Drives)	U	Machine outil (axe secondaire)	U

Gıda Endüstri Makinaları		Food Industry Machines		Industrie Agroalimentaire	
Doldurma makinaları (Şişe, Kavanoz vs.)	U	Filling machines (Bottles, Contaniers.)	U	Embouteilleuse	U
Yoğurma makinaları	M	Kneading machines	M	Malaxeurs	M
Ambalaj makinaları	U	Packaging machines	U	Machine d'emballage	U
Şeker kamışı kırıcıları	M	Cane crushers	M	Presse à canne	M
Şeker kamışı kesicileri	M	Cane cutters	M	Découpeuse de canne	M
Şeker kamışı öğütücüleri	H	Cane millis	H	Broyeurs de cannes	H
Şeker pancarı kesicileri	M	Sugar beet cutters	M	Découpeuse de betteraves	M
Şeker pancarı yıkayıcıları	M	Suger beet washers	M	Laveuse à betteraves	M

Pompalar		Pumps		Pompes	
Pistonlu pompalar (Q1 / 100)	H	Piston pumps (Q1 / 100)	H	Pompes à piston (Q1 / 100)	H
Pistonlu pompalar (Q1 / 100 : 1 / 20)	M	Piston pumps (Q1 / 100 : 1 / 20)	M	Pompes à piston (Q1 / 100 : 1 / 20)	M
Türbin (Hafif Akışkan)	U	Turbin (Light - Liquids)	U	Turbine (Liquides légers)	U
Türbin (Ağır Akışkan)	M	Turbin (Semi - Liquids)	M	Turbine (Semi-liquide)	M

Tahrir Makinası Torque Machine Machines couplées	Günlük Çalışma Müddeti (Saat) Daily Working Period (Hour) Utilisation journalière (Heure)	Makinanın Yükleme Karakteristiği Load Characteristics of Machines Caractéristique des charges		
		Hafif Yük U Uniform Load U Charge uniforme U	Orta Yük M Moderate Load M Charge modérée M	Ağır Yük H Heavy Load H Charge élevée H
Elekt. Motorlu / Elect. Motor / Moteurs élect. Türbin / Turbin / Turbine Hidrolik / Hydraulic / Hydraulique	0.....3	0.8	1	1.5
	3....10	1	1.25	1.75
	10...24	1.25	1.5	2
Pistonlu Makinalar (4....6 Silindir Piston Machines (4....6 Cylindir) Machine à pistons (4.....6 Cylindres)	0.....3	1	1.25	2
	3....10	1.25	1.5	2
	10...24	1.5	1.75	2
Pistonlu Makinalar (1....2 Silindir Piston Machines (1....2 Cylindir) Machine à pistons (1.....2 Cylindres)	0.....3	1.25	1.5	2
	3....10	1.5	1.75	2.25
	10...24	1.75	2	2.5

Kağıt Endüstri Makinaları		Paper Industry Machines		Industrie Papetière	
Düzleme silindirleri	H	Glazing Cylinders	H	Cylindres appliniseurs	H
Holender	M	Hollenders	M	Holenders	M
Kağıt hamur makineleri	H	Pulpers	H	Pulpeuses	H
Kalender	H	Calender	H	Calendrier	H
Taş presler	H	Stone Presses	H	Presse	H
Vakum presler	H	Vacum Presses	H	Presse à aspiration	H
Kuru silindirler	H	Drying Cylinders	H	Cylindres de séchage	H

Taş ve Kil Makinaları		Stone and Clay Working Machines		Roches et Argiles	
Kırıcılar	H	Breakers	H	Broyeurs	H
Döner fırınlar	M	Rotary ovens	M	Four rotatifs	M
Çekiçli değirmenler	H	Hammer mills	H	Broyeux à marteaux	H
Bilyalı değirmenler	H	Ball mills	H	Broyeurs à billes	H
Çarpmalı öğütücüler	H	Beater mills	H	Broyeux à percussions	H
Tuğla presleri	H	Brick presses	H	Presse à pavés	H

Tekstil Makinaları		Textile Machines		Industrie du Textile	
Sargı makinaları (Q1 / 100)	M	Batchers (Q1 / 100)	M	Machines d'emballages	M
Basma ve boyama mak.	M	Printing and dyeing machines	M	Presse et imprimante	M
Dokuma tezgahları	M	Looms	M	Tisseuse	M

Kompresörler		Compressors		Compresseurs	
Turbo kompresör	M	Turbo compressors	M	Turbocompresseurs	M

Silindirme ve Çekme Tesisleri		Metal Rolling Mills		Acieries	
Sac kesme makineleri	H	Sheet metal cutting machines	H	Découpeuses	H
Hız ayarlı silindirler	M	Roller adjustment drivers	M	Ajusteuse à presses	M
Çubuk kesme makinaları	H	Billet shears	H	Scies	H
Kabuk sıyırma makinaları	H	Descaling machines	H	Eplucheuse	H
Tel çekme tesisleri	M	Wire drawing machines	M	Enrouleuses	M
Soğuk çekme tesisleri	H	Cooling beds	H	Bande de refroidissements	H
Rulolu nakil (Hafif)	M	Roller tables (Lights)	M	Enrouleuses (légères)	M
Rulolu nakil (Ağır)	H	Roller tables (Heavy)	H	Enrouleuses (lourdes)	H
Silindir haddeleme	H	Manipulators	H	Cylindres	H

Tahrik Makinası Torque Machine Machines couplées	Günlük Çalışma Müddeti (Saat) Daily Working Period (Hour) Utilisation journalière (Heure)	Makinanın Yükleme Karakteristiği Load Characteristics of Machines Caractéristique des charges		
		Hafif Yük U Uniform Load U Charge uniforme U	Orta Yük M Moderate Load M Charge modérée M	Ağır Yük H Heavy Load H Charge élevée H
Elekt. Motorlu / Elect. Motor / <i>Moteurs élect.</i> Türbin / Turbin / <i>Turbine</i> Hidrolik / Hydraulic / <i>Hydraulique</i>	0.....3	0.8	1	1.5
	3....10	1	1.25	1.75
	10...24	1.25	1.5	2
Pistonlu Makinalar (4....6 Silindir Piston Machines (4....6 Cylindir) <i>Machine à pistons (4.....6 Cylindres)</i>	0.....3	1	1.25	2
	3....10	1.25	1.5	2
	10...24	1.5	1.75	2
Pistonlu Makinalar (1....2 Silindir Piston Machines (1....2 Cylindir) <i>Machine à pistons (1.....2 Cylindres)</i>	0.....3	1.25	1.5	2
	3....10	1.5	1.75	2.25
	10...24	1.75	2	2.5

Radyal Yüklerin Belirlenmesi

Meydana gelen radyal yükün hesaplanabilmesi için redüktörün çıkış veya giriş miline bağlanan iletme elemanının tipi dikkate alınmalıdır. Aşağıdaki tabloda bazı iletme elemanları faktörleri (f_i) verilmiştir.

<u>İletme Elemanı</u>	<u>İletme Elemanı Faktörü (f_i)</u>	<u>Açıklama</u>
Dışlı	1,15	< 17 diş
Zincir Dışlı	1,40	< 13 diş
Zincir Dışlı	1,25	< 20 diş
V-Kayış Kasnakları	1,75	Ön Gerilme Kuvveti
Düz Kayış Kasnakları	2,50	Ön Gerilme Kuvveti
Triger Kayış Kasnakları	1,50	Ön Gerilme Kuvveti

Mil üzerindeki radyal yük aşağıdaki formülle hesaplanır:

$$F_R = \frac{Md \cdot 2000}{d_0} \cdot f_i$$

$F_R[N]$ = Radyal Yük
 $M_d[Nm]$ = Döndürme Momenti
 $d_0[mm]$ = İletme elemanının Ortalama Çapı
 f_i = İletme Elemanı Faktörü

Bu değerler gözönüne alınarak hesaplanan sonuçlar doğrultusunda, kataloğumuzda yer alan redüktörlere ait radyal yükleri görerek seçim yapabilirsiniz. Bu tablolarda verilen radyal yükler rulman ömrüne göre belirlenmiş olup $S_f = 1$ şartına ve yükün milin ortasını yüklediği durumlar için verilmiştir.

Determining of Overhung Loads

Type of transmission component mounting output or input shaft has to be consideration to find occurred overhung loads. Some transmission component factor (f_i) is given at the table below.

<u>Transmission Component</u>	<u>Transmission Component Factor (f_i)</u>	<u>Explanation</u>
Gear	1,15	< 17 teeth
Sprockets	1,40	< 13 teeth
Sprockets	1,25	< 20 teeth
V-Belt Pulleys	1,75	Pre-tension
Flat Belt Pulleys	2,50	Pre-tension
Trigger Belt Pulleys	1,50	Pre-tension

Overhung Loads on shaft is find by at the formula below:

$$F_R = \frac{Md \cdot 2000}{d_0} \cdot f_i$$

$F_R[N]$ = Overhung Load
 $M_d[Nm]$ = Torque
 $d_0[mm]$ = Mean Diameter of Transmission Component
 f_i = Transmission Component Factor

You can Choose, by seeing overhung loads belong to gearboxes in our catalog according to determined results by considering these values. The given overhung loads on the tables are determined according to working life, on $S_f = 1$ and force which are applied to the midpoint of the shaft

Calcul des charges radiales

Afin de déterminer les charges radiales en bouts d'arbres il conviens de prendre en compte les paramètre et coefficients suivants. Le coefficient correcteur (f_i) est a appliquer en fonction du type de transmission

<u>Élément de transmission</u>	<u>Coefficient correcteur (f_i)</u>	<u>Remarques</u>
Pignons	1,15	< 17 dents
Roue a chaine	1,40	< 13 dents
Roue a chaine	1,25	< 20 dents
Poulies a gorges	1,75	En fonction de la précontrainte
Poulies plates	2,50	En fonction de la précontrainte
Poulies dentées	1,50	En fonction de la précontrainte

La charge radiale en bout d'arbre se calcule en utilisant la formule suivante:

$$F_R = \frac{Md \cdot 2000}{d_0} \cdot f_i$$

$F_R[N]$ = Charge appliquée en bout d'arbre(N)
 $M_d[Nm]$ = Couple en Nm
 $d_0[mm]$ = Diamètre de l'élément de transmission(mm)
 f_i = Coefficient correcteur pour charge radiale

Les résultats sont définis en fonction de la durée de vie et d'utilisation des réducteurs. Les résultats se basent sur les charges radiales appliquées au centre de l'arbre.

Radyal Yük Hesabı, Çıkış Miline etkiyen Durum için

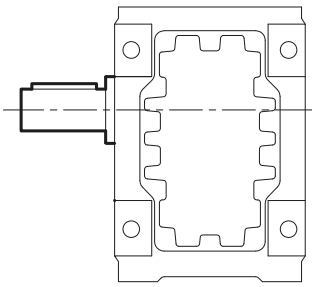
Calculation of Overhung Load for State Acting on Output Shaft

Calcul des charges radiales appliquées sur l'arbre de sortie

Radyal Yük Hesabı için Sabit Değerler Tablosu

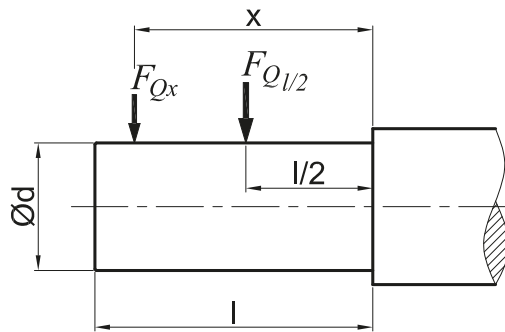
Tables of Fixed Values for Calculation of Overhung Load

Tableau des valeurs préétablies pour le calcul des charges radiales



İRK Serisi
İRK Series / İRK Serie

İRK Serisi / İRK Series / İRK Serie				
Tip/Type	k	c	d	l
İRK 43-42	156	121	35	70
İRK 53-52	156	121	35	70
İRK 63	159.5	129.5	30	60
İRK 73	186.25	146.25	40	80
İRK 83	223.65	173.65	50	100
İRK 93	246	186	60	120
İRK 103	312.75	242.75	70	140
İRK 123	393	308	90	170
İRK 143	434	329	110	210
İRK 153	508	403	120	210



Radyal yük, milin orta noktasında değil ise $F_{Qx} = F_{Q/2} \cdot \frac{k}{c+x}$ formülü ile hesaplanır.

If overhung load is not applied at the midpoint of output shaft; it is calculated by $F_{Qx} = F_{Q/2} \cdot \frac{k}{c+x}$

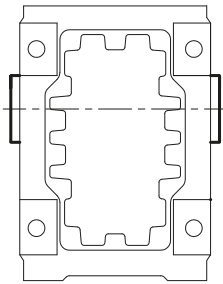
Dans le cas où les charges radiales ne sont pas appliquées au centre de l'arbre d'entrée, la formule à appliquer est $F_{Qx} = F_{Q/2} \cdot \frac{k}{c+x}$

Radyal Yük Hesabı, Kovana etkiyen Durum için

Calculation of Overhung Load for State Acting on Hollow Shaft

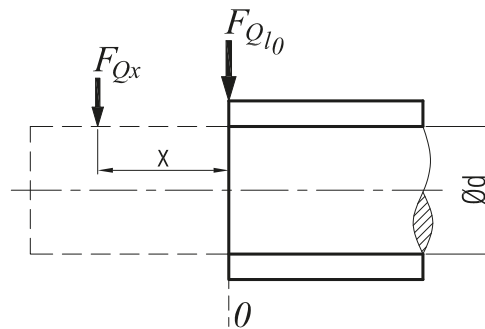
*Calcul des charges radiales appliquées en configuration arbre creux***Radyal Yük Hesabı için Sabit Değerler Tablosu**

Tables of Fixed Values for Calculation of Overhung Load

Tableau des valeurs préétablies pour le calcul des charges radiales**İRK Serisi**

İRK Series / İRK Séries

İRK Serisi / İRK Series / İRK Séries				
Tip/Type	k	c	d	l
İRK 43-42	117	117	35	-
İRK 53-52	117	117	35	-
İRK 63	125.5	125.5	35	-
İRK 73	146.25	146.25	40	-
İRK 83	176.65	176.65	50	-
İRK 93	186	186	60	-
İRK 103	242.75	242.75	70	-
İRK 123	308	308	90	-
İRK 143	329	329	110	-
İRK 153	403	403	120	-



Radyal yük, kovanın 0 noktasında değil ise $F_{Qx} = F_{Ql0} \cdot \frac{k}{c+x}$ formülü ile hesaplanır.

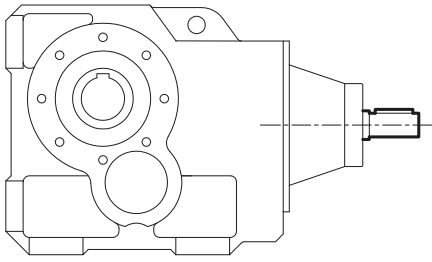
If overhung load is not applied at the zero point of hollow shaft; it is calculated by $F_{Qx} = F_{Ql0} \cdot \frac{k}{c+x}$

Si les charges radiales ne sont pas appliquées au point 0 de l'arbre creux, il convient d'appliquer la formule suivante

$$F_{Qx} = F_{Ql0} \cdot \frac{k}{c+x}$$

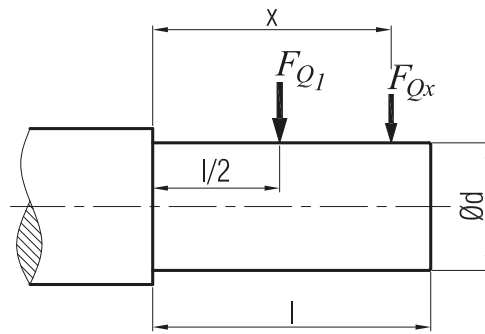
Radyal Yük Hesabı, Giriş Miline etkiyen Durum için
Calculation of Overhung Load for State Acting on Input Shaft
Calcul des charges appliquées sur l'arbre d'entrée

Radyal Yük Hesabı için Sabit Değerler Tablosu
Tables of Fixed Values for Calculation of Overhung Load
Tableau des valeurs préétablies pour le calcul des charges radiales



İRK Serisi
İRK Series / İRK Séries

İRK Serisi / İRK Series / İRK Séries				
Tip/Type	k	c	d	l
İRK 43-42	89	64	24	50
İRK 53-52	89	64	24	50
İRK 63	52,5	67,5	24	50
İRK 73	110	77	24	50
İRK 83	119	89	28	60
İRK 93	123	88	34	70
İRK 103	159,5	109,5	48	100
İRK 123	187,5	132,5	55	110
İRK 143	231	176	55	110
İRK 153	271,5	201,5	70	140



Radyal yük, milin orta noktasında değil ise $F_{Qx} = F_{Q1} \cdot \frac{k}{c+x}$ formülü ile hesaplanır.

If overhung load is not applied at the midpoint of input shaft; it is calculated by $F_{Qx} = F_{Q1/2} \cdot \frac{k}{c+x}$

Dans le cas où les charges radiales ne sont appliquées au centre de l'arbre d'entrée, la formule à appliquer est

$$F_{Qx} = F_{Q1/2} \cdot \frac{k}{c+x}$$

1500 d/d Motorlar / Motors / Moteurs

Kod	Güç (KW)	Hız (d/d)	Anma Akımı	Moment (Nm)	Verim		IE Sınıfı	Çalışma Sınıfı
					100%	75%		
Code	Power (KW)	Speed (r.p.m.)	Rated Current	Torque (Nm)	Efficiency		IE Class	Duty Type
					100%	75%		
Code	Puissance (kW)	Vitesse (r.p.m)	Ampère	Couple (Nm)	Efficience		Classe IE	Classe d'utilisation
					100%	75%		
63M4a	0,12	1365	0,41	0,84	57,1	57,1	IE1	S1
63M4b	0,18	1340	0,60	1,28	59,7	59,7	IE1	S1
C63M4	0,25	1350	0,95	1,77	60,7	60,7	IE1	S1
71M4a	0,25	1380	0,81	1,73	61,9	61,8	IE1	S1
71M4b	0,37	1390	1,15	2,54	68,1	68,1	IE1	S1
C71M4	0,55	1385	1,50	3,75	68,6	68,6	IE1	S1
80M4a	0,55	1365	1,60	3,85	69,1	69,0	IE1	S1
80M4b	0,75	1410	2,10	5,08	79,6	79,6	IE2	S1
90S4	1,1	1420	2,60	7,39	82,0	82,0	IE2	S1
90L4	1,5	1430	3,50	10,02	83,0	83,0	IE2	S1
C90L4	2,2	1435	5,00	14,60	84,4	84,5	IE2	S1
100L4a	2,2	1435	5,00	14,60	84,5	84,6	IE2	S1
100L4b	3	1435	6,60	20,00	85,5	85,7	IE2	S1
C100L4	4	1455	8,20	26,30	86,5	86,6	IE2	S1
112M4	4	1455	8,20	26,30	86,7	86,8	IE2	S1
132S4	5,5	1465	11,20	35,90	87,9	88,8	IE2	S1
132M4	7,5	1465	15,40	48,90	89,0	89,1	IE2	S1
C132M4	11	1465	21,00	71,70	89,9	90,0	IE2	S1
160M4	11	1465	21,00	71,70	90,0	90,1	IE2	S1
160L4	15	1465	29,80	97,80	90,6	90,7	IE2	S1
180M4	18,5	1470	34,50	120,00	91,3	91,4	IE2	S1
180L4	22	1470	42,50	143,00	91,7	91,4	IE2	S1
200L4	30	1470	55,00	195,00	92,5	92,6	IE2	S1
225S4	37	1470	67,00	240,00	92,7	92,7	IE2	S1
225M4	45	1470	80,00	292,00	93,3	93,3	IE2	S1
250M4	55	1475	96,00	356,00	93,7	93,8	IE2	S1
280S4	75	1480	133,00	484,00	94,0	94,1	IE2	S1
280M4	90	1480	158,00	581,00	94,3	94,5	IE2	S1
315S4	110	1485	195,00	707,00	94,5	94,5	IE2	S1
315M4	132	1485	230,00	849,00	94,7	94,5	IE2	S1
315M4	160	1485	280,00	1029,00	94,9	94,9	IE2	S1
315L4	185	1485	323,00	1190,00	95,1	95,1	IE2	S1
315L4	200	1485	350,00	1286,00	95,1	95,1	IE2	S1

1000 d/d Motorlar / Motors / Moteurs

Kod	Güç (KW)	Hız (d/d)	Anma Akımı	Moment (Nm)	Verim		IE Sınıfı	Çalışma Sınıfı
					100%	75%		
Code	Power (KW)	Speed (r.p.m.)	Rated Current	Torque (Nm)	Efficiency		IE Class	Duty Type
					100%	75%		
Code	Puissance (kW)	Vitesse (r.p.m)	Ampère	Couple (Nm)	Efficience		Classe IE	Classe d'utilisation
					100%	75%		
71M6a	0,18	915	0,61	1,88	63,0	62,9	IE1	S1
71M6b	0,25	915	0,83	2,61	63,8	63,7	IE1	S1
80M6a	0,37	910	1,10	3,88	72,9	72,8	IE1	S1
80M6b	0,55	890	1,50	5,90	70,4	70,3	IE1	S1
90S6	0,75	920	2,00	7,79	75,9	75,9	IE2	S1
90L6	1,1	930	2,90	11,30	78,1	78,1	IE2	S1
100L6	1,5	945	3,60	15,20	79,8	79,7	IE2	S1
112M6	2,2	950	5,40	22,00	81,8	81,7	IE2	S1
132S6	3	960	6,90	29,80	83,3	83,2	IE2	S1
132M6a	4	960	9,00	39,80	84,6	84,5	IE2	S1
132M6b	5,5	960	12,30	54,70	86,0	86,0	IE2	S1
160M6	7,5	960	15,00	74,60	87,2	87,2	IE2	S1
160L6	11	965	22,00	108,90	88,7	88,7	IE2	S1
180L6	15	965	29,00	148,00	89,7	89,7	IE2	S1
200L6a	18,5	975	38,00	182,00	90,4	90,4	IE2	S1

* Motor teknik değerleri GAMAK marka motorlar içindir, kullanılan diğer markalar için değişiklik gösterebilir.

Tip Type Typ	Motor büyüklüğü Motor size Taille du moteur				
	63	71	80	90	100
IRK 42	14,252*4,324*	10,666-4,324	10,666-4,324	8,228-4,324	6,463*-4,324*
IRK 43	77,198-4,324*	57,777-4,324(14,252-12,270)	57,777-4,324(14,252-12,270)	33,600-4,324(32,184-12,270-14,252-10,666-9,341)	19,829*-4,324*(14,252-12,270-10,666-9,341-8,228-7,280)
IRK 52	14,252*4,324*	10,666-4,324	10,666-4,324	8,228-4,324	6,463*-4,324*
IRK 53	77,198-4,324*	57,777-4,324(14,252-12,270)	57,777-4,324(14,252-12,270)	33,600-4,324(32,184-12,270-14,252-10,666-9,341)	19,829*-4,324*(14,252-12,270-10,666-9,341-8,228-7,280)
IRK 63	133,140*-50,515*	115,460-6,042*(82,843-21,591-19,106-8,096-7,165)	115,460-5,080*(82,843)	50,515-5,080	34,472*-5,080(16,836)
IRK 73	133,989*-125,038*	117,030-46,413*	117,030-35,251*	91,961-5,466*	74,320*-5,466
IRK 74	388,049*119,060*	388,049-119,060	388,049*-119,060	190,647*-119,060	
IRK 83		236,322-106,331*	236,322-19,334*	204,303-9,349*	126,500*-6,189
IRK 84		619,088-261,559	619,088*-261,559		
IRK 93			179,487-73,814*	179,487-16,827*(38,929-35,330-24,292-22,046)	133,779*-6,989*
IRK 94		501,506-344,241*	501,506-195,000	501,506*-195,000	303,571*-195,000*
IRK 103			171,785*-101,108*	171,785*-57,114*	140,786-10,921*
IRK 104			612,116-160,205*	612,116-160,205	612,116*-160,202
IRK 123			146,568*128,859*	146,568*-114,523*	146,568*-16,540*(39,597-24,150-21,739)
IRK 124			446,439*-301,659*	446,439-143,000*	446,439*-143,000
IRK 143				154,311*-137,307*	154,311*-111,461*
IRK 144				725,769*-158,751*	725,769*-158,751
IRK 153					140,620*
IRK 154					546,857-121,961*

Parantez içindekiler o aralık arası mümkün olmayan tahvil değerleridir. (Mil ve delik çapı birbirine uymayan.) * İşaretli olanlar mevcut tahvil çizelgesi dışında olanlardır. (Önerilmeyen tahvil değerleridir.)

Gövde Büyüklüklerine Göre IEC Pam Flanş Uygunlukları

Combinations of Gearbox According to Motor IEC Input Flange / *Combinaisons de reducteurs en fonction de la bride moteur*

Tip Type Typ	Motor büyüklüğü Motor size Taille du moteur									
	63 B14	63 B5	71 B14	71 B5	80 B14	80 B5	90 B14	90 B5	100 B14	100 B5
IRK 42-43										
IRK 52-53										
IRK 63										
IRK 73										
IRK 74										
IRK 83										
IRK 84										
IRK 93										
IRK 94										
IRK 103										
IRK 104										
IRK 123										
IRK 124										
IRK 143										
IRK 144										
IRK 153										
IRK 154										

Motor Büyüklüğüne Göre Geometrik Mümkün Çevrim Oranları
 Geometrically Possible Combinations of Ratios According to Motor Size / *Combinaisons de ratios possibles en fonction de la configuration moteur*

Frenler

1) Pervanesiz frenler

Elektrik motorunun arkasındaki soğutma kapağı takılmayarak bunların yerine monte edilen frenlerdir. Kısa süreli çalışan motorlarda bu tip frenler kullanılır.

2) Pervaneli frenler

Elektrik motorunun motor mili ve fan kapağı uzatılarak monte edilen frenlerdir. Devamlı çalışan motorlarda bu tip frenler kullanılır.

3) Mikro anahtarlı frenler

Elektrik motorlarının demeraj akımının yüksek olması ve freni açmada gecikmesi dolayısıyla istenmeyen durumlar meydana gelir. Bunları önlemek için, frenin üzerine konulan bir mikro anahtar vasıtasıyla freni açtıktan hemen sonra motorun çalışması sağlanır. Bu tip frenler özellikle büyük güçteki redüktörlerin elektrik motorları için uygundur.

Redüktörlerin ani veya gecikmeli frenlenmesi

Gecikmeli veya ani frenlenen redüktörler birçok sanayi makinelerinde kullanılmaktadır. Bu sebepten frenler hem ani hem de gecikmeli fren yapacak şekilde dizayn edilmişlerdir. Frenlerin elektrik bağlantısında yapılacak bir değişiklikle ani veya gecikmeli frenleme sağlanır. Her frenli redüktör ile birlikte elektrik bağlantı şeması verilmektedir.

Frenli redüktörleri teslim aldığınızda fren bağlantısının gecikmeli olarak yapıldığını unutmayınız.

Brakes

1) Brakes without cooling fan

Brake which is mounted on fan side of electric motor by cancelling cooling fan and fan cover of motor. This type of brake is used for a short period running motors.

2) Brakes with cooling fan

Brake which is mounted on fan side of electric motor by extending motor shaft and fan cover to use fan. This type of brake is necessary for continuously running motors

3) Brakes with micro switch

Because of high starting current of motors delayed disengagement of magnetic brakes undesirable conditions occur. To prevent this situation, starting of motor is provided after disengagement of brake by means of brake by means of a micro switch installed on the brake. This type of brake is especially suitable for high power geared motors.

Non-delayed or delayed braking of geared motors

Delayed or non-delayed geared motors are used in many industrial machines. Therefore, brakes are designed to operate in both delayed and non-delayed conditions. This is supplied with each brake mounted geared motor.

Please do not forget that the brakes are connected for delayed operations standard.

Freins

1) Freins sans hélices de refroidissements

Freins montés directement à l'emplacement de l'hélice de refroidissement. Dans cette configuration l'hélice et le couvercle extérieur sont retirés. Ce type de configuration est conseillé pour les applications et moteurs avec une durée de fonctionnement réduite.

2) Freins avec hélice de refroidissement

Le frein est monté directement à l'arrière de l'emplacement de l'hélice de refroidissement. Ce type de configuration nécessite une prolongation de l'arbre d'entraînement du moteur. Ce type de configuration est conseillé pour les applications nécessitant un usage continu du frein.

3) Frein à ouverture manuelle

La forte charge appliquée par le moteur sur certains freins entraîne une prolongation de la période de blocage. Afin d'éviter un arrêt prolongé certains freins sont équipés d'un clé d'ouverture manuelle, cette option permet un redémarrage immédiat du moteur. Ce type de freins est particulièrement adapté aux moteurs à forte puissance.

Freins avec ou sans retardement d'arrêt.

Les motoréducteurs équipés de freins à retardement d'arrêt sont utilisés dans notre nombreuses applications et secteurs. Les freins sont conçus pour opérés avec ou sans l'option de retardement. Cette option est disponible pour l'ensemble de notre gamme de motoréducteurs. A noter que le freins doit être correctement connecté pour permettre un fonctionnement optimale de cette option.

Fren alıştırma voltajları

Frenler 24V-DC veya 220V-AC ile çalışacak şekilde imal edilir. 220 voltluk frenlerin bağlantıları motor klemens kutusunda yapılmaktadır. 24V ile çalışan frenlerin bağlantısı için ayrıca 220/30V trafo ile doğrultucu gerekmektedir. İstenildiğinde bunlar firmamızca temin edilmektedir.

Frenli redüktörlerin elektrik motorlarına toprak hattı bağlantısı muhakkak yapılmalıdır.

Fren siparişlerinde belirtilmesi gereken hususlar

- 1) Fren momenti
- 2) Fren tipi
- 3) Fren voltajı

24V ile çalışan fren siparişlerinde trafolu doğrultucu istenip istenmediğini lütfen belirtiniz.

Fren bağlantı şemaları

Operating voltage of brakes

Brakes are manufactured to operate at 24V-DC or 220V-AC. 220V brakes are connected to the motor terminal box directly, but 220/30V transformer with rectifier unit needed for 24V operating brakes. This unit will be supplied if required.

Geared brake motors must be earthed.

Required ordering data for brakes

- 1) Brake torque
- 2) Brake type
- 3) Brake operating voltage.

Please inform as if you need 220/30V transformer with rectifier unit for 24V operating brakes

Brake connection types

Voltage et caractéristique des freins

Les freins sont adaptés à un voltage de 24V-DC ou 220V-AC. Les freins fonctionnant sous 220V sont directement connectés à la boîte de Klemens, Les freins fonctionnant sous 24V doivent impérativement être couplés à un transformateur, cette unité est disponible en option.

Données Nécessaire à la Commande d'un Frein.

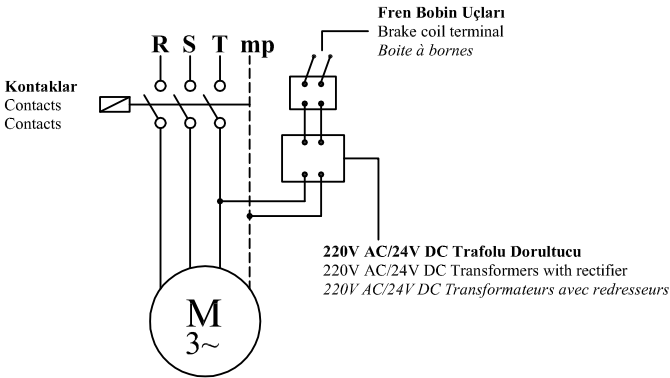
- 1) Couple des freins
- 2) Type de freins
- 3) Type de voltage

Veillez à nous informer si une unité de transformation 220/30V est nécessaire au branchement de votre frein (24 V)

Type de connexion des freins

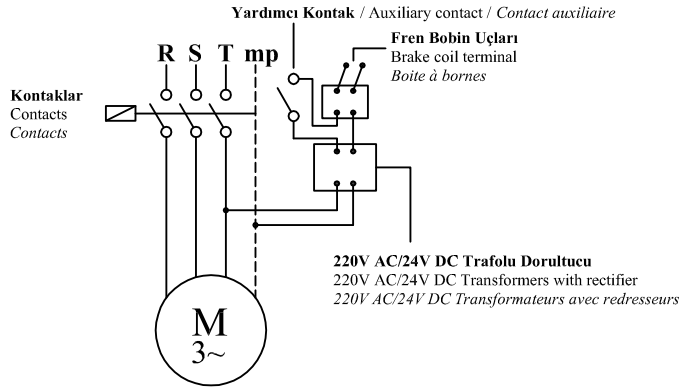
Gecikmeli Frenleme (24V)

Delayed Running Brake (24V)
Frein à retardement (24 V)



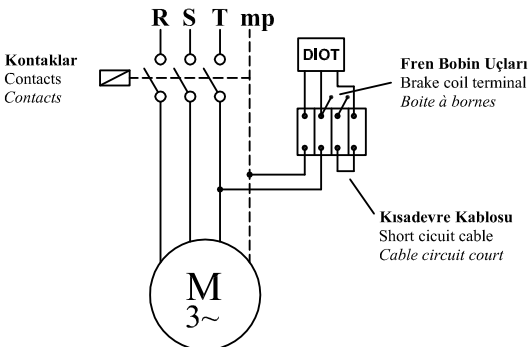
Ani Frenleme (24V)

Sudden Running Brake (24V)
Frein à arrêt immédiat (24 V)



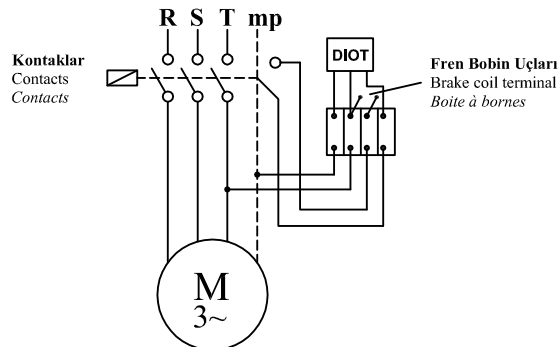
Gecikmeli Frenleme (220V)

Delayed Running Brake (220V)
Frein à retardement (220 V)



Ani Frenleme (220V)

Sudden Running Brake (220V)
Frein à arrêt immédiat (220 V)



Tablo 1 / Table 1 / Tableau 1

Motor büyüklüğü Motor size Dimensions du moteur	n1 d/d / r.p.m / r.p.m			
	750	1000	1500	3000
	Güç / Power / Puissance [kW]			
63			0,12 - 0,18	0,18 - 0,25
71	0,09 - 0,12	0,18 - 0,28	0,25 - 0,37	0,37 - 0,55
80	0,18 - 0,25	0,37 - 0,55	0,55 - 0,75	0,75 - 1,1
90 S	0,37	0,75	1,1	1,5
90 L	0,55	1,1	1,5	2,2
100	0,75 - 1,1	1,5	2,2 - 3	3
112	1,5	2,2	4	4
132 S	2,2	3	5,5	5,5 - 7,5
132 M	3	4 - 5,5	7,5	11
160 M	4-5,5	7,5	11	15
160 L	7,5	11	15	18,5
180 M			18,5	22
180 L	11	15	22	
200	15	18,5 - 22	30	30 - 37
225 S	18,5		37	
225 M	22	30	45	45
250	30	37	55	55
280 S	37	45	75	75
280 M	45	55	90	90

Tablo 2 / Table 2 / Tableau 2

Motor büyüklüğü Motor size Dimensions du moteur	Fren momenti [kgm] Braking torque [kgm] Puissance de freinage [kgm]																			
	Hafif frenleme Light braking Freins légers										Kuvvetli frenleme Strong braking Freins lourds									
	0,5	1	2,5	4	5	10	20	30	50	80	0,5	1	2,5	4	5	10	20	30	50	80
63																				
71																				
80																				
90 S																				
90 L																				
100																				
112																				
132 S																				
132 M																				
160 M																				
160 L																				
180 M																				
180 L																				
200																				
225 S																				
225 M																				
250																				
280 S																				
280 M																				

Bazı uygulamalarda redüktör kullanıcıları redüktör durduğunda sistemin ağırlıkla beraber geri kaymasını istemez.

Bu gibi durumlarda redüktörlerde kilitli rulman uygulaması yapılır. Buna göre aşağıda verilen tiplere göre dönüş yönü belirtilmelidir.


Ccw : Saat Yönünün Tersi
Cw : Saat Yönü

In certain applications when the machinery stops, the operator would not like the gearbox to slip and lose its adjustment. Under these circumstances, the gearbox would be equipped with a locked ball bearing. Accordingly, the direction of rotation should be noted as shown below.

Ccw : Counterclockwise
Cw : Clockwise

Afin de répondre aux besoins de précision et de sécurité de certaines applications, nos réducteurs sont disponibles avec une option anti-retour. Cette option se compose d'un roulement anti-retour qui permet au réducteur de rester dans la position d'arrêt jusqu'au redémarrage de l'application par l'opérateur.

Ccw : Sens anti-horaire
Cw : Sens horaire



Moment kolu


Redüktörünüzün sabitlendiği yüzeyle buluşturan, bağlantı noktaları zamanla aşınıp kırılmalara neden olabilir. Bu nedenle IRK serisi için özel olarak tasarladığımız tork kolu, içindeki lastik takoz sayesinde redüktörünüzü ani kalkışlara ve mil salgılarına karşı koruyup, sistem kaynaklı kasma ve gerilmeleri en aza indirir. İsteğinize bağlı olarak redüktörünüzle beraber gönderilecek olan tork kolu yardımıyla redüktörünüzün montajını kolayca gerçekleştirebilirsiniz.

Moment Kolunun Kullanılabilmesi için,

Konstruksiyonunuza ait bir çıkış mili olması gerekir. Bu çıkış miline, redüktörünüzü astıktan sonra , moment kolunu, redüktörün kendi eksenini etrafında dönmemesi için sabitlemeniz gerekiyor. Resimden de incelemeniz mümkün.

Moment Kollu Bağlantı ile,

- Kolay montaj ve demontaj imkanı
- Sistemsel kasmalara karşı redüktörünüzü koruma imkanı sağlanmış olmaktadır.



Torque arm

Lot of gearboxes failures and problems are due to the connection of the gearbox to the hosting structure or application. The vibration or weight are damaging the gearboxes housing, connection elements and shafts. In order to avoid such issues, we designed a special torque arm to connect the gearbox with the hosting structure. This special element is composed of steel and caoutchouc parts to support the weight and vibration generated by the application. In the same time the torque arm is making mounting and maintenance process faster and easier. Mounting and usage:

In order to use a torque arm, the structure of the application should have an output shaft. The gearbox should be connected to the shaft and the torque arm should be mounted of the down or side part of the gearbox using the specific holes on the housing design.

Advantages:

- Quick mounting
- Easy maintenance process
- Longer lifetime of the gearbox

Bras d'attraction

En cause de la majorité des pannes et défaillances, l'accouplement des réducteurs à la structure de l'application finale est un point essentiel au bon fonctionnement et au prolongement de la durée de vie des réducteurs. En effet, un accouplement défaillant ou mal adapté est souvent la cause de fissures, vibration excessives et déformation de l'arbre d'entrée. Pour pallier à ce problème, nous avons mis au point un bras d'attraction permettant d'absorber les chocs et vibration liés au fonctionnement et aux phases d'arrêt/démarrage de l'application. Ce bras d'attraction est composé d'une structure en fonte et de deux joints en caoutchouc. En plus de prolonger la durée de vie du motoréducteur et maintenir un bon fonctionnement de vos applications, le bras d'attraction rend les phases de montages et maintenance plus rapides et efficaces.

Montage et utilisation :

L'utilisation d'un bras d'attraction nécessite la présence d'un arbre de sortie sur la structure de l'application. Après avoir effectué l'accouplement du réducteur, le bras d'attraction doit être placé sur la face arrière ou basse du réducteur. La fixation s'effectue grave aux emplacements prévus sur le carter du réducteur.


Les avantages :

- Phase de montage facilitée
- Prolongement de la durée de vie
- Maintenance rapide

Ayak montajlı redüktörlerde
montaj pozisyonu "P" ile
gösterilir

Foot mounted gearboxes
position are defined as "P"


Les positions de montages
des réducteurs à pattes sont
définis par "P"



Flanş montajlı redüktörlerde
montaj pozisyonu "V" ile
gösterilir

Flange mounted gearboxes
position are defined as "V"


Les positions de montages
des réducteurs à brides sont
définis par "V"



Standart klemens pozisyonu "KP1" dir, aksi belirtilmediği sürece standart pozisyonda yapılır.

The standard mounting position is "KP1", if the mounting is not during the order, the mounting position is always "KP1"

La position de montage standard est "KP1", si aucune position de montage n'est précisée lors de la prise de commande, la position "KP1" sera attribuée par défaut



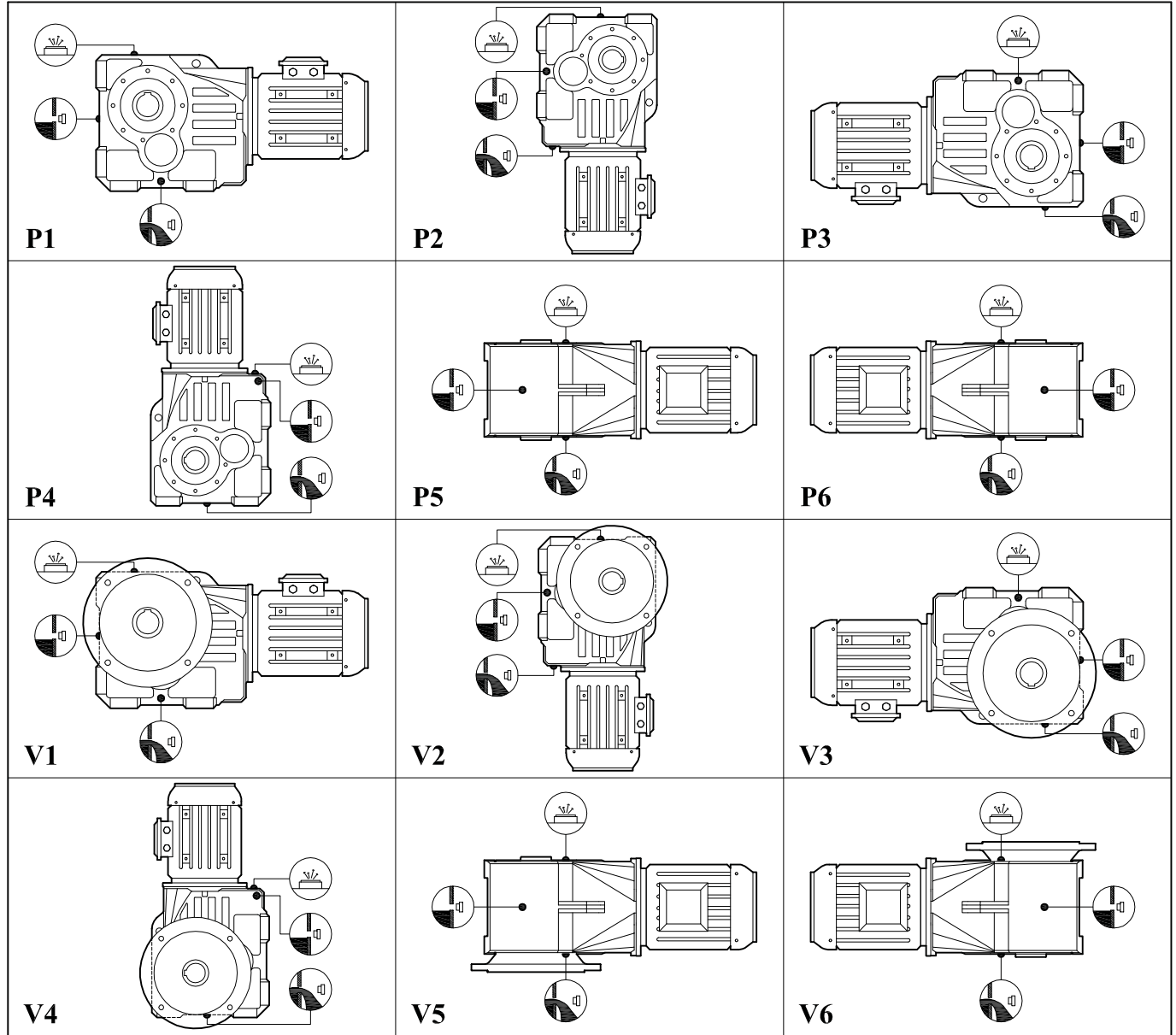
Rakor yönleri Cable entry / Entrée des câbles

Standart rakor yönü "A" dir, belirtilmediği sürece standart yönde yapılır.

The standard position of the cable entry "A", if the position is not during the order, the mounting position is always "A"

La position standard de l'entrée des câbles est "A", si aucune position de montage n'est précisée lors de la prise de commande, la position "A" sera attribuée par défaut.





Semboller :
Seymbols :
Seymboles :



Yağ Doldurma ve Havalandırma
Oil Filling and Vent Plug
Valve d'aération

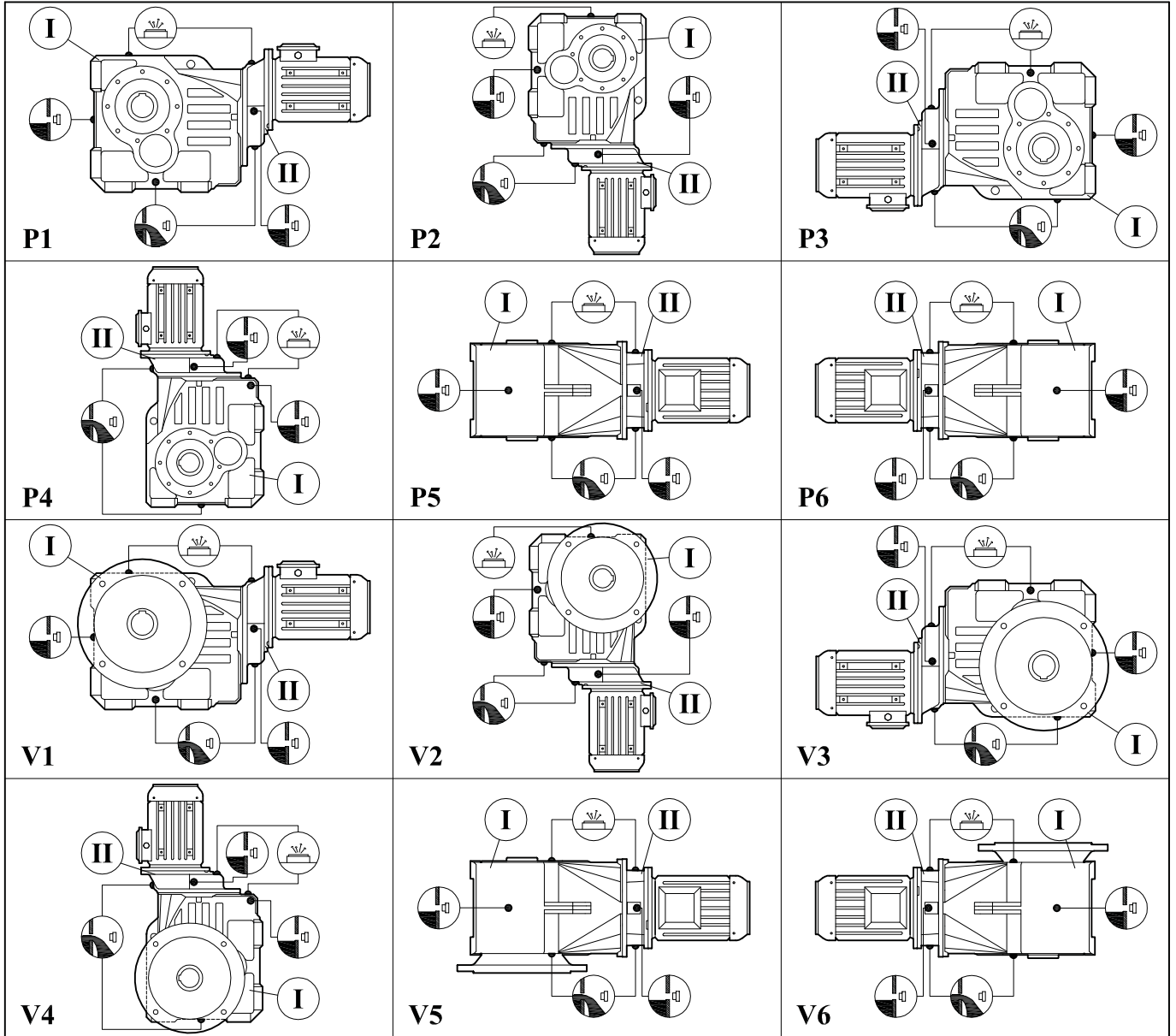


Yağ Seviye Tespit
Oil Level
Niveau d'huile



Yağ Boşaltma
Oil Drain Plug
Bouchon de drainage

TİP Type Type	Bağlantı Pozisyonları ve Yağ Miktarları (litre) Oil Quantities for Mounting Positions (liter) Quantités d'huiles en fonction da la position de montage (litres)											
	P1	V1	P2	V2	P3	V3	P4	V4	P5	V5	P6	V6
İRK.... 42-43	1		1,1		1,1		2,1				1,1	
İRK.... 52-53	1,1		1,2		1,2		2				1,2	
İRK.... 63	1,3		1,3		1,3		2,2				1,3	
İRK.... 73	2		3,7		3,5		4,2				2,8	
İRK.... 83	5		6		6,5		8				5,5	
İRK.... 93	8		9		10		11				9	
İRK.... 103	10		21		24		28				17	
İRK.... 123	17		31		35		39				25	
İRK.... 143	30		50,5		53		70				49	
İRK.... 153	40		75		74		99				69	



Semboller :
 Symbols :
 Seymboles :



Yağ Doldurma ve Havalandırma
 Oil Filling and Vent Plug
 Valve d'aération

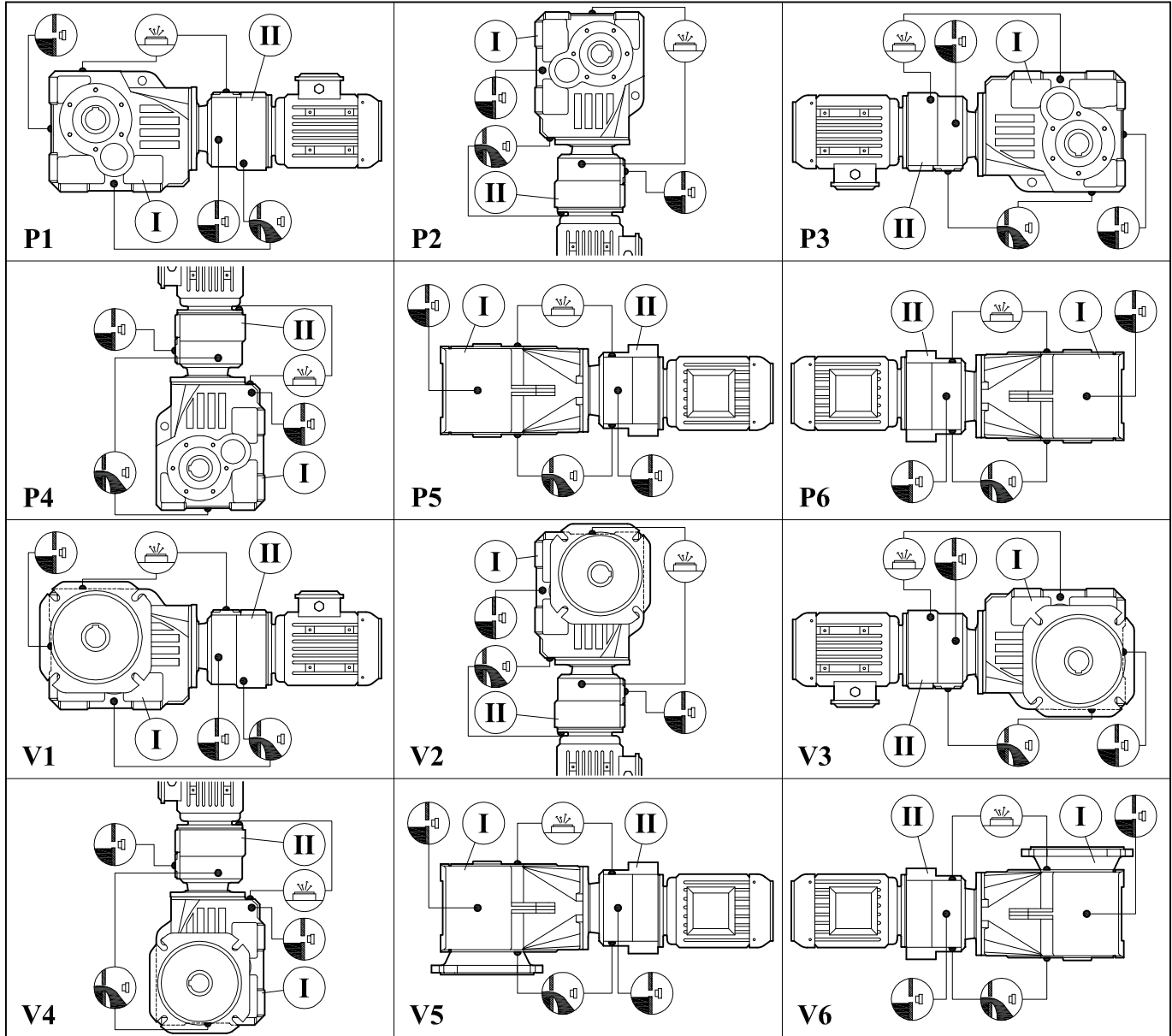


Yağ Seviye Tespit
 Oil Level
 Niveau d'huile



Yağ Boşaltma
 Oil Drain Plug
 Bouchon de drainage

TİP Type Type	Bağlantı Pozisyonları ve Yağ Miktarları (litre) Oil Quantities for Mounting Positions (liter) Quantités d'huiles en fonction da la position de montage (litres)											
	P1	V1	P2	V2	P3	V3	P4	V4	P5	V5	P6	V6
	I / II		I / II		I / II		I / II		I / II			
İRK.... 74	2 / 0,1		3,7 / 0,3		3,5 / 0,25		4,2 / 0,2		2,8 / 0,2			
İRK.... 84	5 / 0,2		6 / 0,35		6,5 / 0,4		8 / 0,35		5,5 / 0,35			
İRK.... 94	8 / 0,3		9 / 0,75		10 / 0,75		11 / 0,5		9 / 0,5			
İRK.... 104	10 / 0,6		21 / 1,2		24 / 1,3		28 / 1,1		17 / 1			
İRK.... 124	17 / 0,7		31 / 1,35		35 / 1,8		39 / 1,5		25 / 1,2			
İRK.... 144	30 / 1,85		50,5 / 4		53 / 4,5		70 / 4		49 / 2,75			



Semboller :
Seymbols :
Seymboles :



Yağ Doldurma ve Havalandırma
Oil Filling and Vent Plug
Valve d'aération



Yağ Seviye Tespit
Oil Level
Niveau d'huile



Yağ Boşaltma
Oil Drain Plug
Bouchon de drainage

TİP Type Type	Bağlantı Pozisyonları ve Yağ Miktarları (litre) Oil Quantities for Mounting Positions (liter) Quantités d'huiles en fonction da la position de montage (lites)											
	P1	V1	P2	V2	P3	V3	P4	V4	P5	V5	P6	V6
	I / II		I / II		I / II		I / II		I / II		I / II	
İRK.... 63 İR 52	1,3	0,8	1,3	1,2	1,3	0,8	2,2	0,8			1,3	0,8
İRK.... 63 İR 53	1,3	0,75	1,3	1,15	1,3	0,75	2,2	0,75			1,3	0,75
İRK.... 73 İR 52	2	0,8	3,7	1,2	3,5	0,8	4,2	0,8			2,8	0,8
İRK.... 73 İR 53	2	0,75	3,7	1,15	3,5	0,75	4,2	0,75			2,8	0,75
İRK.... 83 İR 52	5	0,8	6	1,2	6,5	0,8	8	0,8			5,5	0,8
İRK.... 83 İR 53	5	0,75	6	1,15	6,5	0,75	8	0,75			5,5	0,75
İRK.... 93 İR 62	8	1,25	9	1,8	10	1,25	11	1,8			9	1,25
İRK.... 93 İR 63	8	1,1	9	1,65	10	1,1	11	1,65			9	1,1
İRK.... 103 İR 62	10	1,25	21	1,8	24	1,8	28	1,8			17	1,25
İRK.... 103 İR 63	10	1,1	21	1,65	24	1,65	28	1,65			17	1,1

TİP Type Type	Bağlantı Pozisyonları ve Yağ Miktarları (litre)											
	Oil Quantities for Mounting Positions (liter)											
	Quantités d'huiles en fonction de la position de montage (litres)											
	P1	V1	P2	V2	P3	V3	P4	V4	P5	V5	P6	V6
	I / II	I / II	I / II	I / II	I / II	I / II	I / II	I / II	I / II	I / II	I / II	I / II
İRK.... 123 İR 72	17 / 2,5	31 / 3	35 / 2,5	39 / 3	25 / 2,5							
İRK.... 123 İR 73	17 / 2,3	31 / 2,8	35 / 2,3	39 / 2,8	25 / 2,3							
İRK.... 143 İR 72	30 / 2,5	50,5 / 3	53 / 2,5	70 / 3	49 / 2,5							
İRK.... 143 İR 73	30 / 2,3	50,5 / 2,8	53 / 2,3	70 / 2,8	49 / 2,3							
İRK.... 143 İR 82	30 / 5,5	50,5 / 7,5	53 / 5,5	70 / 7,5	49 / 5,5							
İRK.... 143 İR 83	30 / 5	50,5 / 7	53 / 5	70 / 7	49 / 5							
İRK.... 153 İR 92	40 / 9	75 / 11	74 / 9	75 / 11	69 / 9							
İRK.... 153 İR 93	40 / 8	75 / 10	74 / 8	75 / 10	69 / 8							
İRK.... 153 İR 102	40 / 14	75 / 17	74 / 14	75 / 17	69 / 14							

Yağ Cinsi Lubrifiant Art des Lubrifiant	ISO Viskozite sinifi Viscosity class Catégorie de viscosité	DIN 51517-3	Kullanım sicaklığı Usage temperature Gebrauchs temperatur d'usage C°	Firma Firm Marque						
				Mobil	ARAL	bp	Shell	Castrol	KLÜBER LUBRICATION	BELGiN
Mineral Yağ Mineral Oil Huile Minéral	ISO VG 320	CLP	0.....+100	Mobilgea XMP 320	Degol BG 320	Energol GR-XP 320	Omala F320	Alpha SP 320	GEM 1 320 N	Belgear M - 320 - süper
	ISO VG 220	CLP	-5.....+100	Mobilgea XMP 220	Degol BG 220	Energol GR-XP 220	Omala F220	Alpha SP 220	GEM 1 220 N	Belgear M - 220 - süper
	ISO VG 150	CLP	-5.....+100	Mobilgea XMP 150	Degol BG 150	Energol GR-XP 150	Omala 150	Alpha SP 150	GEM 1 150 N	Belgear M - 150 - süper
	ISO VG 100	CLP	-5.....+100	-	Degol BG 220	Energol GR-XP 220	Omala 100	Alpha SP 100	GEM 1 100 N	Belgear M - 100 - süper
Sentetik Yağ Synthetic Oil Huile Synthétique	ISO VG 320	CLP PG	-25.....+140	Gylgoyle 320	Degol GS 320	Enersyn SG-XP320	Tivela S 320	Alphasyn PG 320	Klübersynth GH 6-320	-
	ISO VG 220	CLP PG	-25.....+140	-	Degol GS 220	Enersyn SG-XP220	Tivela S 220	Alphasyn PG 220	Klübersynth GH 6-220	-
	ISO VG 150	CLP PG	-30.....+140	-	Degol GS 150	Enersyn SG-XP150	Tivela S 150	Alphasyn PG 150	Klübersynth GH 6-150	-
	ISO VG 100	CLP PG	-30.....+140	-	-	-	-	-	Klübersynth GH 6-100	-

Redüktörlerin Kontrol ve Bakımları

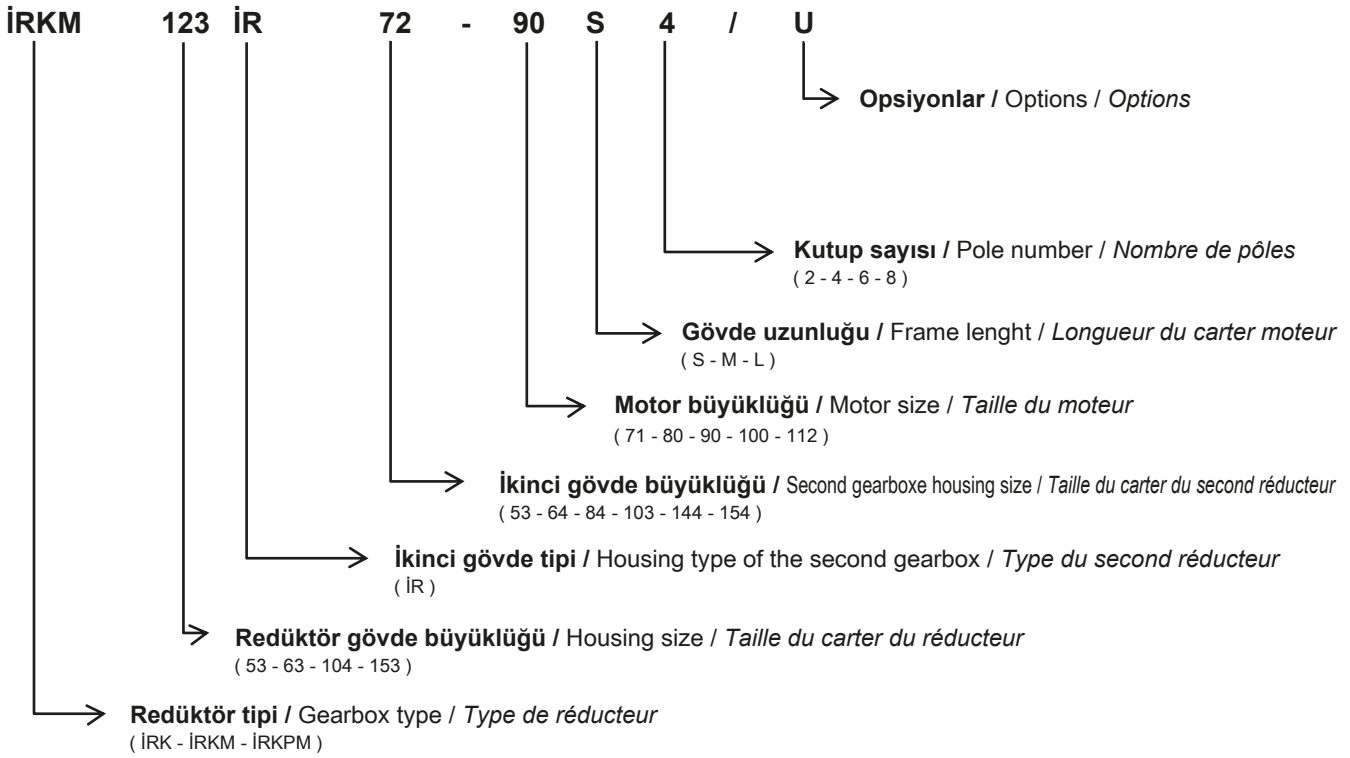
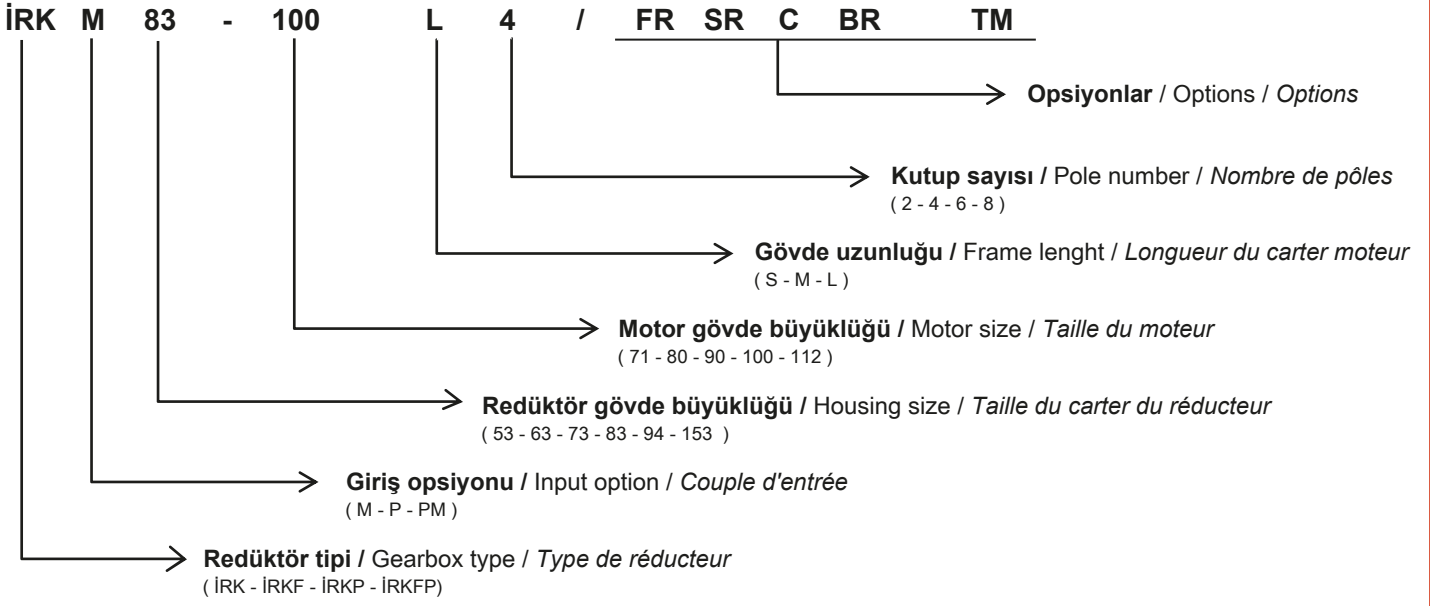
- Redüktörlerin yağ seviyesi ve miktarını kontrol ediniz. Yağın cinsini İ.MAK kataloğunda yer alan yağ çizelgelerini kullanarak seçiniz.
- Havalandırma tapasının faal olup olmadığına bakınız. Hava tahliye deliği çalışmaz ise redüktör gövdesinin içinde biriken hava, basınç oluşturarak keçelerden yağ sızmasına sebep olur. Böylece yağ azalarak çevre kirliliğine yol açar ve redüktörün verimli çalışmasını engellemiş olur.
- Redüktör bağlantı cıvatalarının gevşeyip gevşemediğini kontrol ediniz, gevşeyen cıvatalar var ise sıkılaşma suretiyle tedbir alınız. Redüktör montajında meydana gelen eksen kaçıklığında zararlı sarsıntılara dikkat ediniz.
- Redüktörün ilk çalıştırmadan 500 saat sonra, sonraki her 6000 saatte periyodik olarak yağını değiştiriniz.
- Özel hususlar ve çalışma şartları hakkında mutlaka firmamıza danışınız.

Control and maintenance gearboxes

- Check the oil levels and quantity of your gearboxes. Choose the type and quantity of oil from the İ.MAK catalogue.
- Check if the ventilation stopper is active or not. If the air evacuation hole does not work properly, the accumulated air in the gearbox trunk might causes pressure and gas leakage from the mats.
- Before starting your geared motors, proceed to the checking of connection bolts and screw. Check if they have loosened or not during transport or installation. Take measures by firming loosened bolts. A wrong connexion might create vibration to the axis and conduct to damage of the geared motor.
- Change the oil after 500 hours of initial operation and periodically every 6000 hours of operating the geared motor.
- If you are facing any technical issue, please consult the user guide delivered with the geared motor. In case of special issue or emergency please directly contact your reseller or the closest I-MAK technical center.

Contrôle et maintenance des réducteurs

- Vérifiez le niveau et la quantité d'huile de façons régulière. Consultez le catalogue I-MAK pour obtenir les niveaux d'huiles requis en fonction du modèle et de la position du réducteur.
- Vérifiez le fonctionnement de la valve d'aération. L'absence d'évacuation de l'air peut provoquer une augmentation de la pression dans le réducteur pouvant conduire à des fuites d'huiles.
- Contrôler les vis et boulons reliant le moteur au réducteur, en cas de mauvaise fermeture le moteur peut créer des vibrations de l'arbre entraînant l'endommagement du motoréducteur.
- La première vidange doit être effectuée après 500 heures d'utilisations du motoréducteur, les vidanges suivantes doivent être effectuées au bout de 6000 heures d'utilisations.
- En cas de problèmes techniques, consultez le manuel d'utilisation fournis à la livraison du motoréducteur. En cas de problèmes particulier ou d'urgence, veuillez à contacter votre revendeur ou le centre technique I-MAK le plus proche.





İRK Serisi Redüktörler Güç ve Devir Tabloları

IRK Series Power Ratings and Output Speed
IRK Series puissances et vitesses de sorties



P1 GÜÇ Power Puissance [kW] Hp	n ₂ Çıkış Devri Output Speeds Vitesse de sortie [r.p.m.]	i Tahvil Ratio Rapport de réduction	f _s Servis Faktörü Service Factor Service facteur	M ₂ Çıkış Momenti Output Torque Couple de sortie [Nm]	F _{Q10} Rad. Yük Over Loads Charges radiales [N]	Tip Type			kg
0,12 0,16	0,17	8292	0,77	6199	38600	İRKM İRKFM	103 İR 63 / 63 M 4a	190	189 209
	0,19	7307	0,88	5463	38600				
	0,26	5423	1,13	4054	38600				
	0,32	4412	1,35	3298	38600				
	0,35	4004	1,45	2993	38600				
	0,38	3660	1,79	2736	38600				
	0,43	3293	1,94	2462	38600				
	0,47	2977	2,20	2226	38600				
	0,57	2460	2,70	1839	38600				
	0,66	2125	2,80	1589	38600				
	0,73	1912	2,90	1429	38600				
	0,89	1569	3,40	1173	38600				
	0,98	1428	3,40	1068	38600				
	1,1	1304	3,40	975	38600				
	1,2	1193	3,40	892	38600				
	0,27	5137	0,80	3840	26150	İRKM İRKFM	93 İR 63 / 63 M 4a	184	118 131
	0,33	4218	0,97	3153	26150				
	0,35	3962	1,07	2962	26150				
	0,39	3555	1,19	2658	26150				
	0,44	3206	1,27	2397	26150				
	0,53	2632	1,55	1968	26150				
	0,56	2484	1,69	1857	26150				
	0,63	2229	1,86	1666	26150	İRKM İRKFM	83 İR 53 / 63 M 4a	178	75 82
	0,48	2919	0,88	2182	19180				
	0,54	2577	0,98	1927	19180				
	0,68	2047	1,18	1530	19180				
	0,75	1860	1,24	1391	19180				
	0,93	1502	1,50	1123	19180				
	1,0	1379	1,62	1031	19180				
	1,1	1225	1,85	916	19180	İRKM İRKFM	83 İR 52 / 63 M 4a	178	74 81
	1,3	1041	2,10	790	19180				
	1,5	912	2,40	692	19180				
	1,7	813	2,90	617	19180				
1,9	726	3,70	551	19180	İRKM İRKFM	73 İR 53 / 63 M 4a	172	45 51	
2,2	636	3,90	483	19180					
1,0	1374	0,82	1027	12100					
1,2	1208	0,98	903	12100					
1,3	1068	1,15	798	12100					
1,5	944	1,30	706	12100					
1,6	852	1,41	637	12100					
1,8	774	1,55	579	12100					
2,0	683	1,89	511	12100					



P1 GÜÇ Power Puissance [kW] Hp	n ₂ Çıkış Devri Output Speeds Vitesse de sortie [r.p.m.]	i Tahvil Ratio Rapport de réduction	f _s Servis Faktörü Service Factor Service facteur	M ₂ Çıkış Momenti Output Torque Couple de sortie [Nm]	F _{Q10} Rad. Yük Over Loads Charges radiales [N]	Tip Type			kg
0,12 0,16	2,3	606	1,82	460	12100	İRKM İRKFPM	73 İR 52 / 63 M 4a	172	44 50
	2,5	552	2,00	419	12100				
	2,9	484	2,30	367	12100				
	3,3	427	2,60	324	12100				
	3,7	375	3,30	285	12100				
	4,2	331	3,70	251	12100				
	5,3	265	4,30	201	12100				
	6,0	234	4,90	178	12100				
	6,8	207	5,50	157	12100				
	2,4	592	1,03	449	7450				
	2,7	519	1,17	394	7450				
	3,0	466	1,30	354	7450				
	3,3	419	1,45	318	7450				
	3,7	378	1,60	287	7450				
	4,1	342	1,78	260	7450				
	4,3	325	1,87	247	7450				
	4,9	288	2,10	219	7450				
	5,5	253	2,00	192	7450				
	6,3	224	2,30	170	7450				
	7,0	200	2,50	152	7450				
	7,8	179	2,70	136	7450				
	8,7	161	2,90	122	7450				
	9,6	146	3,10	111	7450				
	10	139	3,10	106	7450				
	3,6	388	2,80	299	12100	İRKPM İRKFPM	74 / 63 M 4a	170	39 43
	4,6	305	3,60	235	12100				
	11	133	3,70	104	7450	İRKPM İRKFPM	63 / 63 M 4a	164	27 29
	12	121	4,00	95	7450				
	12	115	4,30	90	7450				
	13	105	4,70	82	7450				
	15	91,93	5,40	72	7450				
	17	82,84	6,20	65	7450				
24	57,20	8,70	45	7450					
28	50,52	9,60	40	7450					
19	71,84	6,90	56	7450	İRKM İRKFPM	63 / 63 M 4a	164	27 29	
21	65,30	7,60	51	7450					
31	44,90	10,80	35	7450					
18	77,20	4,10	60	5500	İRKM İRKFPM	53 / 63 M 4a	162	19 20	
21	66,47	4,50	52	5500					
24	57,78	5,50	45	5500					
28	50,60	6,40	40	5500					
32	43,56	7,30	34	5500					



P1 GÜÇ Power Puissance [kW] Hp	n ₂ Çıkış Devri Output Speeds Vitesse de sortie [r.p.m.]	i Tahvil Ratio Rapport de réduction	f _s Servis Faktörü Service Factor Service facteur	M ₂ Çıkış Momenti Output Torque Couple de sortie [Nm]	F _{Q10} Rad. Yük Over Loads Charges radiales [N]	Tip Type				kg
0,12 0,16	37	38,14	8,20	30	5500	İRKM İRKFM	53 / 63 M 4a	162	19 20	
	42	33,60	9,60	26	5500					
	43	32,18	10,5	25	5500					
	47	29,92	10,5	23	5500					
	18	77,20	4,10	60	5450	İRKM İRKFM	43 / 63 M 4a	160	17 18	
	21	66,47	4,50	52	5450					
	24	57,78	5,50	45	5450					
	28	50,60	6,40	40	5450					
	32	43,56	7,30	34	5450					
	37	38,14	8,20	30	5450					
	42	33,60	9,60	26	5450					
	43	32,18	10,5	25	5450					
	47	29,92	10,5	23	5450					
0,18 0,25	0,32	4412	0,90	4948	38600	İRKM İRKFM	103 İR 63 / 63 M 4b	186	186 206	
	0,35	4004	0,97	4490	38600					
	0,38	3660	1,19	4104	38600					
	0,43	3293	1,29	3693	38600					
	0,47	2977	1,47	3338	38600					
	0,57	2460	1,80	2759	38600					
	0,66	2125	1,86	2383	38600					
	0,73	1912	1,96	2144	38600					
	0,89	1569	2,20	1759	38600					
	0,98	1428	2,20	1601	38600					
	1,1	1304	2,20	1462	38600					
	1,2	1193	2,20	1338	38600					
	0,44	3206	0,85	3595	26150	İRKM İRKFM	93 İR 63 / 63 M 4b	184	118 131	
	0,53	2632	1,03	2952	26150					
	0,56	2484	1,13	2786	26150					
	0,63	2229	1,24	2500	26150	İRKM İRKFM	83 İR 53 / 63 M 4b	178	75 82	
	0,93	1502	1,00	1684	19180					
	1,0	1379	1,08	1546	19180					
	1,1	1225	1,23	1374	19180					
	1,3	1041	1,40	1185	19180					
	1,5	912	1,60	1038	19180	İRKM İRKFM	83 İR 52 / 63 M 4b	178	79 86	
	1,7	813	1,93	926	19180					
	1,9	726	2,50	827	19180					
	2,2	636	2,60	724	19180					
	2,4	586	2,60	667	19180					
2,7	514	2,90	585	19180						
3,3	428	3,40	487	19180						
3,7	375	3,80	427	19180						





P1 GÜÇ Power Puissance [kW] Hp	n ₂ Çıkış Devri Output Speeds Vitesse de sortie [r.p.m.]	i Tahvil Ratio Rapport de réduction	f _s Servis Faktörü Service Factor Service facteur	M ₂ Çıkış Momenti Output Torque Couple de sortie [Nm]	F _{Q10} Rad. Yük Over Loads Charges radiales [N]	Tip Type			 kg
0,18 0,25	1,5	944	0,87	1059	12100	İRK İRKFM	73 İR 53 / 63 M 4b	172	45 51
	1,6	852	0,94	955	12100				
	1,8	774	1,03	868	12100				
	2,0	683	1,26	766	12100				
	2,3	606	1,21	690	12100	İRK İRKFM	73 İR 52 / 63 M 4b	172	44 50
	2,5	552	1,33	628	12100				
	2,9	484	1,53	551	12100				
	3,3	427	1,73	486	12100				
	3,0	466	0,87	531	7450	İRKPM İRKFPM	63 İR 52 / 63 M 4b	166	41 44
	3,3	419	0,97	477	7450				
	3,7	378	1,07	430	7450				
	4,1	342	1,19	389	7450				
	4,3	325	1,25	370	7450				
	4,9	288	1,40	328	7450				
	5,5	253	1,36	288	7450				
	6,3	224	1,53	255	7450				
	7,0	200	1,67	228	7450				
	7,8	179	1,80	204	7450				
	8,7	161	1,94	183	7450				
	9,6	146	2,10	166	7450				
	10	139	2,10	158	7450	İRK İRKFM	84 / 71 M 6a	176	76 82
	1,5	619	1,19	1113	19180				
	1,6	546	1,35	982	19180				
	1,9	486	1,53	873	19180				
	2,2	405	1,96	728	19180				
	2,5	360	0,00	647	19180	İRK İRKFM	74 / 71 M 6a	170	40 44
	2,3	388	1,23	698	12100				
	3,0	305	1,56	548	12100	İRKPM İRKFPM	74 / 63 M 4b	170	39 43
	3,6	388	1,92	449	12100				
	4,6	305	2,40	352	12100				
	5,7	246	3,00	285	12100				
	6,7	210	3,50	243	12100				
7,3	191	3,90	220	12100	İRKPM İRKFPM	73 / 71 M 6a	168	37 42	
6,7	134	3,00	245	12100					
7,2	125	3,20	228	12100	İRK İRKFM	73 / 71 M 6a	168	37 42	
7,7	117	3,40	214	12100					
9,7	144	4,40	169	12100	İRKPM İRKFPM	73 / 63 M 4b	168	35 41	
10	134	4,70	157	12100					
6,8	133	1,60	243	7450	İRKPM İRKFPM	63 / 71 M 6a	164	28 31	
7,4	121	1,73	221	7450					
11	82,84	2,70	151	7450					



P ₁ GÜÇ Power Puissance [kW] Hp	n ₂ Çıkış Devri Output Speeds Vitesse de sortie [r.p.m.]	i Tahvil Ratio Rapport de réduction	f _s Servis Faktörü Service Factor Service facteur	M ₂ Çıkış Momenti Output Torque Couple de sortie [Nm]	F _{Q10} Rad. Yük Over Loads Charges radiales [N]	Tip Type			kg
0,18 0,25	7,8	115	1,80	211	7450	İRK İRKFM	63 / 71 M 6a	164	28 31
	8,6	105	2,00	192	7450				
	9,8	91,93	2,30	168	7450				
	13	71,84	3,00	131	7450				
	14	65,30	3,30	119	7450				
	11	133	2,50	156	7450	İRK İRKFM	63 / 63 M 4b	164	27 30
	12	121	2,70	142	7450				
	12	115	2,90	135	7450				
	13	105	3,10	123	7450				
	15	91,93	3,60	108	7450				
	17	82,84	4,10	97	7450				
	24	57,20	5,80	67	7450				
	28	50,52	6,40	59	7450	İRK İRKFM	63 / 63 M 4b	164	27 30
	19	71,84	4,60	84	7450				
	21	65,30	5,00	77	7450				
	31	44,90	7,20	53	7450	İRK İRKFM	53 / 71 M 6a	162	21 23
	12	77,20	1,80	141	5500				
	14	66,47	2,00	121	5500	İRK İRKFM	53 / 71 M 6a	162	20 22
	16	57,78	2,40	105	5500				
	18	50,60	2,70	92	5500	İRK İRKFM	53 / 63 M 4b	162	19 21
	21	43,56	3,20	80	5500				
	18	77,20	2,70	91	5500				
	21	66,47	3,00	78	5500				
	24	57,78	3,60	68	5500				
	28	50,60	4,20	59	5500				
	32	43,56	4,90	51	5500				
	37	38,14	5,50	45	5500				
	42	33,60	6,40	39	5500				
	43	32,18	7,00	38	5500				
	47	29,92	7,00	35	5500				
	49	28,66	7,90	34	5500				
	55	25,25	7,00	30	5500				
	63	22,34	10,0	26	5500	İRK İRKFM	43 / 71 M 6a	160	19 21
	12	77,20	1,80	141	5450				
	14	66,47	2,00	121	5450	İRK İRKFM	43 / 71 M 6a	160	18 20
	16	57,78	2,40	105	5450				
	18	50,60	2,70	92	5450	İRK İRKFM	43 / 63 M 4b	160	17 19
	21	43,56	3,20	80	5450				
	18	77,20	2,70	91	5450	İRK İRKFM	43 / 63 M 4b	160	17 19
	21	66,47	3,00	78	5450				
24	57,78	3,60	68	5450					
28	50,60	4,20	59	5450					



P1 GÜÇ Power Puissance [kW] Hp	n ₂ Çıkış Devri Output Speeds Vitesse de sortie [r.p.m.]	i Tahvil Ratio Rapport de réduction	f _s Servis Faktörü Service Factor Service facteur	M ₂ Çıkış Momenti Output Torque Couple de sortie [Nm]	F _{Q10} Rad. Yük Over Loads Charges radiales [N]	Tip Type		 kg	
0,18 0,25	32	43,56	4,90	51	5450	İRKM İRKFM	43 / 63 M 4b	160	17 19
	37	38,14	5,50	45	5450				
	42	33,60	6,40	39	5450				
	43	32,18	7,00	38	5450				
	47	29,92	7,00	35	5450				
	49	28,66	7,90	34	5450				
	55	25,25	7,00	30	5450				
	63	22,34	10,0	26	5450				
0,25 0,34	0,14	9706	1,00	15117	75000	İRKM İRKFM	143 İR 73 / 71 M 4a	202	510 558
	0,16	8552	1,10	13320	75000				
	0,18	7589	1,20	11820	75000				
	0,21	6779	1,34	10558	75000				
	0,23	6090	1,58	9485	75000				
	0,25	5495	1,73	8559	75000				
	0,28	5059	1,94	7879	75000				
	0,31	4489	2,20	6992	75000				
	0,35	4010	2,40	6246	75000				
	0,39	3602	2,90	5610	75000				
	0,43	3251	3,50	5063	75000				
	0,51	2728	3,50	4249	75000				
	0,62	2245	3,50	3497	75000				
	0,75	1866	3,50	2906	75000				
	0,80	1757	3,50	2737	75000				
	0,97	1446	3,50	2252	75000				
	0,18	7630	0,79	11884	60800	İRKM İRKFM	123 İR 73 / 71 M 4a	196	280 314
	0,21	6596	0,93	10273	60800				
	0,24	5893	0,99	9178	60800				
	0,26	5288	1,07	8236	60800				
	0,31	4526	1,25	7049	60800				
	0,35	4023	1,40	6266	60800				
	0,39	3594	1,57	5598	60800				
	0,43	3225	1,77	5023	60800				
	0,48	2903	1,84	4521	60800				
	0,50	2781	1,69	4331	60800				
	0,57	2472	2,10	3850	60800				
	0,63	2208	2,40	3439	60800				
	0,71	1982	2,60	3087	60800				
	0,78	1784	3,00	2779	60800				
	0,87	1610	3,10	2508	60800				
	0,96	1456	3,10	2268	60800				
	1,1	1319	3,10	2054	60800				
	1,2	1195	3,10	1861	60800				
1,3	1084	3,10	1688	60800					



P ₁ GÜÇ Power Puissance [kW] Hp	n ₂ Çıkış Devri Output Speeds Vitesse de sortie [r.p.m.]	i Tahvil Ratio Rapport de réduction	f _s Servis Faktörü Service Factor Service facteur	M ₂ Çıkış Momenti Output Torque Couple de sortie [Nm]	F _{Q10} Rad. Yük Over Loads Charges radiales [N]	Tip Type			kg
0,25 0,34	0,40	3486	0,80	5430	38600	İRKM İRKFM	103 İR 63 / 71 M 4a	190	187 207
	0,51	2772	0,98	4317	38600				
	0,62	2255	1,17	3512	38600				
	0,68	2047	1,23	3188	38600				
	0,75	1871	1,57	2914	38600				
	0,83	1683	1,78	2621	38600				
	0,92	1521	2,10	2369	38600				
	1,1	1257	2,50	1958	38600				
	1,2	1148	2,70	1788	38600				
	1,4	977	2,70	1522	38600				
	1,6	883	2,70	1375	38600				
	1,9	748	3,90	1165	38600				
	2,1	678	3,90	1056	38600				
	2,5	564	3,90	878	38600				
	0,70	2002	0,91	3118	26150	İRKM İRKFM	93 İR 63 / 71 M 4a	184	119 132
	0,78	1797	0,98	2799	26150				
	0,86	1620	1,09	2523	26150				
	0,95	1466	1,24	2283	26150				
	1,2	1210	1,41	1885	26150				
	1,3	1103	1,49	1718	26150				
	1,4	1007	1,81	1568	26150				
	1,7	806	1,71	1255	26150				
	1,9	736	1,81	1146	26150				
	2,3	614	2,10	956	26150				
	2,5	560	2,50	872	26150				
	3,0	467	2,80	727	26150				
	3,3	427	3,00	665	26150				
	1,1	1225	0,89	1908	19180				
1,3	1041	1,00	1646	19180	İRKM İRKFM	83 İR 52 / 71 M 4a	178	75 82	
1,5	912	1,15	1442	19180					
1,7	813	1,39	1286	19180					
1,9	726	1,77	1148	19180					
2,2	636	1,87	1006	19180					
2,0	683	0,91	1064	12100	İRKM İRKFM	73 İR 53 / 71 M 4a	172	46 52	
2,3	606	0,87	958	12100	İRKM İRKFM	73 İR 52 / 71 M 4a	172	45 51	
2,5	552	0,96	873	12100					
2,9	484	1,10	765	12100					
3,3	427	1,25	675	12100					
4,1	342	0,85	541	7450	İRKM İRKFM	63 İR 52 / 71 M 4a	166	42 45	
4,3	325	0,90	514	7450					



P1 GÜÇ Power Puissance [kW] Hp	n ₂ Çıkış Devri Output Speeds Vitesse de sortie [r.p.m.]	i Tahvil Ratio Rapport de réduction	f _s Servis Faktörü Service Factor Service facteur	M ₂ Çıkış Momenti Output Torque Couple de sortie [Nm]	F _{Q10} Rad. Yük Over Loads Charges radiales [N]	Tip Type			kg
0,25 0,34	4,9	288	1,01	455	7450	İRKM İRKFMM	63 İR 52 / 71 M 4a	166	42 45
	5,5	253	0,98	400	7450				
	6,3	224	1,10	354	7450				
	7,0	200	1,20	316	7450				
	7,8	179	1,30	283	7450				
	8,7	161	1,40	255	7450				
	9,6	146	1,51	231	7450				
	10	139	1,51	220	7450				
	1,8	502	2,00	1252	26150	İRKM İRKFMM	94 / 71 M 6b	182	129 132
	2,0	455	2,20	1136	26150				
	2,2	415	2,50	1036	26150				
	2,6	344	2,90	860	26150				
	1,5	619	0,86	1546	19180	İRKM İRKFMM	84 / 71 M 6b	176	76 82
	1,6	546	0,97	1363	19180				
	1,9	486	1,10	1212	19180				
	2,2	405	1,43	1011	19180				
	2,5	360	0,00	899	19180	İRKM İRKFMM	84 / 71 M 4a	176	76 82
	2,3	619	1,34	994	19180				
	2,6	546	1,51	876	19180				
	2,9	486	1,71	779	19180				
	3,5	405	2,20	650	19180	İRKM İRKFMM	84 / 71 M 4a	176	76 82
	3,9	360	2,50	578	19180				
	4,3	322	2,80	517	19180				
	5,4	261	0,00	419	19180				
	2,3	388	0,88	969	12100	İRKM İRKFMM	74 / 71 M 6b	170	41 45
	3,0	305	1,12	761	12100				
	3,6	388	1,38	623	12100	İRKM İRKFMM	74 / 71 M 4a	170	40 44
	4,6	305	1,72	490	12100				
	5,7	246	2,10	396	12100				
	6,7	210	2,50	337	12100				
	7,3	191	2,80	306	12100				
	8,6	163	3,30	261	12100				
3,0	236	1,76	770	19180	İRKM İRKFMM	83 / 80 M 8b	174	64 71	
3,4	204	2,00	666	19180					
3,9	180	2,30	587	19180					
4,2	166	2,50	541	19180					
4,9	143	2,90	468	19180	İRKM İRKFMM	83 / 71 M 6b	174	63 71	
3,8	236	2,20	599	19180					
4,4	204	2,60	518	19180					
5,0	180	2,90	457	19180					
5,4	166	3,30	421	19180					
6,3	143	3,80	364	19180					



P ₁ GÜÇ Power Puissance [kW] Hp	n ₂ Çıkış Devri Output Speeds Vitesse de sortie [r.p.m.]	i Tahvil Ratio Rapport de réduction	f _s Servis Faktörü Service Factor Service facteur	M ₂ Çıkış Momenti Output Torque Couple de sortie [Nm]	F _{Q10} Rad. Yük Over Loads Charges radiales [N]	Tip Type			
0,25 0,34	6,7	134	2,20	340	12100	İRKPM İRKFPM	73 / 71 M 6b	168	38 43
	7,2	125	2,30	317	12100				
	7,7	117	2,40	297	12100	İRK İRKFM	73 / 71 M 6b	168	38 43
	10	134	3,30	218	12100	İRKPM İRKFPM	73 / 71 M 4a	168	37 42
	11	125	3,60	204	12100				
	12	117	3,90	191	12100	İRK İRKFM	73 / 71 M 4a	168	37 42
	15	91,96	4,90	150	12100				
	6,8	133	1,15	338	7450	İRKPM İRKFPM	63 / 71 M 6b	164	29 32
	7,4	121	1,25	307	7450				
	11	82,84	1,92	210	7450	İRK İRKFM	63 / 71 M 6b	164	29 32
	7,8	115	1,30	293	7450				
	8,6	105	1,44	266	7450				
	9,8	91,93	1,68	233	7450				
	13	71,84	2,20	182	7450				
	14	65,30	2,40	166	7450				
	11	133	1,78	217	7450	İRKPM İRKFPM	63 / 71 M 4a	164	28 31
	12	121	1,92	197	7450				
	17	82,84	3,00	135	7450				
	28	50,52	4,60	82	7450				
	12	115	2,10	188	7450	İRK İRKFM	63 / 71 M 4a	164	28 31
	13	105	2,30	171	7450				
	15	91,93	2,60	150	7450				
	19	71,84	3,30	117	7450				
	21	65,30	3,60	106	7450				
	24	57,20	4,20	93	7450				
	31	44,90	5,20	73	7450	İRKPM İRKFPM	53 / 71 M 6b	162	22 24
	12	77,20	1,30	196	5500				
	14	66,47	1,44	169	5500				
	16	57,78	1,73	146	5500	İRK İRKFM	53 / 71 M 6b	162	21 23
	18	50,60	1,94	128	5500				
	21	43,56	2,30	110	5500				
	18	77,20	1,98	126	5500	İRKPM İRKFPM	53 / 71 M 4a	162	21 23
	21	66,47	2,20	108	5500				
24	57,78	2,60	94	5500	İRK İRKFM	53 / 71 M 4a	162	20 22	
28	50,60	3,10	82	5500					
32	43,56	3,50	71	5500					
37	38,14	3,90	62	5500					
42	33,60	4,60	55	5500					
43	32,18	5,10	52	5500					
47	29,92	5,10	49	5500					
49	28,66	5,70	47	5500					



P1 GÜÇ Power Puissance [kW] Hp	n ₂ Çıkış Devri Output Speeds Vitesse de sortie [r.p.m.]	i Tahvil Ratio Rapport de réduction	f _s Servis Faktörü Service Factor Service facteur	M ₂ Çıkış Momenti Output Torque Couple de sortie [Nm]	F _{Q10} Rad. Yük Over Loads Charges radiales [N]	Tip Type			kg
0,25 0,34	55	25,25	5,10	41	5500	İRK İRKFM	53 / 71 M 4a	162	20 22
	63	22,34	7,20	36	5500				
	71	19,83	8,10	32	5500				
	79	17,65	9,20	29	5500				
	89	15,73	10,3	26	5500				
	98	14,25	8,6	24	5500	İRKPM İRKPFM	52 / 71 M 4a	162	20 22
	114	12,27	9,6	20	5500				
	131	10,67	10,7	18	5500	İRK İRKFM	52 / 71 M 4a	162	19 21
	150	9,341	11,7	15	5500				
	170	8,228	12,7	14	5500				
	192	7,280	13,7	12	5500				
	217	6,463	14,6	11	5500				
	243	5,751	15,6	10	5500				
	273	5,125	14,6	8	5500				
	289	4,852	15,6	8	5500				
	324	4,324	16,5	7	5500				
	12	77,20	1,30	196	5450				
	14	66,47	1,44	169	5450				
	16	57,78	1,73	146	5450	İRK İRKFM	43 / 71 M 6b	160	19 21
	18	50,60	1,94	128	5450				
	21	43,56	2,30	110	5450	İRKPM İRKPFM	43 / 71 M 4a	160	19 21
	18	77,20	1,98	126	5450				
	21	66,47	2,20	108	5450	İRK İRKFM	43 / 71 M 4a	160	18 20
	24	57,78	2,60	94	5450				
	28	50,60	3,10	82	5450				
	32	43,56	3,50	71	5450				
	37	38,14	3,90	62	5450				
	42	33,60	4,60	55	5450				
	43	32,18	5,10	52	5450				
	47	29,92	5,10	49	5450				
	49	28,66	5,70	47	5450				
	55	25,25	5,10	41	5450				
	63	22,34	7,20	36	5450				
	71	19,83	8,10	32	5450				
	79	17,65	9,20	29	5450				
	89	15,73	10,3	26	5450				
	98	14,25	8,60	24	5450	İRKPM İRKPFM	42 / 71 M 4a	160	17,5 19,5
	114	12,27	9,60	20	5450				
	131	10,67	10,7	18	5450	İRK İRKFM	42 / 71 M 4a	160	17 19
	150	9,341	11,7	15	5450				
170	8,228	12,7	14	5450					
192	7,280	13,7	12	5450					



P ₁ GÜÇ Power Puissance [kW] Hp	n ₂ Çıkış Devri Output Speeds Vitesse de sortie [r.p.m.]	i Tahvil Ratio Rapport de réduction	f _s Servis Faktörü Service Factor Service facteur	M ₂ Çıkış Momenti Output Torque Couple de sortie [Nm]	F _{Q10} Rad. Yük Over Loads Charges radiales [N]	Tip Type			kg
0,25 0,34	217	6,463	14,6	11	5450	İRKM İRKFM	42 / 71 M 4a	160	17 19
	243	5,751	15,6	10	5450				
	273	5,125	14,6	8	5450				
	289	4,852	15,6	8	5450				
	324	4,324	16,5	7	5450				
0,37 0,5	0,18	7589	0,81	17494	75000	İRKM İRKFM	143 İR 73 / 71 M 4b	202	511 559
	0,21	6779	0,91	15626	75000				
	0,23	6090	1,07	14038	75000				
	0,25	5495	1,17	12667	75000				
	0,28	5059	1,31	11662	75000				
	0,31	4489	1,46	10348	75000				
	0,35	4010	1,65	9244	75000				
	0,39	3602	1,95	8303	75000				
	0,43	3251	2,40	7494	75000				
	0,51	2728	2,40	6288	75000				
	0,62	2245	2,40	5175	75000				
	0,75	1866	2,40	4301	75000				
	0,80	1757	2,40	4050	75000				
	0,97	1446	2,40	3333	75000				
	0,31	4526	0,84	10433	60800				
	0,35	4023	0,95	9274	60800				
	0,39	3594	1,06	8285	60800				
	0,43	3225	1,20	7434	60800				
	0,48	2903	1,24	6692	60800				
	0,50	2781	1,14	6411	60800				
	0,57	2472	1,42	5698	60800				
	0,63	2208	1,62	5090	60800				
	0,71	1982	1,75	4569	60800				
	0,78	1784	2,00	4112	60800				
	0,87	1610	2,10	3711	60800				
0,96	1456	2,10	3356	60800					
1,1	1319	2,10	3040	60800					
1,2	1195	2,10	2755	60800					
1,3	1084	2,10	2499	60800					
0,62	2255	0,80	5198	38600	İRKM İRKFM	103 İR 63 / 71 M 4b	190	187 207	
0,68	2047	0,83	4719	38600					
0,75	1871	1,06	4313	38600					
0,83	1683	1,20	3880	38600					
0,92	1521	1,42	3506	38600					
1,1	1257	1,69	2898	38600					
1,2	1148	1,82	2646	38600					
1,4	977	1,82	2252	38600					



P ₁ GÜÇ Power Puissance [kW] Hp	n ₂ Çıkış Devri Output Speeds Vitesse de sortie [r.p.m.]	i Tahvil Ratio Rapport de réduction	f _s Servis Faktörü Service Factor Service facteur	M ₂ Çıkış Momenti Output Torque Couple de sortie [Nm]	F _{Q10} Rad. Yük Over Loads Charges radiales [N]	Tip Type			 kg				
0,37 0,5	1,6	883	1,82	2035	38600	İRKM İRKFM	103 İR 63 / 71 M 4b	190	187 207				
	1,9	748	2,60	1724	38600								
	2,1	678	2,60	1563	38600								
	2,5	564	2,60	1300	38600	İRKM İRKFM	93 İR 63 / 71 M 4b	184	121 134				
	0,95	1466	0,84	3379	26150								
	1,2	1210	0,95	2789	26150								
	1,3	1103	1,00	2543	26150								
	1,4	1007	1,22	2321	26150								
	1,7	806	1,15	1858	26150								
	1,9	736	1,22	1697	26150								
	2,3	614	1,41	1415	26150								
	2,5	560	1,69	1291	26150								
	1,5	912	0,78	2134	19180					İRKM İRKFM	83 İR 52 / 71 M 4b	178	75 82
	1,7	813	0,94	1903	19180								
	1,9	726	1,20	1699	19180								
	2,2	636	1,26	1488	19180								
	3,3	427	0,84	999	12100	İRKM İRKFM	73 İR 52 / 71 M 4b	172	45 51				
	3,7	375	1,07	878	12100								
	7,0	200	0,81	468	7220	İRKM İRKFM	63 İR 52 / 71 M 4b	166	43 46				
	7,8	179	0,88	419	7220								
	8,7	161	0,93	377	7220								
	9,6	146	1,02	342	7220								
	10	139	1,02	325	7220	İRKM İRKFM	94 / 80 M 6a	182	131 134				
	1,8	502	1,38	1853	26150								
	2,0	455	1,51	1681	26150								
	2,2	415	1,68	1533	26150								
	2,6	344	2,00	1272	26150								
	3,0	304	2,30	1122	26150								
	3,3	271	2,50	1000	26150								
	2,8	502	2,10	1192	26150	İRKM İRKFM	94 / 71 M 4b	182	129 132				
	3,1	455	2,30	1081	26150								
	3,4	415	2,60	985	26150								
	2,2	405	0,96	1496	19180	İRKM İRKFM	84 / 80 M 6a	176	79 85				
2,5	360	0,00	1330	19180									
2,3	619	0,90	1471	19180	İRKM İRKFM	84 / 71 M 4b	176	77 83					
2,6	546	1,02	1297	19180									
2,9	486	1,15	1154	19180									
3,1	459	1,31	1090	19180									
3,5	405	1,48	961	19180									
3,9	360	1,69	855	19180									
4,3	322	1,89	766	19180									
5,4	261	2,20	621	19180									



P ₁ GÜÇ Power Puissance [kW] Hp	n ₂ Çıkış Devri Output Speeds Vitesse de sortie [r.p.m.]	i Tahvil Ratio Rapport de réduction	f _s Servis Faktörü Service Factor Service facteur	M ₂ Çıkış Momenti Output Torque Couple de sortie [Nm]	F _{Q10} Rad. Yük Over Loads Charges radiales [N]	Tip Type			kg
0,37 0,5	3,6	388	0,93	922	12100	İRK İRKFM	74 / 71 M 4b	170	41 45
	4,6	305	1,16	724	12100				
	5,7	246	1,46	585	12100				
	6,7	210	1,70	499	12100				
	7,3	191	1,89	453	12100				
	8,6	163	2,20	386	12100				
	11	131	2,70	312	12100				
	12	119	3,00	283	12100				
	4,4	158	3,30	764	26150	İRK İRKFM	93 / 90 S 8a	180	130 143
	4,7	149	3,50	721	26150				
	5,0	179	3,90	673	26150	İRK İRKFM	93 / 80 M 6a	180	125 138
	5,7	158	4,30	595	26150				
	6,0	149	4,50	561	26150				
	6,7	134	5,20	502	26150				
	7,1	127	5,70	475	26150				
	3,4	204	1,35	986	19180	İRK İRKFM	83 / 90 S 8a	174	61 71
	3,9	180	1,55	869	19180				
	4,9	143	1,96	692	19180				
	3,8	236	1,48	887	19180	İRK İRKFM	83 / 80 M 6a	174	64 71
	4,4	204	1,75	767	19180				
	5,0	180	1,96	676	19180				
	5,4	166	2,20	623	19180				
	6,3	143	2,50	538	19180				
	7,1	127	2,90	475	19180				
	8,0	113	3,20	422	19180				
	5,9	236	2,40	570	19180				
	6,9	204	2,70	493	19180	İRK İRKFM	83 / 71 M 4b	174	61 68
	7,8	180	3,10	435	19180				
	8,4	166	3,80	400	19180				
	9,8	143	4,30	346	19180				
	6,7	134	1,45	503	12100	İRK İRKFM	73 / 80 M 6a	168	40 45
	7,2	125	1,55	469	12100				
	7,7	117	1,65	439	12100	İRKPM İRKPFM	73 / 80 M 6a	168	40 45
10	134	2,30	323	12100	İRKPM İRKPFM	73 / 71 M 4b	168	38 43	
11	125	2,40	302	12100					
12	117	2,60	282	12100	İRK İRKFM	73 / 71 M 4b	168	38 43	
15	91,96	3,30	222	12100					
19	74,32	4,10	179	12100					
8,6	105	0,97	394	7220	İRKPM İRKPFM	63 / 80 M 6a	164	31 34	



P1 GÜÇ Power Puissance [kW] Hp	n ₂ Çıkış Devri Output Speeds Vitesse de sortie [r.p.m.]	i Tahvil Ratio Rapport de réduction	f _s Servis Faktörü Service Factor Service facteur	M ₂ Çıkış Momenti Output Torque Couple de sortie [Nm]	F _{Q10} Rad. Yük Over Loads Charges radiales [N]	Tip Type			 kg
0,37 0,5	8,6	105	0,97	394	7220	İRK İRKFM	63 / 80 M 6a	164	31 34
	9,8	91,93	1,14	345	7220				
	13	71,84	1,46	270	7220				
	14	65,30	1,59	245	7220				
	11	133	1,20	321	7220	İRKPM İRKPFM	63 / 71 M 4b	164	29 32
	12	121	1,30	292	7220				
	17	82,84	2,00	200	7220				
	28	50,52	3,10	122	7060				
	12	115	1,40	278	7220	İRK İRKFM	63 / 71 M 4b	164	29 32
	13	105	1,52	253	7220				
	15	91,93	1,75	222	7060				
	19	71,84	2,20	173	7060				
	21	65,30	2,50	157	7060				
	24	57,20	2,80	138	7060				
	31	44,90	3,50	108	7060				
	36	38,58	4,20	93	7000				
	41	34,47	4,70	83	7000				
	45	30,93	5,30	75	7000				
	50	27,84	5,80	67	7000				
	56	25,13	6,50	61	7000				
	62	22,73	7,10	55	7000	İRKPM İRKPFM	53 / 80 M 6a	162	24 26
	12	77,20	0,88	290	5050				
	14	66,47	0,97	249	5050				
	16	57,78	1,17	217	5050	İRK İRKFM	53 / 80 M 6a	162	23 25
	18	50,60	1,31	190	5050				
	21	43,56	1,56	163	5050	İRKPM İRKPFM	53 / 71 M 4b	162	22 24
	18	77,20	1,33	186	5050				
	21	66,47	1,48	160	5050	İRK İRKFM	53 / 71 M 4b	162	21 23
	24	57,78	1,78	139	5050				
	28	50,60	2,10	122	5050				
	32	43,56	2,40	105	5050				
	37	38,14	2,70	92	5050				
42	33,60	3,10	81	5050					
43	32,18	3,40	78	5050					
47	29,92	3,40	72	5050					
49	28,66	3,90	69	5050					
55	25,25	3,40	61	5050					
63	22,34	4,80	54	5050					
71	19,83	5,50	48	5050					
79	17,65	6,20	43	5050					
89	15,73	7,00	38	5050					



P ₁ GÜÇ Power Puissance [kW] Hp	n ₂ Çıkış Devri Output Speeds Vitesse de sortie [r.p.m.]	i Tahvil Ratio Rapport de réduction	f _s Servis Faktörü Service Factor Service facteur	M ₂ Çıkış Momenti Output Torque Couple de sortie [Nm]	F _{Q10} Rad. Yük Over Loads Charges radiales [N]	Tip Type			
0,37 0,5	98	14,25	5,80	35	5050	İRKPM İRKFPM	52 / 71 M 4b	162	21 23
	114	12,27	6,50	30	5050				
	131	10,67	7,20	26	5050	İRKM İRKFPM	52 / 71 M 4b	162	20 22
	150	9,341	7,90	23	5050				
	170	8,228	8,60	20	5050				
	192	7,280	9,20	18	5050				
	217	6,463	9,90	16	5050				
	243	5,751	10,50	14	5050				
	273	5,125	9,90	13	5050				
	289	4,852	10,5	12	5050				
	324	4,324	11,1	11	5050				
	12	77,20	0,88	290	5000				
	14	66,47	0,97	249	5000				
	16	57,78	1,17	217	5000	İRKM İRKFPM	43 / 80 M 6a	160	21 23
	18	50,60	1,31	190	5000				
	21	43,56	1,56	163	5000				
	18	77,20	1,33	186	5000	İRKPM İRKFPM	43 / 71 M 4b	160	20 22
	21	66,47	1,48	160	5000				
	24	57,78	1,78	139	5000	İRKM İRKFPM	43 / 71 M 4b	160	19 21
	28	50,60	2,10	122	5000				
	32	43,56	2,40	105	5000				
	37	38,14	2,70	92	5000				
	42	33,60	3,10	81	5000				
	43	32,18	3,40	78	5000				
	47	29,92	3,40	72	5000				
	49	28,66	3,90	69	5000				
	55	25,25	3,40	61	5000				
	63	22,34	4,80	54	5000				
	71	19,83	5,50	48	5000				
	79	17,65	6,20	43	5000				
	89	15,73	7,00	38	5000				
	98	14,25	5,80	35	5000	İRKPM İRKFPM	42 / 71 M 4b	160	18,5 20,5
114	12,27	6,50	30	5000					
131	10,67	7,20	26	5000	İRKM İRKFPM	42 / 71 M 4b	160	18 20	
150	9,341	7,90	23	5000					
170	8,228	8,60	20	5000					
192	7,280	9,20	18	5000					
217	6,463	9,90	16	5000					
243	5,751	10,5	14	5000					
273	5,125	9,90	13	5000					
289	4,852	10,5	12	5000					
324	4,324	11,1	11	5000					



P1 GÜÇ Power Puissance [kW] Hp	n ₂ Çıkış Devri Output Speeds Vitesse de sortie [r.p.m.]	i Tahvil Ratio Rapport de réduction	f _s Servis Faktörü Service Factor Service facteur	M ₂ Çıkış Momenti Output Torque Couple de sortie [Nm]	F _{Q10} Rad. Yük Over Loads Charges radiales [N]	Tip Type			kg
0,55 0,75	0,20	7030	0,85	24089	110000	İRKPM İRKFPM	153 İR 93 / 80 M 4a	210	880 970
	0,22	6298	0,95	21580	110000				
	0,25	5684	1,05	19476	110000				
	0,31	4553	1,31	15601	110000				
	0,34	4104	1,45	14063	110000				
	0,39	3636	1,60	12459	110000				
	0,42	3370	1,76	11547	110000				
	0,46	3066	1,90	10506	110000				
	0,55	2543	2,30	8714	110000				
	0,25	5495	0,79	18829	75000				
	0,28	5059	0,88	17335	75000	İRKM İRKFPM	143 İR 73 / 80 M 4a	202	513 561
	0,31	4489	0,98	15382	75000				
	0,35	4010	1,11	13740	75000				
	0,39	3602	1,31	12342	75000				
	0,43	3251	1,61	11140	75000				
	0,51	2728	1,61	9348	75000				
	0,62	2245	1,61	7693	75000				
	0,75	1866	1,61	6394	75000				
	0,80	1757	1,61	6020	75000				
	0,97	1446	1,61	4955	75000				
	1,1	1259	3,00	4380	75000	İRKM İRKFPM	143 İR 72 / 80 M 4a	202	511 559
	1,3	1108	3,30	3854	75000				
	1,4	983	3,70	3420	75000				
	1,6	866	4,00	3013	75000				
	0,43	3225	0,80	11051	60800	İRKM İRKFPM	123 İR 73 / 80 M 4a	196	283 317
	0,48	2903	0,83	9947	60800				
	0,50	2781	0,77	9529	60800				
	0,57	2472	0,95	8470	60800				
	0,63	2208	1,09	7566	60800				
	0,71	1982	1,18	6791	60800	İRKM İRKFPM	123 İR 72 / 80 M 4a	196	281 315
	0,71	1983	1,18	6898	60800				
	0,80	1743	1,35	6063	60800				
	0,90	1549	1,52	5389	60800				
1,0	1389	1,69	4832	60800					
1,1	1255	1,89	4366	60800					
1,2	1140	2,10	3966	60800					
1,3	1041	2,30	3621	60800					
1,6	852	2,60	2964	60800					
1,9	752	3,00	2616	60800					
2,1	668	3,40	2324	60800	İRKM İRKFPM	123 İR 72 / 80 M 4a	196	281 315	
2,3	597	3,70	2077	60800					
2,6	536	4,20	1865	60800					
2,6	536	4,20	1865	60800					



P ₁ GÜÇ Power Puissance [kW] Hp	n ₂ Çıkış Devri Output Speeds Vitesse de sortie [r.p.m.]	i Tahvil Ratio Rapport de réduction	f _s Servis Faktörü Service Factor Service facteur	M ₂ Çıkış Momenti Output Torque Couple de sortie [Nm]	F _{Q10} Rad. Yük Over Loads Charges radiales [N]	Tip Type				kg
0,55 0,75	0,92	1521	0,95	5212	38600	İRKM İRKFM	103 İR 63 / 80 M 4a	190	190 210	
	1,1	1257	1,14	4307	38600					
	1,2	1148	1,23	3934	38600					
	1,4	977	1,23	3348	38600	İRKM İRKFM	93 İR 63 / 80 M 4a	184	123 137	
	1,4	1007	0,82	3451	26000					
	1,7	806	0,78	2762	26000					
	1,9	736	0,82	2522	26000					
	2,3	614	0,95	2104	26000					
	2,5	560	1,14	1919	26000	İRKM İRKFM	83 İR 52 / 80 M 4a	178	77 84	
	1,9	726	0,81	2526	19180					
	2,2	636	0,85	2212	19180					
	2,4	586	0,85	2039	19180					
	2,7	514	0,95	1788	19180	İRKM İRKFM	104 / 80 M 6b	188	201 221	
	1,5	612	1,23	3363	38600					
	1,7	544	1,38	2987	38600					
	1,8	490	1,53	2693	38600					
	2,0	439	1,66	2413	38600					
	1,8	502	0,93	2755	26150					
	2,0	455	1,01	2499	26150	İRKM İRKFM	94 / 80 M 6b	182	133 136	
	2,2	415	1,13	2278	26150					
	2,6	344	1,35	1891	26150					
	3,0	304	1,55	1668	26150	İRKM İRKFM	94 / 80 M 4a	182	131 134	
	3,3	271	1,68	1487	26150					
	2,8	502	1,41	1771	26150					
	3,1	455	1,55	1606	26150					
	3,4	415	1,75	1465	26150					
	4,1	344	2,10	1216	26150					
	4,6	304	2,30	1072	26150	İRKM İRKFM	84 / 80 M 4a	176	78 84	
	5,2	271	2,70	956	26150					
	5,8	243	2,90	858	26150					
	3,1	459	0,88	1621	19180	İRKM İRKFM	74 / 80 M 4a	170	43 47	
	3,5	405	1,00	1429	19180					
	3,9	360	1,13	1271	19180					
4,3	322	1,27	1138	19180						
5,4	261	1,50	923	19180						
4,6	305	0,78	1077	11900	İRKM İRKFM	74 / 80 M 4a	170	43 47		
5,7	246	0,98	870	11900						
6,7	210	1,14	742	11900						
7,3	191	1,27	673	11900						
8,6	163	1,50	574	11900						
11	131	1,83	464	11900						
12	119	2,00	420	11900						



P1 GÜÇ Power Puissance [kW] Hp	n ₂ Çıkış Devri Output Speeds Vitesse de sortie [r.p.m.]	i Tahvil Ratio Rapport de réduction	f _s Servis Faktörü Service Factor Service facteur	M ₂ Çıkış Momenti Output Torque Couple de sortie [Nm]	F _{Q10} Rad. Yük Over Loads Charges radiales [N]	Tip Type			 kg
0,55 0,75	4,4	158	2,20	1136	26000	İRKM İRKFM	93 / 90 L 8a	180	132
	4,7	149	2,40	1072	26000				145
	5,0	179	2,60	1001	26000	İRKM İRKFM	93 / 80 M 6b	180	126 139
	5,7	158	2,90	884	26000				
	6,0	149	3,00	834	26000				
	6,7	134	3,50	746	26000				
	7,1	127	3,80	706	26000	İRKM İRKFM	83 / 90 L 8a	174	64 71
	3,4	204	0,90	1465	19180				
	3,9	180	1,04	1292	19180				
	4,9	143	1,32	1029	19180	İRKM İRKFM	83 / 80 M 6b	174	65 72
	3,8	236	1,00	1318	19180				
	4,4	204	1,18	1139	19180				
	5,0	180	1,32	1005	19180				
	5,4	166	1,50	925	19180				
	6,3	143	1,72	800	19180				
	7,1	127	1,95	706	19180				
	8,0	113	2,20	627	19180				
	5,9	236	1,61	847	19180	İRKM İRKFM	83 / 80 M 4a	174	63 70
	6,9	204	1,81	733	19180				
	8	180	2,10	646	19180				
	8	166	2,50	595	19180				
	10	143	2,90	514	19180				
	11	127	3,10	454	19180				
	12	113	3,40	403	19180	İRKM İRKFM	73 / 80 M 4a	168	40 45
	13	106	3,80	381	19180				
	10	134	1,54	480	11900				
	11	125	1,64	448	11900				
	12	117	1,77	420	11800				
	15	91,96	2,20	330	11800	İRKM İRKFM	73 / 80 M 4a	168	40 45
	19	74,32	2,70	266	11800				
	22	63,40	3,40	227	11700				
	27	51,24	4,40	184	11700				
	13	71,84	0,98	401	7150	İRKM İRKFM	63 / 80 M 6b	164	32
	14	65,30	1,07	364	7150				35
	17	82,84	1,35	297	7150	İRKPM İRKFPM	63 / 80 M 4a	164	31
	12	115	0,94	414	7150				34
	13	105	1,03	376	7150	İRKM İRKFM	63 / 80 M 4a	164	31 34
	15	91,93	1,18	330	7000				
	19	71,84	1,50	258	7000				
	21	65,30	1,66	234	7000				
24	57,20	1,90	205	7000					



P ₁ GÜÇ Power Puissance [kW] Hp	n ₂ Çıkış Devri Output Speeds Vitesse de sortie [r.p.m.]	i Tahvil Ratio Rapport de réduction	f _s Servis Faktörü Service Factor Service facteur	M ₂ Çıkış Momenti Output Torque Couple de sortie [Nm]	F _{Q10} Rad. Yük Over Loads Charges radiales [N]	Tip Type			kg
0,55 0,75	28	50,52	2,10	181	7000	İRK İRKFM	63 / 80 M 4a	164	31 34
	31	44,90	2,30	161	6800				
	36	38,58	2,80	138	6800				
	41	34,47	3,20	124	6800				
	45	30,93	3,60	111	6800				
	50	27,84	3,90	100	6620				
	56	25,13	4,40	90	6620				
	62	22,73	4,80	81	6620				
	65	21,59	5,00	77	6620				
	73	19,11	5,60	69	6550				
	83	16,84	6,00	60	6550				
	93	15,04	6,50	54	6550				
	104	13,50	6,80	48	6550				
	115	12,15	7,30	44	6500				
	128	10,97	7,60	39	6500				
	134	10,44	7,30	37	6500				
	149	9,423	7,60	34	6500				
	164	8,521	8,10	31	6500				
	173	8,096	8,70	29	6500				
	195	7,165	9,00	26	6500				
	18	77,20	0,90	277	4550	İRKPM İRKFPM	53 / 80 M 4a	162	24 26
	21	66,47	1,00	238	4550				
	24	57,78	1,20	207	4550	İRK İRKFM	53 / 80 M 4a	162	23 25
	28	50,60	1,40	181	4550				
	32	43,56	1,60	156	4550				
	37	38,14	1,80	137	4550				
	42	33,60	2,10	120	4550				
	43	32,18	2,30	115	4550				
47	29,92	2,30	107	4550					
49	28,66	2,60	103	4550					
55	25,25	2,30	91	4550					
63	22,34	3,30	80	4550					
71	19,83	3,70	71	4550					
79	17,65	4,20	63	4550					
89	15,73	4,70	56	4550	İRKPM İRKFPM	52 / 80 M 4a	162	23 25	
98	14,25	3,90	52	4550					
114	12,27	4,40	45	4550					
131	10,67	4,90	39	4550	İRK İRKFM	52 / 80 M 4a	162	22 24	
150	9,341	5,30	34	4550					
170	8,228	5,80	30	4550					
192	7,280	6,20	26	4550					
217	6,463	6,60	24	4550					



P1 GÜÇ Power Puissance [kW] Hp	n ₂ Çıkış Devri Output Speeds Vitesse de sortie [r.p.m.]	i Tahvil Ratio Rapport de réduction	f _s Servis Faktörü Service Factor Service facteur	M ₂ Çıkış Momenti Output Torque Couple de sortie [Nm]	F _{Q10} Rad. Yük Over Loads Charges radiales [N]	Tip Type			kg
0,55 0,75	243	5,751	7,10	21	4550	İRKM İRKFPM	52 / 80 M 4a	162	22 24
	273	5,125	6,60	19	4550				
	289	4,852	7,10	18	4550				
	324	4,324	7,50	16	4550				
	18	77,20	0,90	277	4500	İRKPM İRKFPM	43 / 80 M 4a	160	22 24
	21	66,47	1,00	238	4500				
	24	57,78	1,20	207	4500	İRKM İRKFPM	43 / 80 M 4a	160	21 23
	28	50,60	1,40	181	4500				
	32	43,56	1,60	156	4500				
	37	38,14	1,80	137	4500				
	42	33,60	2,10	120	4500				
	43	32,18	2,30	115	4500				
	47	29,92	2,30	107	4500				
	49	28,66	2,60	103	4500				
	55	25,25	2,30	91	4500				
	63	22,34	3,30	80	4500				
	71	19,83	3,70	71	4500				
	79	17,65	4,20	63	4500				
	89	15,73	4,70	56	4500	İRKPM İRKFPM	42 / 80 M 4a	160	21 23
	98	14,25	3,90	52	4500				
	114	12,27	4,40	45	4500	İRKM İRKFPM	42 / 80 M 4a	160	20 22
	131	10,67	4,90	39	4500				
	150	9,341	5,30	34	4500				
	170	8,228	5,80	30	4500				
192	7,280	6,20	26	4500					
217	6,463	6,60	24	4500					
243	5,751	7,10	21	4500					
273	5,125	6,60	19	4500					
289	4,852	7,10	18	4500					
324	4,324	7,50	16	4500					
0,75 1,1	0,31	4553	0,96	21274	110000	İRKPM İRKFPM	153 İR 93 / 80 M 4b	210	875 965
	0,34	4104	1,06	19176	110000				
	0,39	3636	1,17	16989	110000				
	0,42	3370	1,29	15746	110000				
	0,46	3066	1,39	14326	110000				
	0,55	2543	1,98	11882	110000				
	0,66	2133	1,98	9967	110000	İRKM İRKFPM	143 İR 73 / 80 M 4b	202	515 563
	0,35	4010	0,82	18737	75000				
	0,39	3602	0,96	16831	75000				
	0,43	3251	1,18	15190	75000				
	0,51	2728	1,18	12747	75000				
	0,62	2245	1,18	10490	75000				



P ₁ GÜÇ Power Puissance [kW] Hp	n ₂ Çıkış Devri Output Speeds Vitesse de sortie [r.p.m.]	i Tahvil Ratio Rapport de réduction	f _s Servis Faktörü Service Factor Service facteur	M ₂ Çıkış Momenti Output Torque Couple de sortie [Nm]	F _{Q10} Rad. Yük Over Loads Charges radiales [N]	Tip Type			 kg
0,75 1,1	0,75	1866	1,18	8719	75000	İRKM İRKFM	143 İR 73 / 80 M 4b	202	515 563
	0,80	1757	1,18	8210	75000				
	0,97	1446	1,18	6757	75000				
	1,1	1259	2,20	5972	75000	İRKM İRKFM	143 İR 72 / 80 M 4b	202	513 561
	1,3	1108	2,40	5256	75000				
	1,4	983	2,70	4663	75000				
	1,6	866	3,00	4108	75000				
	1,8	769	3,30	3648	75000	İRKM İRKFM	123 İR 73 / 80 M 4b	196	285 319
	0,63	2208	0,80	10317	60800				
	0,71	1982	0,86	9261	60800	İRKM İRKFM	123 İR 72 / 80 M 4b	196	283 317
	0,71	1983	0,87	9407	60800				
	0,80	1743	0,99	8268	60800				
	0,90	1549	1,11	7348	60800				
	1,0	1389	1,24	6589	60800				
	1,1	1255	1,39	5953	60800				
	1,2	1140	1,54	5408	60800				
	1,3	1041	1,69	4938	60800				
	1,6	852	1,90	4042	60800				
	1,9	752	2,20	3567	60800				
	2,1	668	2,50	3169	60800				
	2,3	597	2,70	2832	60800				
	2,6	536	3,10	2543	60800				
	3,1	458	3,90	2173	60800	İRKM İRKFM	103 İR 63 / 80 M 4b	190	192 212
	1,1	1257	0,83	5873	38600				
	1,2	1148	0,90	5364	38600				
	1,4	977	0,90	4565	38600				
	1,6	883	0,90	4126	38600				
	1,9	748	1,30	3495	38600				
	2,1	678	1,30	3168	38600	İRKM İRKFM	93 İR 63 / 80 M 4b	184	192 212
	2,5	560	0,83	2617	25850				
	3,0	467	0,93	2182	25850				
	3,3	427	1,00	1995	25850	İRKM İRKFM	83 İR 52 / 80 M 4b	178	77 84
	3,3	428	0,82	2030	18250				
	3,7	375	0,91	1779	18250	İRKPM İRKFPM	144 / 90 S 6a	200	625 655
	1,2	726	2,30	5437	75000				
	1,4	652	2,50	4881	75000	İRKM İRKFM	124 / 90 S 6a	194	314 344
	2,0	446	2,40	3344	60800				
	2,2	403	2,70	3020	60800				
	2,5	366	2,90	2744	60800				
	2,7	330	3,20	2474	60800	İRKM İRKFM	104 / 90 S 6a	188	204 224
1,5	612	0,90	4586	38600					
1,7	544	1,01	4073	38600					



P ₁ GÜÇ Power Puissance [kW] Hp	n ₂ Çıkış Devri Output Speeds Vitesse de sortie [r.p.m.]	i Tahvil Ratio Rapport de réduction	f _s Servis Faktörü Service Factor Service facteur	M ₂ Çıkış Momenti Output Torque Couple de sortie [Nm]	F _{Q10} Rad. Yük Over Loads Charges radiales [N]	Tip Type			 kg
0,75 1,1	1,8	490	1,12	3672	38600	İRK İRKFM	104 / 90 S 6a	188	204 224
	2,0	439	1,22	3290	38600				
	2,3	612	1,40	2948	38600	İRK İRKFM	104 / 80 M 4b	188	202 222
	2,6	544	1,58	2618	38600				
	2,9	490	1,75	2361	38600				
	3,2	439	1,95	2115	38600				
	3,5	396	2,10	1909	38600				
	3,9	360	2,40	1733	38600				
	4,7	301	2,80	1450	38600				
	5,5	254	3,30	1223	38600				
	2,2	415	0,83	3107	26150	İRK İRKFM	94 / 90 S 6a	182	135 138
	2,6	344	0,98	2579	26150				
	3,0	304	1,13	2274	26150				
	3,3	271	1,23	2028	26150				
	2,8	502	1,03	2415	26150	İRK İRKFM	94 / 80 M 4b	182	134 137
	3,1	455	1,13	2191	26150				
	3,4	415	1,28	1997	26150				
	4,1	344	1,53	1658	26150				
	4,6	304	1,73	1462	26150				
	5,2	271	1,97	1303	26150				
	5,8	243	2,20	1170	26150				
	6,4	219	2,40	1057	26150				
	7,2	195	2,70	939	26150	İRK İRKFM	84 / 80 M 4b	176	81 87
	3,9	360	0,83	1733	19180				
	4,3	322	0,93	1552	19180				
	5,4	261	1,10	1258	19180	İRK İRKFM	74 / 80 M 4b	170	46 50
	6,7	210	0,84	1012	11700				
	7,3	191	0,93	918	11700				
	8,6	163	1,10	783	11700				
	11	131	1,34	633	11700				
	12	119	1,48	573	11700	İRKPM İRKPFM	103 / 100 L 8a	186	187 207
	4,1	172	2,50	1680	38600				
	4,4	160	2,60	1567	38600	İRK İRKFM	103 / 100 L 8a	186	187 207
	5,0	141	3,00	1377	38600				
	5,6	125	3,40	1223	38600				
	5,7	158	2,10	1205	25850	İRK İRKFM	93 / 90 S 6a	180	130 143
	6,0	149	2,20	1137	25850				
	6,7	134	2,50	1017	25850				
	7,1	127	2,80	963	25850	İRK İRKFM	93 / 80 M 4b	180	127 140
	7,8	179	3,20	878	26150				
8,8	158	3,30	775	26150					
9,4	149	3,50	731	26150					
10	134	3,90	654	26150					



P ₁ GÜÇ Power Puissance [kW] Hp	n ₂ Çıkış Devri Output Speeds Vitesse de sortie [r.p.m.]	i Tahvil Ratio Rapport de réduction	f _s Servis Faktörü Service Factor Service facteur	M ₂ Çıkış Momenti Output Torque Couple de sortie [Nm]	F _{Q10} Rad. Yük Over Loads Charges radiales [N]	Tip Type			kg
0,75 1,1	4,4	204	0,86	1554	19180	İRKM İRKFM	83 / 90 S 6a	174	66 73
	5,0	180	0,96	1370	19180				
	6,3	143	1,26	1091	19180				
	7,1	127	1,43	962	19180				
	8,0	113	1,60	856	19180				
	5,9	236	1,18	1155	19180	İRKM İRKFM	83 / 80 M 4b	174	64 71
	6,9	204	1,33	999	19180				
	8	180	1,53	881	19180				
	8	166	1,87	811	19180				
	10	143	2,10	701	19180				
	11	127	2,20	618	19180				
	12	113	2,50	550	19180				
	13	106	2,80	520	19180				
	15	93,77	3,20	458	19180				
	17	83,39	3,60	408	19180				
	12	117	1,30	572	11700	İRKM İRKFM	73 / 80 M 4b	168	41 47
	15	91,96	1,63	450	11700				
	19	74,32	2,00	363	11700				
	22	63,40	2,50	310	11600				
	27	51,24	3,20	251	11600				
	30	46,41	3,50	227	11600				
	33	42,21	4,00	206	11600				
	19	71,84	1,10	351	6700	İRKM İRKFM	63 / 80 M 4b	164	33 35
	21	65,30	1,22	319	6700				
	24	57,20	1,39	280	6690				
	28	50,52	1,53	247	6690				
	31	44,90	1,73	220	6690				
	36	38,58	2,00	189	6600				
	41	34,47	2,30	169	6600				
	45	30,93	2,60	151	6600				
	50	27,84	2,90	136	6400				
	56	25,13	3,20	123	6400				
62	22,73	3,50	111	6400					
65	21,59	3,70	106	6400					
73	19,11	4,10	93	6220					
83	16,84	4,40	82	6220					
93	15,04	4,80	74	6220					
104	13,50	5,00	66	6220					
115	12,15	5,40	59	6220					
128	10,97	5,60	54	6220					
134	10,44	5,40	51	6100					
149	9,423	5,60	46	6100					



P ₁ GÜÇ Power Puissance [kW] Hp	n ₂ Çıkış Devri Output Speeds Vitesse de sortie [r.p.m.]	i Tahvil Ratio Rapport de réduction	f _s Servis Faktörü Service Factor Service facteur	M ₂ Çıkış Momenti Output Torque Couple de sortie [Nm]	F _{Q10} Rad. Yük Over Loads Charges radiales [N]	Tip Type			 kg
0,75 1,1	164	8,521	6,00	42	6100	İRKM İRKFPM	63 / 80 M 4b	164	33 35
	173	8,096	6,40	40	6100				
	195	7,165	6,60	35	6100				
	24	57,78	0,88	282	4150	İRKM İRKFPM	53 / 80 M 4b	162	25 26
	28	50,60	1,03	247	4150				
	32	43,56	1,17	213	4150				
	37	38,14	1,32	186	4150				
	42	33,60	1,54	164	4150				
	43	32,18	1,69	157	4150				
	47	29,92	1,69	146	4150				
	49	28,66	1,91	140	4150				
	55	25,25	1,69	123	4150				
	63	22,34	2,40	109	4150				
	71	19,83	2,70	97	4150				
	79	17,65	3,10	86	4150				
	89	15,73	3,40	77	4150				
	98	14,25	2,90	71	4150				
	114	12,27	3,20	61	4150				
	131	10,67	3,60	53	4150	İRKM İRKFPM	52 / 80 M 4b	162	24 25
	150	9,341	3,90	46	4150				
	170	8,228	4,20	41	4150				
	192	7,280	4,60	36	4150				
	217	6,463	4,90	32	4150				
	243	5,751	5,20	29	4150				
	273	5,125	4,90	25	4150				
	289	4,852	5,20	24	4150				
	324	4,324	5,50	21	4150				
	24	57,78	0,88	282	4100	İRKM İRKFPM	43 / 80 M 4b	160	23 24
	28	50,60	1,03	247	4100				
	32	43,56	1,17	213	4100				
	37	38,14	1,32	186	4100				
	42	33,60	1,54	164	4100				
43	32,18	1,69	157	4100					
47	29,92	1,69	146	4100					
49	28,66	1,91	140	4100					
55	25,25	1,69	123	4100					
63	22,34	2,40	109	4100					
71	19,83	2,70	97	4100					
79	17,65	3,10	86	4100					
89	15,73	3,40	77	4100					
98	14,25	2,90	71	4100					
114	12,27	3,20	61	4100	İRKPM İRKFPM				



P ₁ GÜÇ Power Puissance [kW] Hp	n ₂ Çıkış Devri Output Speeds Vitesse de sortie [r.p.m.]	i Tahvil Ratio Rapport de réduction	f _s Servis Faktörü Service Factor Service facteur	M ₂ Çıkış Momenti Output Torque Couple de sortie [Nm]	F _{Q10} Rad. Yük Over Loads Charges radiales [N]	Tip Type								
									kg					
0,75 1,1	131	10,67	3,60	53	4100	İRK İRKFM	42 / 80 M 4b	160	22 23					
	150	9,341	3,90	46	4100									
	170	8,228	4,20	41	4100									
	192	7,280	4,60	36	4100									
	217	6,463	4,90	32	4100									
	243	5,751	5,20	29	4100									
	273	5,125	4,90	25	4100									
	289	4,852	5,20	24	4100									
	324	4,324	5,50	21	4100									
1,1 1,5	0,4	3636	0,80	24918	110000	İRKPM İRKPFM	153 İR 93 / 90 S 4a	210	877 967					
	0,4	3370	0,88	23095	110000									
	0,5	3066	0,95	21012	110000									
	0,6	2543	1,35	17427	110000									
	0,7	2133	1,35	14618	110000									
	0,7	1936	1,50	13268	110000									
	0,9	1619	1,80	11095	110000									
	0,9	1482	1,91	10156	110000									
	1,0	1366	2,30	9221	110000									
	1,3	1064	2,70	7075	110000									
	1,5	952	3,00	6235	110000									
	1,7	847	3,40	5464	110000									
	İRK İRKFM	0,43	3251	0,80	22279	75000	İRK İRKFM	143 İR 73 / 90 S 4a	202	518 566				
		0,51	2728	0,80	18695	75000								
		0,62	2245	0,80	15385	75000								
		İRK İRKFM	0,75	1866	0,80	12788	75000	İRK İRKFM	143 İR 72 / 90 S 4a	202	516 564			
			1,1	1259	1,50	8759	75000							
			1,3	1108	1,65	7709	75000							
			1,4	983	1,85	6839	75000							
			1,6	866	2,00	6025	75000							
			1,0	1389	0,84	9664	60800							
		İRK İRKFM	1,1	1255	0,95	8732	60800	İRK İRKFM	123 İR 72 / 90 S 4a	196	286 320			
			1,2	1140	1,05	7931	60800							
			1,3	1041	1,15	7243	60800							
			1,6	852	1,30	5928	60800							
			1,9	752	1,50	5232	60800							
			2,1	668	1,70	4648	60800							
			2,3	597	1,85	4154	60800							
			2,6	536	2,10	3729	60800							
			İRK İRKFM	1,9	748	0,88	5126					38500	İRK İRKFM	103 İR 63 / 90 S 4a
2,1	678			0,88	4646	38500								
2,5	564	0,88		3865	38500									
2,8	509	1,20		3488	38500									

Güç Devir Tabloları / Performans Tables / Table de Performances



P1 GÜÇ Power Puissance [kW] Hp	n ₂ Çıkış Devri Output Speeds Vitesse de sortie [r.p.m.]	i Tahvil Ratio Rapport de réduction	f _s Servis Faktörü Service Factor Service facteur	M ₂ Çıkış Momenti Output Torque Couple de sortie [Nm]	F _{Q10} Rad. Yük Over Loads Charges radiales [N]	Tip Type			kg
1,1 1,5	2,9	486	1,45	3381	38500	İRKM İRKFPM	103 İR 62 / 90 S 4a	190	199 219
	3,6	386	1,72	2686	38500				
	4,5	314	1,90	2185	38500				
	4,9	285	2,10	1983	38500				
	5,4	261	2,30	1816	38500				
	6,0	235	2,70	1635	38500				
	6,6	212	3,00	1475	38500				
	3,0	467	0,64	3200	25350	İRKM İRKFPM	93 İR 63 / 90 S 4a	184	129 142
	3,3	427	0,68	2926	25350				
	3,9	362	1,04	2519	25350	İRKM İRKFPM	93 İR 62 / 90 S 4a	184	128 141
	4,3	327	1,17	2275	25350				
	5,0	280	1,38	1948	25350				
	5,6	252	1,55	1753	25350				
	6,2	227	1,72	1579	25350				
	6,8	205	1,95	1426	25350				
	7,5	186	2,10	1294	25350				
	1,2	726	1,55	7974	75000	İRKPM İRKFPM	144 / 90 L 6b	200	627 657
	1,4	652	1,73	7159	75000				
	1,5	589	2,00	6473	75000				
	1,9	726	2,40	5126	60800	İRKPM İRKFPM	144 / 90 S 4a	200	625 655
	2,0	446	1,63	4905	60800	İRKM İRKFPM	124 / 90 L 6b	194	316 346
	2,2	403	1,80	4430	60800				
	2,5	366	1,98	4025	60800				
	2,7	330	2,20	3629	60800				
	3,0	302	2,40	3314	60800				
	3,3	273	2,70	3000	60800				
	3,1	446	2,50	3153	60800				
	3,5	403	2,80	2848	60800	İRKM İRKFPM	124 / 90 S 4a	194	314 344
	3,8	366	3,10	2588	60800				
	2,0	439	0,83	4825	38450	İRKM İRKFPM	104 / 90 L 6b	180	205 225
2,3	612	0,95	4324	38450	İRKM İRKFPM	104 / 90 S 4a	180	204 224	
2,6	544	1,08	3840	38450					
2,9	490	1,19	3462	38450					
3,2	439	1,33	3102	38450					
3,5	396	1,43	2800	38450					
3,9	360	1,64	2542	38450					
4,7	301	1,91	2126	38450					
5,5	254	2,20	1794	38450					
6,3	224	2,60	1581	38450					
7,9	178	3,20	1257	38450					



P ₁ GÜÇ Power Puissance [kW] Hp	n ₂ Çıkış Devri Output Speeds Vitesse de sortie [r.p.m.]	i Tahvil Ratio Rapport de réduction	f _s Servis Faktörü Service Factor Service facteur	M ₂ Çıkış Momenti Output Torque Couple de sortie [Nm]	F _{Q10} Rad. Yük Over Loads Charges radiales [N]	Tip Type			kg
1,1 1,5	3,4	415	0,87	2929	26150	İRKM İRKFPM	94 / 90 S 4a	182	136 139
	4,1	344	1,04	2432	26150				
	4,6	304	1,18	2144	26150				
	5,2	271	1,35	1912	26150				
	5,8	243	1,48	1716	26150				
	6,4	219	1,65	1550	26150				
	7,2	195	1,85	1377	26150				
	8,6	163	0,75	1149	11650	İRKM İRKFPM	74 / 90 S 4a	170	48 52
	11	131	0,91	928	11650				
	12	119	1,01	841	11650				
	4,1	172	1,70	2464	38450	İRKPM İRKFPM	103 / 100 L 8b	186	189 209
	4,4	160	1,77	2299	38450				
	5,0	141	2,00	2019	38450	İRKM İRKFPM	103 / 100 L 8b	186	189 209
	5,6	125	2,30	1793	38450				
	5,2	172	2,10	1916	38450	İRKPM İRKFPM	103 / 90 L 6b	186	183 203
	5,6	160	2,30	1788	38450				
	6,4	141	2,70	1570	38450				
	7,2	125	3,00	1395	38450	İRKPM İRKFPM	103 / 90 S 4a	186	181 201
	8,1	172	3,40	1232	38500				
	8,7	160	3,60	1149	38500				
	9,9	141	4,10	1010	38500	İRKM İRKFPM	93 / 90 L 6b	186	132 145
	11	125	4,60	897	38500				
	5,7	158	1,45	1768	25350				
	6,0	149	1,51	1667	25350				
	6,7	134	1,75	1492	25450				
	7,1	127	1,92	1412	25450	İRKM İRKFPM	93 / 90 S 4a	186	130 143
	7,8	179	2,00	1287	25850				
	8,8	158	2,20	1136	25850				
	9,4	149	2,40	1072	25900				
	10	134	2,70	959	25900				
	11	127	3,00	908	26000				
	13	109	3,20	785	26150				
	14	99,73	3,40	715	26150	İRKM İRKFPM	83 / 90 L 6b	174	70 77
17	82,79	4,10	594	26150					
6,3	143	0,86	1600	15900					
7,1	127	0,98	1411	16500	İRKM İRKFPM	83 / C80 M 4	174	65 72	
8,0	113	1,09	1255	16700					
5,9	236	0,80	1695	18250	İRKM İRKFPM	83 / 90 S 4a	174	66 73	
8,4	166	1,23	1190	18250					
6,9	204	0,90	1465	18250					
7,8	180	1,04	1292	18250	İRKM İRKFPM	83 / 90 S 4a	174	66 73	
9,8	143	1,45	1029	18250					



P1 GÜÇ Power Puissance [kW] Hp	n ₂ Çıkış Devri Output Speeds Vitesse de sortie [r.p.m.]	i Tahvil Ratio Rapport de réduction	f _s Servis Faktörü Service Factor Service facteur	M ₂ Çıkış Momenti Output Torque Couple de sortie [Nm]	F _{Q10} Rad. Yük Over Loads Charges radiales [N]	Tip Type			kg
1,1 1,5	11	127	1,53	907	18250	İRKM İRKFM	83 / 90 S 4a	174	66 73
	12	113	1,73	807	18250				
	13	106	1,92	762	18300				
	15	93,77	2,20	672	18470				
	17	83,39	2,50	598	18500				
	19	74,67	2,70	535	18500				
	23	60,61	3,20	435	19800				
	26	53,24	3,70	382	19800				
	30	47,32	4,10	339	11650				
	12	117	0,89	839	11650	İRKM İRKFM	73 / C80 M 4	168	45 50
	15	91,96	1,11	659	11650	İRKM İRKFM	73 / 90 S 4a	168	45 50
	19	74,32	1,38	533	11600				
	22	63,40	1,70	455	11600				
	27	51,24	2,20	367	11550				
	30	46,41	2,40	333	11550				
	33	42,21	2,70	303	11550				
	40	35,25	3,10	253	11550				
	44	32,15	3,40	231	11500				
	49	28,39	3,90	204	11500				
	56	24,95	4,40	179	11501				
	64	22,02	4,70	158	11502				
	28	50,52	1,05	362	6240	İRKM İRKFM	63 / 90 S 4a	164	36 39
	31	44,90	1,18	322	6150				
	36	38,58	1,40	277	6150				
	41	34,47	1,60	247	6150				
	45	30,93	1,80	222	5950				
	50	27,84	1,95	200	5950				
	56	25,13	2,20	180	5950				
	62	22,73	2,40	163	5950				
	65	21,59	2,50	155	5770				
	73	19,11	2,80	137	5770				
	83	16,84	3,00	121	5770				
	93	15,04	3,30	108	5770				
104	13,50	3,40	97	5770					
115	12,15	3,70	87	5770					
128	10,97	3,80	79	5650					
134	10,44	3,70	75	5650					
149	9,423	3,80	68	5650					
164	8,521	4,10	61	5650					
173	8,096	4,30	58	5650					
195	7,165	4,50	51	5600					



P1 GÜÇ Power Puissance [kW] Hp	n ₂ Çıkış Devri Output Speeds Vitesse de sortie [r.p.m.]	i Tahvil Ratio Rapport de réduction	f _s Servis Faktörü Service Factor Service facteur	M ₂ Çıkış Momenti Output Torque Couple de sortie [Nm]	F _{Q10} Rad. Yük Over Loads Charges radiales [N]	Tip Type			kg				
1,1 1,5	32	43,56	0,80	312	3650	İRKPM İRKFPM	53 / 90 S 4a	162	29 31				
	37	38,14	0,90	274	3650								
	43	32,18	1,15	231	3650								
	49	28,66	1,30	206	3650	İRKPM İRKFPM	53 / 90 S 4a	162	28 30				
	42	33,60	1,05	241	3650								
	47	29,92	1,15	215	3650								
	55	25,25	1,15	181	3650								
	63	22,34	1,65	160	3650								
	71	19,83	1,85	142	3650								
	79	17,65	2,10	127	3650	İRKPM İRKFPM	52 / 90 S 4a	162	28 30				
	89	15,73	2,30	113	3650								
	98	14,25	1,95	104	3650								
	114	12,27	2,20	89	3650	İRKPM İRKFPM	52 / 90 S 4a	162	27 29				
	131	10,67	2,40	78	3650								
	150	9,341	2,70	68	3650								
	170	8,228	2,90	60	3650								
	192	7,280	3,10	53	3650								
	217	6,463	3,30	47	3650								
	243	5,751	3,50	42	3650	İRKPM İRKFPM	43 / 90 S 4a	160	26 28				
	273	5,125	3,30	37	3650								
	289	4,852	3,50	35	3650								
	324	4,324	3,80	31	3650								
	32	43,56	0,80	312	3600					İRKPM İRKFPM	43 / 90 S 4a	160	27 29
	37	38,14	0,90	274	3600								
	43	32,18	1,15	231	3600								
	49	28,66	1,30	206	3600	İRKPM İRKFPM	43 / 90 S 4a	160	26 28				
	42	33,60	1,05	241	3600								
	47	29,92	1,15	215	3600								
	55	25,25	1,15	181	3600								
	63	22,34	1,65	160	3600								
	71	19,83	1,85	142	3600								
	79	17,65	2,10	127	3600	İRKPM İRKFPM	42 / 90 S 4a	160	26 28				
89	15,73	2,30	113	3600									
98	14,25	1,95	104	3600									
114	12,27	2,20	89	3600	İRKPM İRKFPM	42 / 90 S 4a	160	25 27					
131	10,67	2,40	78	3600									
150	9,341	2,70	68	3600									
170	8,228	2,90	60	3600									
192	7,280	3,10	53	3600									
217	6,463	3,30	47	3600									
243	5,751	3,50	42	3600	İRKPM İRKFPM	42 / 90 S 4a	160	25 27					
273	5,125	3,30	37	3600									
289	4,852	3,50	35	3600									
324	4,324	3,80	31	3600									



P1 GÜÇ Power Puissance [kW] Hp	n ₂ Çıkış Devri Output Speeds Vitesse de sortie [r.p.m.]	i Tahvil Ratio Rapport de réduction	f _s Servis Faktörü Service Factor Service facteur	M ₂ Çıkış Momenti Output Torque Couple de sortie [Nm]	F _{Q10} Rad. Yük Over Loads Charges radiales [N]	Tip Type			kg
1,5 2,2	0,6	2543	0,99	23765	110000	İRKPM İRKFPM	153 İR 93 / 90 L 4a	210	880 970
	0,7	2133	0,99	19933	110000				
	0,7	1936	1,10	18092	110000				
	0,9	1619	1,32	15130	110000				
	0,9	1482	1,40	13849	110000				
	1,0	1366	1,67	12765	110000				
	1,3	1064	2,00	9943	110000				
	1,5	952	2,20	8897	110000				
	1,7	847	2,50	7915	110000				
	1,8	769	2,80	7296	110000	İRKPM İRKFPM	153 İR 92 / 90 L 4a	210	880 970
	1,1	1259	1,10	11945	75000	İRKM İRKFM	143 İR 72 / 90 L 4a	202	518 566
	1,3	1108	1,21	10512	75000				
	1,4	983	1,36	9326	75000				
	1,6	866	1,50	8216	75000				
	1,8	769	1,65	7296	75000	İRKM İRKFM	123 İR 72 / 90 L 4a	196	288 322
	1,3	1041	0,84	9876	60800				
	1,6	852	0,95	8083	60800				
	1,9	752	1,10	7135	60800				
	2,1	668	1,25	6338	60800				
	2,3	597	1,35	5664	60800	İRKM İRKFM	103 İR 63 / 90 L 4a	190	196 216
	2,6	536	1,54	5085	60800				
	2,8	509	0,88	4757	38500	İRKM İRKFM	144 / 100 L 6a	200	632 662
	1,2	726	1,14	10874	75000				
	1,4	652	1,27	9762	75000				
	1,5	589	1,47	8827	75000	İRKPM İRKFPM	144 / 90 L 4a	200	628 658
	1,9	726	1,78	6991	75000				
	2,1	652	1,98	6275	75000				
	2,4	589	2,20	5675	75000				
	2,8	492	2,70	4740	75000				
	3,2	433	3,10	4171	75000	İRKM İRKFM	124 / 100 L 6a	194	321 351
	2,0	446	1,20	6689	60800				
	2,2	403	1,36	6041	60800				
2,5	366	1,45	5489	60800					
2,7	330	1,61	4949	60800	İRKM İRKFM	124 / 90 L 4a	194	317 347	
3,0	302	1,79	4520	60800					
3,3	273	1,98	4090	60800					
3,1	446	1,83	4300	60800					
3,5	403	2,10	3883	60800					
3,8	366	2,30	3529	60800	İRKM İRKFM	124 / 90 L 4a	194	317 347	
4,2	330	2,50	3181	60800					
4,6	302	2,70	2906	60800					
5,1	273	3,00	2630	60800					



P ₁ GÜÇ Power Puissance [kW] Hp	n ₂ Çıkış Devri Output Speeds Vitesse de sortie [r.p.m.]	i Tahvil Ratio Rapport de réduction	f _s Servis Faktörü Service Factor Service facteur	M ₂ Çıkış Momenti Output Torque Couple de sortie [Nm]	F _{Q10} Rad. Yük Over Loads Charges radiales [N]	Tip Type			kg
1,5 2,2	2,9	490	0,87	4721	38450	İRKM İRKFPM	104 / 90 L 4a	188	207 227
	3,2	439	0,98	4230	38450				
	3,5	396	1,05	3818	38450				
	3,9	360	1,20	3466	38450				
	4,7	301	1,40	2899	38450				
	5,5	254	1,65	2447	38450				
	6,3	224	1,90	2156	38450				
	7,9	178	2,40	1715	38450				
	8,7	160	2,60	1543	38450				
	4,6	304	0,86	2924	26150				
	5,2	271	0,91	2607	26150				
	5,8	243	1,08	2341	26150				
	6,4	219	1,20	2114	26150				
	7,2	195	1,35	1878	26150				
	4,8	147	2,70	2866	60800	İRKPM İRKFPM	123 / 112 M 8a	192	287 321
	5,4	129	3,00	2520	60800				
	6,1	115	3,60	2240	60800	İRKM İRKFPM	103 / 112 M 8a	186	197 217
	5,0	141	1,50	2753	38450				
	5,6	125	1,70	2445	38450	İRKPM İRKFPM	103 / 100 L 6a	186	188 208
	5,2	172	1,54	2613	38300				
	5,6	160	1,69	2438	38300	İRKM İRKFPM	103 / 100 L 6a	186	188 208
	6,4	141	1,98	2142	38300				
	7,2	125	2,20	1902	38300	İRKM İRKFPM	103 / 90 L 4a	186	183 203
	8,1	172	2,50	1680	38300				
	8,7	160	2,60	1567	38300				
	9,9	141	3,00	1377	38300				
	11	125	3,40	1223	38300	İRKM İRKFPM	93 / 100 L 6a	180	136 149
	6,7	134	1,28	2035	25450				
	7,1	127	1,41	1926	25450				
	9,4	149	1,75	1461	25450	İRKM İRKFPM	93 / 90 L 4a	180	132 145
	10	134	1,98	1308	25800				
	11	127	2,20	1238	25800				
13	109	2,40	1070	26000					
14	99,73	2,50	975	26000					
17	82,79	3,00	810	26000					
19	73,81	3,60	722	26050					
21	66,27	4,10	648	26050					
8,0	113	0,80	1711	15100	İRKM İRKFPM	83 / 100 L 6a	174	73 80	
9,8	143	1,06	1403	16150					
11	127	1,12	1237	16480	İRKM İRKFPM	83 / 90 L 4a	174	68 75	
12	113	1,27	1100	16840					



P1 GÜÇ Power Puissance [kW] Hp	n ₂ Çıkış Devri Output Speeds Vitesse de sortie [r.p.m.]	i Tahvil Ratio Rapport de réduction	f _s Servis Faktörü Service Factor Service facteur	M ₂ Çıkış Momenti Output Torque Couple de sortie [Nm]	F _{Q10} Rad. Yük Over Loads Charges radiales [N]	Tip Type			kg
1,5 2,2	13	106	1,41	1040	17150	İRKM İRKFM	83 / 90 L 4a	174	68 75
	15	93,77	1,60	917	17220				
	17	83,39	1,80	815	17330				
	19	74,67	2,00	730	17500				
	23	60,61	2,40	593	17740				
	26	53,24	2,70	521	17820				
	30	47,32	3,00	463	17890				
	33	42,28	3,40	413	17890				
	37	37,93	3,70	371	17890				
	41	34,15	4,00	334	17890				
	19	74,32	1,01	727	11600	İRKM İRKFM	73 / 90 L 4a	168	47 52
	22	63,40	1,25	620	11550				
	27	51,24	1,61	501	11550				
	30	46,41	1,76	454	11500				
	33	42,21	1,98	413	11500				
	40	35,25	2,30	345	11500				
	44	32,15	2,50	314	11450				
	49	28,39	2,90	278	11450				
	56	24,95	3,20	244	11400				
	64	22,02	3,40	215	11400				
	72	19,51	3,90	191	11400				
	80	17,59	4,00	172	11350				
	90	15,53	4,40	152	11350				
	102	13,75	4,70	134	11350				
	115	12,21	4,70	119	11350				
	119	11,75	4,80	115	11300				
	129	10,85	5,10	106	11300				
	130	10,74	5,10	105	11300				
	152	9,189	5,20	90	11300				
	41	34,47	1,17	337	5700	İRKM İRKFM	63 / 90 L 4a	164	38 41
	45	30,93	1,32	302	5500				
	50	27,84	1,43	272	5500				
	56	25,13	1,61	246	5500				
62	22,73	1,76	222	5500					
65	21,59	1,83	211	5320					
73	19,11	2,00	187	5320					
83	16,84	2,20	165	5320					
93	15,04	2,40	147	5320					
104	13,50	2,50	132	5320					
115	12,15	2,70	119	5320					
128	10,97	2,80	107	5200					
134	10,44	2,70	102	5200					



P1 GÜÇ Power Puissance [kW] Hp	n ₂ Çıkış Devri Output Speeds Vitesse de sortie [r.p.m.]	i Tahvil Ratio Rapport de réduction	f _s Servis Faktörü Service Factor Service facteur	M ₂ Çıkış Momenti Output Torque Couple de sortie [Nm]	F _{Q10} Rad. Yük Over Loads Charges radiales [N]	Tip Type				kg
1,5 2,2	149	9,423	2,80	92	5200	İRKPM İRKPFM	63 / 90 L 4a	164	38 41	
	164	8,521	3,00	83	5200					
	173	8,096	3,20	79	5200					
	195	7,165	3,30	70	5150	İRKPM İRKPFM	53 / 90 L 4a	162	31 33	
	43	32,18	0,84	315	3200					
	49	28,66	0,95	280	3200					
	42	33,60	0,77	329	3200	İRKPM İRKPFM	53 / 90 L 4a	162	30 32	
	47	29,92	0,84	293	3200					
	55	25,25	0,84	247	3200					
	63	22,34	1,21	218	3200					
	71	19,83	1,35	194	3200					
	79	17,65	1,54	173	3200					
	89	15,73	1,72	154	3200	İRKPM İRKPFM	52 / 90 L 4a	162	30 32	
	98	14,25	1,43	141	3200					
	114	12,27	1,60	122	3200					
	131	10,67	1,78	106	3200					
	150	9,341	1,95	93	3200	İRKPM İRKPFM	52 / 90 L 4a	162	29 31	
	170	8,228	2,10	82	3200					
	192	7,280	2,30	72	3200					
	217	6,463	2,40	64	3200					
	243	5,751	2,60	57	3200					
	273	5,125	2,40	51	3200					
	289	4,852	2,60	48	3200	İRKPM İRKPFM	43 / 90 L 4a	160	29 31	
	324	4,324	2,80	43	3200					
	43	32,18	0,84	315	3150					
	49	28,66	0,95	280	3150					
	42	33,60	0,77	329	3150					
	47	29,92	0,84	293	3150					
	55	25,25	0,84	247	3150					
	63	22,34	1,21	218	3150					
	71	19,83	1,35	194	3150					
	79	17,65	1,54	173	3150					
89	15,73	1,72	154	3150	İRKPM İRKPFM	43 / 90 L 4a	160	28 30		
98	14,25	1,43	141	3150						
114	12,27	1,60	122	3150						
131	10,67	1,78	106	3150						
150	9,341	1,95	93	3150	İRKPM İRKPFM	42 / 90 L 4a	160	28 30		
170	8,228	2,10	82	3150						
192	7,280	2,30	72	3150						
217	6,463	2,40	64	3150						
243	5,751	2,60	57	3150						
273	5,125	2,40	51	3150						
289	4,852	2,60	48	3150						
324	4,324	2,80	43	3150						



P ₁ GÜÇ Power Puissance [kW] Hp	n ₂ Çıkış Devri Output Speeds Vitesse de sortie [r.p.m.]	i Tahvil Ratio Rapport de réduction	f _s Servis Faktörü Service Factor Service facteur	M ₂ Çıkış Momenti Output Torque Couple de sortie [Nm]	F _{Q10} Rad. Yük Over Loads Charges radiales [N]	Tip Type			kg
2,2 3	0,9	1619	0,90	22190	110000	İRKM İRKFM	153 İR 93 / 100 L 4a	210	882 972
	0,9	1482	0,95	20313	110000				
	1,0	1366	1,14	18723	110000				
	1,3	1064	1,36	14583	110000				
	1,5	952	1,53	13048	110000				
	1,7	847	1,70	11609	110000				
	1,9	747	1,95	10238	110000				
	2,1	664	2,20	9101	110000				
	2,4	594	2,40	8141	110000				
	1,3	1108	0,82	15418	75000				
	1,4	983	0,93	13678	75000				
	1,6	866	1,02	12050	75000				
	1,8	769	1,12	10701	75000	İRKM İRKFM	123 İR 72 / 100 L 4a	196	292 326
	2,1	668	0,85	9295	60800				
	2,3	597	0,93	8307	60800				
	2,6	536	1,05	7458	60800	İRKM İRKFM	103 İR 62 / 100 L 4a	190	200 220
	3,6	386	0,86	5371	38100				
	2,6	547	2,70	7725	110000	İRKM İRKFM	154 / 100 L 4a	208	833 923
	2,8	496	3,00	7002	110000				
	3,6	386	3,80	5453	110000				
	1,2	726	0,78	15949	60800	İRKM İRKFM	144 / 112 M 6a	200	688 718
	1,4	652	0,86	14317	60800				
	1,5	589	1,00	12947	60800				
	1,9	726	1,21	10253	75000	İRKM İRKFM	144 / 100 L 4a	200	630 660
	2,1	652	1,35	9204	75000				
	2,4	589	1,50	8323	75000				
	2,8	492	1,84	6952	75000				
	3,2	433	2,10	6117	75000				
	3,6	384	2,40	5428	75000				
	4,1	339	2,60	4783	75000				
	4,7	300	2,80	4244	75000				
	5,2	268	3,10	3791	75000				
	2,0	446	0,81	9810	60800				
2,2	403	0,93	8860	60800					
2,5	366	0,99	8050	60800					
2,7	330	1,10	7258	60800					
3,0	302	1,20	6629	60800					
3,3	273	1,35	5999	60800					
3,1	446	1,25	6307	60800	İRKM İRKFM	124 / 100 L 4a	194	319 349	
3,5	403	1,40	5696	60800					
3,8	366	1,55	5175	60800					



P ₁ GÜÇ Power Puissance [kW] Hp	n ₂ Çıkış Devri Output Speeds Vitesse de sortie [r.p.m.]	i Tahvil Ratio Rapport de réduction	f _s Servis Faktörü Service Factor Service facteur	M ₂ Çıkış Momenti Output Torque Couple de sortie [Nm]	F _{Q10} Rad. Yük Over Loads Charges radiales [N]	Tip Type			kg
2,2 3	4,2	330	1,70	4666	60800	İRKM İRKFPM	124 / 100 L 4a	194	319 349
	4,6	302	1,85	4261	60800				
	5,1	273	2,10	3857	60800				
	5,6	249	2,30	3522	60800				
	6,1	229	2,50	3231	60800				
	6,9	204	2,80	2881	60800				
	3,9	360	0,82	5084	38100	İRKM İRKFPM	104 / 100 L 4a	188	209 229
	4,7	301	0,95	4252	38100				
	5,5	254	1,12	3589	38100				
	6,3	224	1,30	3163	38100				
	7,9	178	1,60	2515	38100				
	8,7	160	1,80	2263	38100				
	6,4	219	0,82	3100	26150	İRKM İRKFPM	94 / 100 L 4a	182	141 144
	7,2	195	0,92	2755	26150	İRKPM İRKFPM	123 / 132 S 8b	192	295 329
	4,8	147	1,84	4204	60800				
	5,4	129	2,00	3696	60800	İRKM İRKFPM	123 / 132 S 8b	192	295 329
	6,1	115	2,50	3285	60800				
	6,8	103	2,70	2945	60800	İRKPM İRKFPM	123 / 112 M 6a	192	287 321
	6,1	147	2,40	3270	60800				
	7,0	129	2,70	2875	60800	İRKM İRKFPM	103 / 112 M 6a	186	196 216
	7,9	115	3,10	2555	60800				
	8,8	103	3,50	2291	60800	İRKPM İRKFPM	103 / 100 L 4a	186	187 207
	6,4	141	1,35	3141	38100				
	7,2	125	1,50	2790	38100	İRKM İRKFPM	103 / 100 L 4a	186	187 207
	8,1	172	1,70	2464	38100				
	8,7	160	1,80	2299	38100				
	9,9	141	2,00	2019	38100				
	11	125	2,30	1793	38100				
	12	112	2,60	1607	38100				
	14	101	2,90	1450	38100	İRKM İRKFPM	93 / C90 L 4	180	132 145
	15	91,80	3,20	1317	38100				
	18	76,79	3,90	1101	38100	İRKM İRKFPM	93 / 100 L 4a	180	136 149
	9,4	149	1,19	2143	24850				
10	134	1,35	1919	24850					
11	127	1,50	1816	24850					
13	109	1,64	1569	25000					
14	99,73	1,70	1430	25150					
17	82,79	2,10	1187	25200					
19	73,81	2,50	1059	25450					
21	66,27	2,80	950	25650					
23	59,85	3,00	858	25800					



P1 GÜÇ Power Puissance [kW] Hp	n ₂ Çıkış Devri Output Speeds Vitesse de sortie [r.p.m.]	i Tahvil Ratio Rapport de réduction	f _s Servis Faktörü Service Factor Service facteur	M ₂ Çıkış Momenti Output Torque Couple de sortie [Nm]	F _{Q10} Rad. Yük Over Loads Charges radiales [N]	Tip Type			kg
2,2 3	26	53,18	3,50	763	25800	İRK İRKFM	93 / 100 L 4a	180	136
	29	47,73	3,80	684	26000				149
	33	43,03	4,30	617	26000				
	12	113	0,86	1613	14850	İRK İRKFM	83 / 100 L 4a	174	74 81
	15	93,77	1,09	1345	16440				
	17	83,39	1,22	1196	16580				
	19	74,67	1,36	1071	16780				
	23	60,61	1,63	869	16990				
	26	53,24	1,85	764	17230				
	30	47,32	2,10	679	17500				
	33	42,28	2,30	606	17770				
	37	37,93	2,50	544	17800				
	41	34,15	2,70	490	17880				
	45	31,34	3,30	450	18000				
	50	27,86	3,70	400	18000				
	56	24,88	4,20	357	18200				
	63	22,33	4,60	320	18200				
	13	106	0,96	1525	14850	İRK İRKFM	83 / C90 L 4	174	70 77
	22	63,40	0,85	909	11400	İRK İRKFM	73 / C100 L 4	168	51 56
	27	51,24	1,10	735	11400	İRK İRKFM	73 / 100 L 4a	168	51 56
	30	46,41	1,20	666	11400				
	33	42,21	1,35	605	11400				
	40	35,25	1,57	506	11400				
	44	32,15	1,70	461	11400				
	49	28,39	1,95	407	11400				
	56	24,95	2,20	358	11300				
	64	22,02	2,40	316	11300				
	72	19,51	2,70	280	11300				
	80	17,59	2,70	252	11300				
	90	15,53	3,00	223	11300				
	102	13,75	3,20	197	11300				
	115	12,21	3,20	175	11200				
	119	11,75	3,30	169	11200				
129	10,85	3,50	156	11200					
130	10,74	3,50	154	11200					
152	9,19	3,60	132	11200					
172	8,16	4,00	117	11200					
193	7,25	4,20	104	11200					
45	30,93	0,90	444	4500	İRK İRKFM	63 / 100 L 4a	164	42 45	
50	27,84	0,98	399	4500					



P1 GÜÇ Power Puissance [kW] Hp	n ₂ Çıkış Devri Output Speeds Vitesse de sortie [r.p.m.]	i Tahvil Ratio Rapport de réduction	f _s Servis Faktörü Service Factor Service facteur	M ₂ Çıkış Momenti Output Torque Couple de sortie [Nm]	F _{Q10} Rad. Yük Over Loads Charges radiales [N]	Tip Type			kg
2,2 3	56	25,13	1,10	360	4500	İRK İRKFM	63 / 100 L 4a	164	42 45
	62	22,73	1,20	326	4450				
	65	21,59	1,25	310	4400				
	73	19,11	1,40	274	4350				
	83	16,84	1,50	241	4350				
	93	15,04	1,64	216	4350				
	104	13,50	1,70	194	4350				
	115	12,15	1,84	174	4250				
	128	10,97	1,91	157	4250				
	134	10,44	1,84	150	4250				
	149	9,423	1,91	135	4000				
	164	8,521	2,00	122	4000				
	173	8,096	2,20	116	4000				
	195	7,165	2,20	103	4000				
	63	22,34	0,82	320	2050	İRKPM İRKFPM	53 / 100 L 4a	162	35 37
	71	19,83	0,92	284	2050	İRK İRKFM	53 / 100 L 4a	162	34 36
	79	17,65	1,05	253	2050				
	89	15,73	1,18	226	2050				
	98	14,25	0,98	208	2050				
	114	12,27	1,09	179	2050	İRKPM İRKFPM	52 / 100 L 4a	162	34 36
	131	10,67	1,22	155	2050				
	150	9,341	1,33	136	2050				
	170	8,228	1,44	120	2050				
	192	7,280	1,56	106	2050				
	217	6,463	1,66	94	2050				
	243	5,751	1,77	84	2050				
	273	5,125	1,66	75	2050	İRK İRKFM	52 / 100 L 4a	162	33 35
	289	4,852	1,77	71	2050				
	324	4,324	1,88	63	2050				
	63	22,34	0,82	320	2050				
	71	19,83	0,92	284	2000	İRK İRKFM	43 / 100 L 4a	160	33 35
	79	17,65	1,05	253	2000				
89	15,73	1,18	226	2000					
98	14,25	0,98	208	2000					
114	12,27	1,09	179	2000	İRKPM İRKFPM	42 / 100 L 4a	160	32 34	
131	10,67	1,22	155	2000					
150	9,341	1,33	136	2000					
170	8,228	1,44	120	2000					
192	7,280	1,56	106	2000					



P1 GÜÇ Power Puissance [kW] Hp	n ₂ Çıkış Devri Output Speeds Vitesse de sortie [r.p.m.]	i Tahvil Ratio Rapport de réduction	f _s Servis Faktörü Service Factor Service facteur	M ₂ Çıkış Momenti Output Torque Couple de sortie [Nm]	F _{Q10} Rad. Yük Over Loads Charges radiales [N]	Tip Type			 kg
2,2 3	217	6,463	1,66	94	2000	İRK İRKFM	42 / 100 L 4a	160	31 33
	243	5,751	1,77	84	2000				
	273	5,125	1,66	75	2000				
	289	4,852	1,77	71	2000				
	324	4,324	1,88	63	2000				
3 4	1,0	1366	0,83	25531	110000	İRK İRKFM	153 İR 93 / 100 L 4b	210	888 978
	1,3	1064	1,00	19886	110000				
	1,5	952	1,12	17793	110000				
	1,7	847	1,25	15831	110000				
	1,9	747	1,43	13962	110000				
	2,1	664	1,61	12410	110000				
	2,4	594	1,80	11102	110000				
	1,8	769	1,41	14592	110000	İRK İRKFM	153 İR 92 / 100 L 4b	210	888 978
	2,1	678	1,54	12865	110000				
	2,3	602	1,76	11423	110000				
	1,8	769	0,83	14592	75000	İRK İRKFM	143 İR 72 / 100 L 4b	202	525 573
	2,0	686	0,99	13017	75000				
	5,4	261	0,84	4952	38000	İRK İRKFM	103 İR 62 / 100 L 4b	190	204 224
	6,0	235	0,99	4459	38000				
	6,6	212	1,10	4023	38000	İRK İRKFM	154 / 100 L 4b	208	839 929
	2,6	547	1,98	10535	110000				
	2,8	496	2,20	9548	110000				
	3,6	386	2,80	7435	110000				
	4,1	344	3,10	6633	110000				
	4,5	309	3,50	5959	110000				
	2,1	652	0,99	12551	75000				
	2,4	589	1,10	11349	75000	İRK İRKFM	144 / 100 L 4b	200	637 667
	2,8	492	1,35	9479	75000				
	3,2	433	1,55	8342	75000				
	3,6	384	1,75	7402	75000				
	4,1	339	1,90	6522	75000				
	4,7	300	2,00	5787	75000				
	5,2	268	2,30	5170	75000				
5,8	241	2,50	4644	75001					
6,4	218	3,00	4190	75002					
2,7	330	0,80	9898	60800	İRK İRKFM				
3,0	302	0,88	9039	60800					
3,3	273	0,99	8181	60800					
3,1	446	0,92	8600	60800	İRK İRKFM	124 / 100 L 4b	194	326 356	
3,5	403	1,03	7767	60800					
3,8	366	1,14	7057	60800					
4,2	330	1,25	6363	60800					



P ₁ GÜÇ Power Puissance [kW] Hp	n ₂ Çıkış Devri Output Speeds Vitesse de sortie [r.p.m.]	i Tahvil Ratio Rapport de réduction	f _s Servis Faktörü Service Factor Service facteur	M ₂ Çıkış Momenti Output Torque Couple de sortie [Nm]	F _{Q10} Rad. Yük Over Loads Charges radiales [N]	Tip Type			
									kg
3 4	4,6	302	1,36	5811	60800	İRK İRKFM	124 / 100 L 4b	194	326 356
	5,1	273	1,50	5259	60800				
	5,6	249	1,65	4803	60800				
	6,1	229	1,80	4406	60800				
	6,9	204	2,00	3928	60800				
	7,8	180	2,30	3469	60800				
	8,7	160	2,60	3083	60800				
	9,8	143	2,90	2755	60800				
	6,3	224	0,95	4313	38000	İRK İRKFM	104 / 100 L 4b	188	215 235
	7,9	178	1,17	3430	38000				
	8,7	160	1,30	3086	38000				
	4,5	154	2,20	6036	75000	İRKPM İRKPFM	143 / 132 M 8a	198	522 570
	5,1	137	2,30	5371	75000				
	5,7	123	2,60	4821	75000	İRK İRKFM	143 / 132 M 8a	198	522 570
	5,8	154	2,90	4694	75000				
	6,6	137	3,00	4177	75000	İRK İRKFM	143 / 132 S 6b	198	515 563
	7,3	123	3,30	3750	75000				
	8,1	111	4,00	3391	75000				
	4,8	147	1,35	5733	60800	İRKPM İRKPFM	123 / 132 M 8a	198	303 337
	5,4	129	1,50	5040	60800				
	6,1	115	1,00	4479	60800	İRK İRKFM	123 / 132 M 8a	198	303 337
	6,8	103	2,00	4016	60800				
	6,1	147	1,76	4459	60800	İRKPM İRKPFM	123 / 132 S 6b	198	296 330
	7,0	129	1,98	3920	60800				
	7,9	115	2,30	3484	60800	İRK İRKFM	123 / 132 S 6b	198	296 330
	8,8	103	2,60	3124	60800				
	9,6	147	2,70	2866	60800	İRKPM İRKPFM	123 / 100 L 4b	198	281 315
	11	129	3,00	2520	60800				
	12	115	3,60	2240	60800				
	14	103	4,00	2008	60800	İRK İRKFM	103 / 100 L 4b	186	190 210
	10	141	1,50	2753	38000				
11	125	1,71	2445	38000					
12	112	1,95	2191	38000					
14	101	2,10	1977	38000					
15	91,80	2,30	1795	38000					
18	76,79	2,80	1502	38000					
22	64,81	3,40	1267	38000					
25	57,11	3,80	1117	38000					
31	45,42	4,60	888	38000					



P1 GÜÇ Power Puissance [kW] Hp	n ₂ Çıkış Devri Output Speeds Vitesse de sortie [r.p.m.]	i Tahvil Ratio Rapport de réduction	f _s Servis Faktörü Service Factor Service facteur	M ₂ Çıkış Momenti Output Torque Couple de sortie [Nm]	F _{Q10} Rad. Yük Over Loads Charges radiales [N]	Tip Type			kg
3 4	13	109	1,20	2140	24000	İRKM İRKFM	93 / 100 L 4b	180	139 152
	14	99,73	1,25	1951	24000				
	17	82,79	1,50	1619	24150				
	19	73,81	1,80	1444	24200				
	21	66,27	2,10	1296	24300				
	23	59,85	2,30	1170	24300				
	26	53,18	2,60	1040	24500				
	29	47,73	2,80	933	24750				
	33	43,03	3,20	841	24850				
	36	38,93	3,40	761	25000				
	40	35,33	3,80	691	25050				
	42	33,19	3,90	649	25150				
	15	93,77	0,80	1834	13650	İRKM İRKFM	83 / 100 L 4b	174	77 87
	17	83,39	0,90	1631	14100				
	19	74,67	1,00	1460	14800				
	23	60,61	1,20	1185	14880				
	26	53,24	1,36	1041	15290				
	30	47,32	1,53	925	15500				
	33	42,28	1,71	827	15700				
	37	37,93	1,87	742	15700				
	41	34,15	2,00	668	15900				
	45	31,34	2,40	613	16350				
	50	27,86	2,70	545	16350				
	56	24,88	3,00	487	16490				
	63	22,33	3,30	437	16680				
	72	19,33	3,60	378	16800				
	81	17,27	4,00	338	16600				
	90	15,50	4,50	303	16500				
	27	51,24	0,81	1002	11300	İRKM İRKFM	73 / 100 L 4b	168	54 59
	30	46,41	0,88	908	11300				
	33	42,21	0,99	826	11300				
	40	35,25	1,15	689	11300				
	44	32,15	1,25	629	11200				
	49	28,39	1,43	555	11200				
	56	24,95	1,61	488	11100				
	64	22,02	1,72	431	11100				
72	19,51	1,94	381	11100					
80	17,59	1,98	344	11100					
90	15,53	2,20	304	11000					
102	13,75	2,30	269	11000					
115	12,21	2,30	239	11000					
119	11,75	2,40	230	11000					



P1 GÜÇ Power Puissance [kW] Hp	n ₂ Çıkış Devri Output Speeds Vitesse de sortie [r.p.m.]	i Tahvil Ratio Rapport de réduction	f _s Servis Faktörü Service Factor Service facteur	M ₂ Çıkış Momenti Output Torque Couple de sortie [Nm]	F _{Q10} Rad. Yük Over Loads Charges radiales [N]	Tip Type				kg
3 4	129	10,85	2,50	212	11000	İRK İRKFM	73 / 100 L 4b	168	54 59	
	130	10,74	2,50	210	11000					
	152	9,189	2,60	180	10800					
	172	8,155	2,90	159	10800					
	193	7,247	3,10	142	10800					
	62	22,73	0,88	444	4450	İRK İRKFM	63 / 100 L 4b	164	45 48	
	65	21,59	0,92	422	4400					
	73	19,11	1,03	374	4350					
	93	15,04	1,20	294	4250					
	104	13,50	1,25	264	4250					
	115	12,15	1,35	238	4150					
	128	10,97	1,40	214	4150					
	134	10,44	1,35	204	4150					
	149	9,423	1,40	184	4150					
	164	8,521	1,50	167	3950					
	173	8,096	1,60	158	3950					
	195	7,165	1,65	140	3950					
	79	17,65	0,77	345	2000	İRK İRKFM	53 / 100 L 4b	162	37 39	
	89	15,73	0,86	308	2000					
	114	12,27	0,80	244	2000	İRKPM İRKPFM	52 / 100 L 4b	162	37 39	
	131	10,67	0,89	212	2000					
	150	9,341	0,98	185	2000					
	170	8,228	1,06	163	2000					
	192	7,280	1,14	145	2000					
	217	6,463	1,22	128	2000	İRK İRKFM	52 / 100 L 4b	162	36 38	
	243	5,751	1,30	114	2000					
	273	5,125	1,22	102	2000					
	289	4,852	1,30	96	2000					
	324	4,324	1,38	86	2000					
	79	17,65	0,77	345	1950	İRK İRKFM	43 / 100 L 4b	160	35 37	
	89	15,73	0,86	308	1950					
	114	12,27	0,80	244	1950	İRKPM İRKPFM	42 / 100 L 4b	160	35 37	
131	10,67	0,89	212	1950						
150	9,341	0,98	185	1950						
170	8,228	1,06	163	1950						
192	7,280	1,14	145	1950						
217	6,463	1,22	128	1950	İRK İRKFM	42 / 100 L 4b	160	34 36		
243	5,751	1,30	114	1950						
273	5,125	1,22	102	1950						
289	4,852	1,30	96	1950						
324	4,324	1,38	86	1950						



P ₁ GÜÇ Power Puissance [kW] Hp	n ₂ Çıkış Devri Output Speeds Vitesse de sortie [r.p.m.]	i Tahvil Ratio Rapport de réduction	f _s Servis Faktörü Service Factor Service facteur	M ₂ Çıkış Momenti Output Torque Couple de sortie [Nm]	F _{Q10} Rad. Yük Over Loads Charges radiales [N]	Tip Type			 kg
4 5,5	1,5	952	0,84	23724	110000	İRKM İRKFM	153 İR 93 / 112 M 4b	210	894 984
	1,7	847	0,94	21107	110000				
	1,9	747	1,07	18615	110000				
	2,1	664	1,21	16547	110000				
	2,4	594	1,35	14803	110000				
	1,8	769	1,06	19456	110000	İRKM İRKFM	153 İR 92 / 112 M 4b	210	894 984
	2,1	678	1,15	17153	110000				
	2,3	602	1,32	15230	110000				
	6,6	212	0,82	5364	38000	İRKM İRKFM	103 İR 62 / 112 M 4b	190	204 224
	2,6	547	1,49	14046	110000	İRKM İRKFM	154 / 112 M 4b	208	845 935
	2,8	496	1,65	12731	110000				
	3,6	386	2,10	9914	110000				
	4,1	344	2,30	8844	110000				
	4,5	309	2,60	7945	110000				
	5,2	271	3,00	6971	110000				
	6,0	232	3,50	5961	110000				
	2,4	589	0,82	15132	75000	İRKM İRKFM	144 / 112 M 4b	200	643 673
	2,8	492	1,01	12639	75000				
	3,2	433	1,16	11122	75000				
	3,6	384	1,31	9869	75000				
	4,1	339	1,42	8696	75000				
	4,7	300	1,53	7716	75000				
	5,2	268	1,72	6893	75000				
	5,8	241	1,91	6192	75000				
	6,4	218	2,20	5587	75000				
	7,0	200	2,40	5144	75000				
	7,9	178	2,80	4564	75000				
	8,8	159	3,10	4078	75000				
	3,5	403	0,77	10356	60800	İRKM İRKFM	124 / 112 M 4b	194	332 362
	3,8	366	0,85	9410	60800				
	4,2	330	0,94	8484	60800				
	4,6	302	1,02	7748	60800				
5,1	273	1,13	7012	60800					
5,6	249	1,24	6404	60800					
6,1	229	1,35	5875	60800					
6,9	204	1,51	5238	60800					
7,8	180	1,73	4625	60800					
8,7	160	1,93	4111	60800					
9,8	143	2,20	3673	60800					
7,9	178	0,88	4573	37400	İRKM İRKFM	104 / 112 M 4b	188	221 241	
8,7	160	0,97	4115	37400					





P ₁ GÜÇ Power Puissance [kW] Hp	n ₂ Çıkış Devri Output Speeds Vitesse de sortie [r.p.m.]	i Tahvil Ratio Rapport de réduction	f _s Servis Faktörü Service Factor Service facteur	M ₂ Çıkış Momenti Output Torque Couple de sortie [Nm]	F _{Q10} Rad. Yük Over Loads Charges radiales [N]	Tip Type				kg
4 5,5	5,0	141	2,50	7334	110000	İRKM İRKFPM	153 / 160 M 8a	206	798 888	
	5,5	127	2,70	6647	110000					
	4,5	154	1,65	8048	75000	İRKPM İRKFPM	143 / 160 M 8a	198	546 594	
	5,1	137	1,72	7161	75000					
	5,7	123	1,95	6428	75000	İRKM İRKFPM	143 / 160 M 8a	198	546 594	
	5,8	154	2,20	6259	75000	İRKPM İRKFPM	143 / 132 M 6a	198	600 650	
	6,6	137	2,30	5570	75000	İRKM İRKFPM	143 / 132 M 6a	198	515 563	
	7,3	123	2,50	5000	75000					
	8,1	111	3,00	4521	75000	İRKPM İRKFPM	123 / 160 M 8a	192	357 391	
	6,1	115	1,35	5973	60800					
	6,1	147	1,32	5945	60800	İRKPM İRKFPM	123 / 132 M 6a	192	289 323	
	7,0	129	1,49	5227	60800					
	7,9	115	1,71	4645	60800	İRKM İRKFPM	123 / 132 M 6a	192	304 338	
	8,8	103	1,93	4165	60800					
	9,6	147	2,00	3822	60800	İRKPM İRKFPM	123 / 112 M 4b	192	289 323	
	11	129	2,30	3360	60800					
	12	115	2,70	2986	60800					
	14	103	3,00	2678	60800					
	15	92,73	3,30	2418	60800					
	17	84,26	3,70	2197	60800					
	18	76,95	4,00	2007	60800	İRKM İRKFPM	103 / 112 M 4b	186	197 217	
	10	141	1,13	3671	37700					
	11	125	1,28	3261	37700					
	12	112	1,46	2921	37600					
	14	101	1,60	2637	37500					
	15	91,80	1,76	2394	37400					
	18	76,79	2,10	2002	37300					
	22	64,81	2,50	1690	37150					
	25	57,11	2,90	1489	37100					
	31	45,42	3,50	1184	37000					
34	40,87	3,80	1066	37000						
38	36,95	4,20	963	37000						
42	33,53	4,60	874	37000	İRKM İRKFPM	93 / 112 M 4b	180	146 159		
46	30,65	5,30	799	37000						
13	109	0,90	2853	23550						
14	99,73	0,94	2601	23550						
17	82,79	1,12	2159	23700						
19	73,81	1,35	1925	23750						
21	66,27	1,54	1728	23800						



P1 GÜÇ Power Puissance [kW] Hp	n ₂ Çıkış Devri Output Speeds Vitesse de sortie [r.p.m.]	i Tahvil Ratio Rapport de réduction	f _s Servis Faktörü Service Factor Service facteur	M ₂ Çıkış Momenti Output Torque Couple de sortie [Nm]	F _{Q10} Rad. Yük Over Loads Charges radiales [N]	Tip Type			kg
4 5,5	23	59,85	1,69	1561	23800	İRKM İRKFM	93 / 112 M 4b	180	146 159
	26	53,18	1,91	1387	23900				
	29	47,73	2,10	1245	23900				
	33	43,03	2,40	1122	23950				
	36	38,93	2,60	1015	24050				
	40	35,33	2,90	921	24100				
	42	33,19	2,90	865	24150				
	47	29,78	3,20	777	24200				
	52	26,85	3,60	700	24200				
	58	24,29	4,00	633	24400				
	23	60,61	0,90	1580	14800				
	26	53,24	1,02	1388	14950				
	30	47,32	1,15	1234	15100				
	33	42,28	1,28	1102	15400				
	37	37,93	1,40	989	15700				
	41	34,15	1,50	890	15900				
	45	31,34	1,81	817	15900				
	50	27,86	2,00	726	16350				
	56	24,88	2,30	649	16350				
	63	22,33	2,50	582	16000				
	72	19,33	2,70	504	15700				
	81	17,27	3,00	450	15700				
	90	15,50	3,40	404	15500				
	100	13,95	3,70	364	15500				
	111	12,59	3,80	328	15350				
	123	11,39	3,90	297	15350				
	136	10,31	4,10	269	15350				
	150	9,349	4,20	244	15000				
	168	8,350	3,90	218	15000				
	186	7,527	4,10	196	14500				
	205	6,824	4,20	178	14500				
	40	35,25	0,86	919	11150	İRKM İRKFM	73 / 112 M 4b	168	61 66
	44	32,15	0,94	838	11150				
49	28,39	1,07	740	11100					
56	24,95	1,21	651	11100					
64	22,02	1,29	574	11000					
72	19,51	1,46	509	11000					
80	17,59	1,49	459	10900					
90	15,53	1,65	405	10900					
102	13,75	1,76	359	10700					
115	12,21	1,76	318	10700					
119	11,75	1,82	306	10700					



P ₁ GÜÇ Power Puissance [kW] Hp	n ₂ Çıkış Devri Output Speeds Vitesse de sortie [r.p.m.]	i Tahvil Ratio Rapport de réduction	f _s Servis Faktörü Service Factor Service facteur	M ₂ Çıkış Momenti Output Torque Couple de sortie [Nm]	F _{Q10} Rad. Yük Over Loads Charges radiales [N]	Tip Type		 kg	
4 5,5	129	10,85	1,92	283	10500	İRKM İRKFM	73 / 112 M 4b	168	61 66
	130	10,74	1,92	280	10500				
	152	9,189	1,98	240	10500				
	172	8,155	2,20	213	10500				
	193	7,247	2,30	189	10300				
5,5 7,5	2,1	664	0,88	23099	110000	İRKM İRKFM	153 İR 93 / 132 S 4c	210	905 995
	2,4	594	0,98	20664	110000				
	2,1	678	0,84	23586	110000	İRKM İRKFM	153 İR 92 / 132 S 4c	210	905 995
	2,3	602	0,96	20942	110000				
	4,8	294	0,82	10227	60000	İRKM İRKFM	123 İR 72 / 132 S 4c	196	315 349
	5,0	282	0,85	9810	60000				
	5,0	141	1,86	10084	110000	İRKM İRKFM	153 / 160 M 8b	206	808 898
	5,5	127	2,00	9140	110000				
	6,4	141	2,30	7843	110000	İRKM İRKFM	153 / 132 M 6b	206	797 887
	7,1	127	2,60	7109	110000				
	9,1	99,25	3,30	5536	110000				
	10	88,54	3,70	4938	110000				
	2,6	547	1,08	19313	110000	İRKM İRKFM	154 / 132 S 4c	208	856 946
	2,8	496	1,20	17505	110000				
	3,6	386	1,52	13632	110000				
	4,1	344	1,72	12160	110000				
	4,5	309	1,92	10924	110000				
	5,2	271	2,20	9585	110000				
	6,0	232	2,60	8197	110000				
	6,7	208	2,80	7363	110000				
	8,1	173	3,40	6122	110000	İRKM İRKFM	144 / 132 S 4c	200	654 684
	9,0	156	3,80	5500	110000				
	3,2	433	0,85	15293	75000				
	3,6	384	0,95	13570	75000				
	4,1	339	1,03	11956	75000				
	4,7	300	1,11	10609	75000				
	5,2	268	1,25	9478	75000				
	5,8	241	1,39	8514	75000				
	6,4	218	1,64	7682	75000	İRKM İRKFM	124 / 132 S 4c	194	343 373
	7,0	200	1,77	7073	75000				
	7,9	178	2,00	6276	75000				
	8,8	159	2,20	5607	75000				
5,1	273	0,82	9642	60000	İRKM İRKFM	124 / 132 S 4c	194	343 373	
5,6	249	0,90	8806	60000					
6,1	229	0,98	8078	60000					
6,9	204	1,10	7202	60000					
7,8	180	1,26	6360	60000					



P1 GÜÇ Power Puissance [kW] Hp	n ₂ Çıkış Devri Output Speeds Vitesse de sortie [r.p.m.]	i Tahvil Ratio Rapport de réduction	f _s Servis Faktörü Service Factor Service facteur	M ₂ Çıkış Momenti Output Torque Couple de sortie [Nm]	F _{Q10} Rad. Yük Over Loads Charges radiales [N]	Tip Type			 kg
5,5 7,5	8,7	160	1,40	5653	60000	İRK İRKFM	124 / 132 S 4c	194	343
	9,8	143	1,58	5050	60000				373
	5,7	123	1,42	8839	73300	İRK İRKFM	143 / 160 M 8b	198	546 594
	5,8	154	1,58	8607	73300	İRKPM İRKPFM	143 / 132 M 6b	198	524 572
	6,6	137	1,63	7658	73300	İRK İRKFM	143 / 132 M 6b	198	524
	7,3	123	1,80	6875	73300				572
	8,1	111	2,20	6217	73300				572
	9,1	154	2,40	5533	73300	İRKPM İRKPFM	143 / 132 S 4c	198	513 561
	10	137	2,50	4923	73300	İRK İRKFM	143 / 132 S 4c	198	513
	11	123	2,80	4419	73300				561
	13	111	3,30	3996	73300				561
	7,9	115	1,24	6387	60000	İRK İRKFM	123 / 132 M 6b	192	310 344
	8,8	103	1,40	5727	60000	İRKPM İRKPFM	123 / 132 S 4c	192	299
	9,6	147	1,47	5255	59000				333
	11	129	1,64	4620	59000				333
	12	115	1,96	4106	59000	İRK İRKFM	123 / 132 S 4c	192	299
	14	103	2,20	3682	59000				333
	15	92,73	2,40	3325	59000				333
	17	84,26	2,70	3021	59000				333
	18	76,95	2,90	2759	57500				333
	20	70,59	3,10	2531	57500				333
	22	62,94	3,30	2257	57500				333
	25	55,58	3,80	1993	57500				333
	12	112	1,06	4017	36000	İRK İRKFM	103 / C112 M 4	186	210 230
	14	101	1,16	3625	36000	İRK İRKFM	103 / 132 S 4c	186	210
	15	91,80	1,28	3291	35850				230
	18	76,79	1,55	2753	35700				230
	22	64,81	1,84	2324	35500				230
	25	57,11	2,10	2048	35400				230
	31	45,42	2,50	1628	35400				230
34	40,87	2,80	1465	35400	230				
38	36,95	3,10	1325	35400	230				
42	33,53	3,30	1202	35400	230				
46	30,65	3,80	1099	35400	230				
51	27,58	4,30	989	35400	İRK İRKFM	93 / C112 M 4	180	159	
56	24,93	4,70	894	35400				172	
17	82,79	0,82	2968	23500				172	
19	73,81	0,98	2647	23500	172				



P ₁ GÜÇ Power Puissance [kW] Hp	n ₂ Çıkış Devri Output Speeds Vitesse de sortie [r.p.m.]	i Tahvil Ratio Rapport de réduction	f _s Servis Faktörü Service Factor Service facteur	M ₂ Çıkış Momenti Output Torque Couple de sortie [Nm]	F _{Q10} Rad. Yük Over Loads Charges radiales [N]	Tip Type			kg
5,5 7,5	21	66,27	1,12	2376	23500	İRKM İRKFM	93 / 132 S 4c	180	159 172
	23	59,85	1,23	2146	23500				
	26	53,18	1,39	1907	23550				
	29	47,73	1,52	1711	23600				
	33	43,03	1,72	1543	23650				
	36	38,93	1,88	1396	23700				
	40	35,33	2,10	1267	23700				
	42	33,19	2,10	1190	23750				
	47	29,78	2,40	1068	23750				
	52	26,85	2,60	963	23750				
	58	24,29	2,90	871	23850				
	64	22,05	3,20	790	23850				
	67	20,80	3,30	746	23850				
	75	18,67	3,40	669	23900				
	83	16,83	3,50	603	24050				
	92	15,23	3,70	546	24050				
	101	13,82	3,90	495	24050				
	33	42,28	0,93	1516	14800	İRKM İRKFM	83 / 132 S 4c	174	93 100
	37	37,93	1,02	1360	14900				
	41	34,15	1,09	1224	15250				
	45	31,34	1,32	1124	15600				
	50	27,86	1,48	999	15600				
	56	24,88	1,68	892	15800				
	63	22,33	1,84	801	16300				
	72	19,33	2,00	693	16300				
	81	17,27	2,20	619	16300				
	90	15,50	2,50	556	16150				
	100	13,95	2,70	500	16000				
	111	12,59	2,80	451	15900				
	123	11,39	2,90	408	15700				
	136	10,31	3,00	370	15500				
	150	9,349	3,10	335	15200				
	168	8,350	2,90	299	15000				
186	7,527	3,00	270	15000					
205	6,824	3,10	245	15000					
226	6,189	3,20	222	15000					
33	42,28	0,93	1516	14800	İRKM İRKFM	83 / C112 M 4	174	88 95	
37	37,93	1,02	1360	14800					
41	34,15	1,09	1224	14800					
45	31,34	1,32	1124	14800					
50	27,86	1,48	999	15100					
56	24,88	1,68	892	15350					



P1 GÜÇ Power Puissance [kW] Hp	n ₂ Çıkış Devri Output Speeds Vitesse de sortie [r.p.m.]	i Tahvil Ratio Rapport de réduction	f _s Servis Faktörü Service Factor Service facteur	M ₂ Çıkış Momenti Output Torque Couple de sortie [Nm]	F _{Q10} Rad. Yük Over Loads Charges radiales [N]	Tip Type		 kg	
5,5 7,5	63	22,33	1,84	801	15600	İRKM İRKFM	83 / C112 M 4	174	88 95
	72	19,33	2,00	693	15600				
	81	17,27	2,20	619	16000				
	90	15,50	2,50	556	16300				
	100	13,95	2,70	500	16300				
	111	12,59	2,80	451	16300				
	123	11,39	2,90	408	16150				
	136	10,31	3,00	370	15820				
	150	9,349	3,10	335	15500				
	168	8,350	2,90	299	15350				
	186	7,527	3,00	270	15200				
	205	6,824	3,10	245	15200				
	226	6,189	3,20	222	15000				
	80	17,59	1,08	631	10600				
7,5 11	90	15,53	1,20	557	10600	İRKM İRKFM	73 / 132 S 4c	168	74 79
	102	13,75	1,28	493	10400				
	115	12,21	1,28	438	10400				
	119	11,75	1,32	421	10400				
	129	10,85	1,40	389	10200				
	130	10,74	1,40	385	10200				
	152	9,189	1,44	329	10200				
	172	8,155	1,60	292	10200				
	193	7,247	1,68	260	10000				
	2,6	534	1,09	24951	110000				
4,4	320	0,84	15180	72500					
2,8	496	0,88	23870	110000					
3,6	386	1,11	18589	110000					
4,1	344	1,26	16582	110000					
4,5	309	1,41	14897	110000					
5,2	271	1,60	13071	110000					
6,0	232	1,88	11177	110000					
6,7	208	2,10	10041	110000					
8,1	173	2,50	8349	110000					
9,0	156	2,80	7500	110000					
10	137	3,20	6581	110000					
11	122	3,60	5874	110000					
4,7	300	0,82	14467	75000	İRKM İRKFM	144 / 132 M 4b	200	661 691	
5,2	268	0,92	12924	75000					
5,8	241	1,02	11609	75000					
6,4	218	1,20	10476	75000					



P ₁ GÜÇ Power Puissance [kW] Hp	n ₂ Çıkış Devri Output Speeds Vitesse de sortie [r.p.m.]	i Tahvil Ratio Rapport de réduction	f _s Servis Faktörü Service Factor Service facteur	M ₂ Çıkış Momenti Output Torque Couple de sortie [Nm]	F _{Q10} Rad. Yük Over Loads Charges radiales [N]	Tip Type				kg
7,5 11	7,0	200	1,30	9645	75000	İRKM İRKFPM	144 / 132 M 4b	200	661 691	
	7,9	178	1,48	8558	75000					
	8,8	159	1,64	7645	75000					
	5,0	141	1,36	13751	110000	İRKM İRKFPM	153 / 160 L 8a	206	873 963	
	5,5	127	1,46	12463	110000					
	6,4	141	1,68	10695	110000	İRKM İRKFPM	153 / 160 M 6b	206	810 900	
	7,1	127	1,90	9694	110000					
	9,1	99,25	2,40	7549	110000					
	10	88,54	2,70	6734	110000	İRKM İRKFPM	143 / 160 M 6b	198	547 595	
	7,3	123	1,32	9375	72500					
	8,1	111	1,60	8477	72500	İRKPM İRKFPM	143 / 132 M 4b	198	524 572	
	9,1	154	1,76	7545	72500					
	10	137	1,83	6713	72500	İRKM İRKFPM	143 / 132 M 4b	198	524 572	
	11	123	2,10	6027	72500					
	13	111	2,40	5450	72500					
	15	93,10	2,80	4552	72500					
	17	81,92	3,20	4005	72500					
	19	72,69	3,70	3554	72500					
	22	64,05	4,10	3131	72500					
	12	115	1,44	5599	56300	İRKM İRKFPM	123 / 132 M 4b	192	307 341	
	14	103	1,60	5020	56300					
	15	92,73	1,76	4534	56300					
	17	84,26	1,96	4120	56300					
	18	76,95	2,10	3762	56000					
	20	70,59	2,30	3451	55500					
	22	62,94	2,40	3077	55000					
	25	55,58	2,80	2717	54500					
	28	49,40	3,10	2415	54000					
	32	44,14	3,50	2158	53600					
	35	39,60	3,80	1936	53100	İRKM İRKFPM	103 / 132 M 4b	186	221 241	
	18	76,79	1,14	3754	34850					
	22	64,81	1,35	3169	34200					
25	57,11	1,52	2792	33900						
31	45,42	1,84	2221	33900						
34	40,87	2,00	1998	33550						
38	36,95	2,20	1806	33250						
42	33,53	2,50	1639	33000						
46	30,65	2,80	1499	32700						
51	27,58	3,10	1349	32500						
56	24,93	3,50	1219	32300						
62	22,63	3,80	1106	32050						



P1 GÜÇ Power Puissance [kW] Hp	n ₂ Çıkış Devri Output Speeds Vitesse de sortie [r.p.m.]	i Tahvil Ratio Rapport de réduction	f _s Servis Faktörü Service Factor Service facteur	M ₂ Çıkış Momenti Output Torque Couple de sortie [Nm]	F _{Q10} Rad. Yük Over Loads Charges radiales [N]	Tip Type			 kg
7,5 11	68	20,60	4,20	1007	32050	İRKM İRKFM	103 / 132 M 4b	186	221 241
	74	18,81	4,50	920	32050				
	79	17,80	4,80	870	31850				
	21	66,27	0,82	3240	21350	İRKM İRKFM	93 / 132 M 4b	180	170 183
	23	59,85	0,90	2926	21350				
	26	53,18	1,02	2600	21400				
	29	47,73	1,11	2334	21450				
	33	43,03	1,26	2104	21500				
	36	38,93	1,38	1903	21700				
	40	35,33	1,52	1727	21900				
	42	33,19	1,56	1623	21700				
	47	29,78	1,77	1456	21500				
	52	26,85	1,92	1313	21250				
	58	24,29	2,20	1188	21000				
	64	22,05	2,40	1078	20800				
	67	20,80	2,40	1017	20500				
	75	18,67	2,50	913	20000				
	83	16,83	2,60	823	19400				
	92	15,23	2,70	744	19250				
	101	13,82	2,90	676	19150				
	111	12,57	3,20	615	19050				
	122	11,46	3,30	560	19000				
	134	10,46	3,50	511	18800				
	146	9,560	3,60	467	18600				
	152	9,189	3,60	449	18500				
	167	8,376	3,90	410	18200				
	183	7,647	4,10	374	18200				
	200	6,989	4,20	342	18200				
	226	6,202	4,20	303	18200				
	41	34,15	0,80	1669	15650	İRKM İRKFM	83 / 132 M 4b	174	113 120
	45	31,34	0,97	1532	15650				
	50	27,86	1,08	1362	15700				
	56	24,88	1,23	1217	15700				
63	22,33	1,35	1092	15700					
72	19,33	1,46	945	15750					
81	17,27	1,61	845	15780					
90	15,50	1,83	758	15500					
100	13,95	1,98	682	15350					
111	12,59	2,00	616	15250					
123	11,39	2,10	557	15200					
136	10,31	2,20	504	15100					
150	9,349	2,30	457	15100					



P1 GÜÇ Power Puissance [kW] Hp	n ₂ Çıkış Devri Output Speeds Vitesse de sortie [r.p.m.]	i Tahvil Ratio Rapport de réduction	f _s Servis Faktörü Service Factor Service facteur	M ₂ Çıkış Momenti Output Torque Couple de sortie [Nm]	F _{Q10} Rad. Yük Over Loads Charges radiales [N]	Tip Type				kg
7,5 11	168	8,350	2,10	408	15050	İRKM İRKFM	83 / 132 M 4b	174	113 120	
	186	7,527	2,20	368	15050					
	205	6,824	2,30	334	15050					
		226	6,189	2,30	303	15050	İRKM İRKFM	73 / 132 M 4b	168	74 79
		102	13,75	0,94	672	10600				
		115	12,21	0,94	597	10600				
		119	11,75	0,97	575	10400				
		129	10,85	1,03	530	10400				
		130	10,74	1,03	525	10400				
		152	9,189	1,06	449	10200				
		172	8,155	1,17	399	10200				
		193	7,247	1,23	354	10200				
11 15	3,7	380	0,78	26438	110000	İRKM İRKFM				
	3,8	364	0,80	24945	110000					
		6,4	219	0,89	15237	72000	İRKM İRKFM	143 İR 82 / 160 M 4b	204	596 644
		7,7	181	1,00	12593	72000				
		8,5	164	1,10	11410	72000				
		10	137	1,30	9532	72000	İRKM İRKFM	154 / 160 M 4b	208	900 990
		4,1	344	0,86	24320	110000				
		4,5	309	0,96	21848	110000				
		5,2	271	1,09	19170	110000				
		6,0	232	1,28	16393	110000				
		6,7	208	1,42	14727	110000				
		8,1	173	1,71	12245	110000				
		9,0	156	1,89	11000	110000				
		10	137	2,20	9652	110000				
		11	122	2,40	8615	110000				
		6,4	218	0,82	15365	75000	İRKM İRKFM	144 / 160 M 4b	200	698 728
		7,0	200	0,88	14146	75000				
		7,9	178	1,00	12552	75000				
		8,8	159	1,12	11213	75000				
		5,5	127	1,00	18279	110000	İRKM İRKFM	153 / 180 L 8b	206	905 995
		6,4	141	1,15	15686	110000				
		7,1	127	1,30	14217	110000	İRKM İRKFM	153 / 160 L 6b	206	837 927
		9,1	99,25	1,65	11071	110000				
		10	88,54	1,85	9876	110000				
	10,0	141	1,86	10084	110000	İRKM İRKFM	153 / 160 M 4b	206	820 910	
	11	127	2,00	9140	110000					
	14	99,25	2,60	7117	110000					
	16	88,54	2,90	6349	110000					



P1 GÜÇ Power Puissance [kW] Hp	n ₂ Çıkış Devri Output Speeds Vitesse de sortie [r.p.m.]	i Tahvil Ratio Rapport de réduction	f _s Servis Faktörü Service Factor Service facteur	M ₂ Çıkış Momenti Output Torque Couple de sortie [Nm]	F _{Q10} Rad. Yük Over Loads Charges radiales [N]	Tip Type				kg
11 15	9,1	154	1,20	11066	71500	İRKPM İRKFPM	143 / 160 M 4b	198	526 574	
	10	137	1,25	9846	71500					İRKM İRKFPM
	11	123	1,40	8839	71500	İRKM İRKFPM	143 / 160 M 4b	198	546 594	
	13	111	1,65	7993	71500					
	15	93,10	1,95	6676	71500					
	17	81,92	2,20	5875	71500					
	19	72,69	2,50	5213	71500					
	22	64,05	2,80	4593	71500					
	25	56,83	3,10	4075	71500					
	28	50,77	3,30	3641	71500					
	31	45,61	3,70	3270	71500					
	12	115	0,98	8212	54000	İRKM İRKFPM	123 / C132 M 4	192	348 382	
	14	103	1,09	7363	54000					
	15	92,73	1,20	6650	53200	İRKM İRKFPM	123 / 160 M 4b	192	368 402	
	17	84,26	1,33	6042	53200					
	18	76,95	1,45	5518	53000					
	20	70,59	1,56	5062	52500					
	22	62,94	1,67	4513	52000					
	25	55,58	1,90	3986	51500					
	28	49,40	2,10	3542	51000					
	32	44,14	2,40	3165	50600					
	35	39,60	2,60	2839	50100					
	41	33,90	2,80	2431	49600					
	46	30,13	3,30	2160	49000					
	52	26,92	3,70	1930	48400					
	22	64,81	0,92	4647	30000	İRKM İRKFPM	103 / C132 M 4	186	223 243	
	25	57,11	1,04	4096	30000					
	31	45,42	1,25	3257	30000	İRKM İRKFPM	103 / 160 M 4b	186	243 263	
	34	40,87	1,39	2931	29600					
	38	36,95	1,53	2649	29500					
42	33,53	1,67	2404	29150						
46	30,65	1,90	2198	28850						
51	27,58	2,10	1978	28550						
56	24,93	2,40	1788	28350						
62	22,63	2,60	1623	28150						
68	20,60	2,80	1478	27900						
74	18,81	3,10	1349	27750						
79	17,80	3,30	1276	27500						



P1 GÜÇ Power Puissance [kW] Hp	n ₂ Çıkış Devri Output Speeds Vitesse de sortie [r.p.m.]	i Tahvil Ratio Rapport de réduction	f _s Servis Faktörü Service Factor Service facteur	M ₂ Çıkış Momenti Output Torque Couple de sortie [Nm]	F _{Q10} Rad. Yük Over Loads Charges radiales [N]	Tip Type				kg
11 15	87	16,01	3,40	1148	27250	İRKM İRKFM	103 / 160 M 4b	186	243 263	
	97	14,48	3,50	1038	27000					
	107	13,14	3,80	942	27000					
	107	13,14	3,80	942	27000					
	33	43,03	0,86	3085	17950	İRKM İRKFM	93 / 160 M 4b	180	193 206	
	36	38,93	0,94	2792	17950					
	40	35,33	1,04	2533	17950					
	42	33,19	1,06	2380	17950					
	47	29,78	1,21	2136	18000					
	52	26,85	1,31	1925	18000					
	58	24,29	1,47	1742	17800					
	64	22,05	1,61	1581	17700					
	67	20,80	1,64	1492	17600					
	75	18,67	1,70	1339	17500					
	83	16,83	1,77	1207	17400					
	92	15,23	1,84	1092	17150					
	101	13,82	1,97	991	17000					
	111	12,57	2,20	901	16750					
	122	11,46	2,30	822	16450					
	134	10,46	2,40	750	16150					
	146	9,560	2,50	686	15800					
	152	9,189	2,50	659	15600					
	167	8,376	2,70	601	15250					
	183	7,647	2,80	548	15050					
	200	6,989	2,90	501	14900					
	226	6,202	2,90	445	14900					
	63	22,33	0,92	1601	16300	İRKM İRKFM	83 / C132 M 4	174	98 105	
	72	19,33	1,00	1386	16300					
	81	17,27	1,10	1239	16250					
	90	15,50	1,25	1111	16200					
	100	13,95	1,35	1000	16150					
	111	12,59	1,40	903	16050	İRKM İRKFM	83 / 160 M 4b	174	128 135	
	123	11,39	1,45	817	16050					
136	10,31	1,50	740	15800						
150	9,349	1,55	670	15700						
168	8,350	1,45	599	15600						
186	7,527	1,50	540	15600						
205	6,824	1,55	489	15600						
226	6,189	1,60	444	15300						
15 20	5,2	271	0,80	26141	110000	İRKM İRKFM	154 / 160 L 4a	208	920 1010	
	6,0	232	0,94	22355	110000					
	6,7	208	1,04	20082	110000					



P1 GÜÇ Power Puissance [kW] Hp	n ₂ Çıkış Devri Output Speeds Vitesse de sortie [r.p.m.]	i Tahvil Ratio Rapport de réduction	f _s Servis Faktörü Service Factor Service facteur	M ₂ Çıkış Momenti Output Torque Couple de sortie [Nm]	F _{Q10} Rad. Yük Over Loads Charges radiales [N]	Tip Type			kg
15 20	8,1	173	1,25	16697	110000	İRKM İRKFM	154 / 160 L 4a	208	920 1010
	9,0	156	1,39	15000	110000				
	10	137	1,60	13161	110000				
	11	122	1,79	11747	110000	İRKM İRKFM	153 / 180 L 6a	206	900 990
	7,1	127	0,95	19387	110000				
	9,1	99,25	1,21	15097	110000				
	10	88,54	1,35	13468	110000	İRKM İRKFM	153 / 160 L 4a	206	840 930
	10,0	141	1,36	13751	110000				
	11	127	1,49	12463	110000				
	14	99,25	1,90	9705	110000				
	16	88,54	2,10	8658	110000				
	18	79,54	2,40	7778	110000	İRKM İRKFM	143 / 160 L 4a	198	561 609
	20	69,79	2,70	6824	110000				
	11	123	1,03	12053	71000				
	13	111	1,21	10899	71000				
	15	93,10	1,43	9104	71000				
	17	81,92	1,61	8011	71000				
	19	72,69	1,85	7108	71000				
	22	64,05	2,10	6263	71000				
	25	56,83	2,30	5557	70500				
	28	50,77	2,50	4965	70500				
	31	45,61	2,70	4460	70500	İRKM İRKFM	123 / 160 L 4a	192	400 434
	34	41,15	3,20	4024	70000				
	37	37,89	3,40	3705	70000				
	42	33,62	3,80	3288	70000				
	14	103	0,80	10041	50000				
	15	92,73	0,88	9068	49200				
	17	84,26	0,98	8239	49200				
	18	76,95	1,07	7525	49000				
	20	70,59	1,15	6903	48500				
	22	62,94	1,23	6154	48000				
	25	55,58	1,40	5435	47500				
	28	49,40	1,55	4831	47000				
	32	44,14	1,75	4316	46600				
	35	39,60	1,90	3872	46100				
	41	33,90	2,10	3315	45600				
46	30,13	2,40	2946	45000					
52	26,92	2,70	2632	44400					
58	24,15	2,90	2362	44100					
64	21,74	3,30	2126	43700					
67	20,83	3,30	2037	43500					
76	18,51	3,70	1810	43000					



P1 GÜÇ Power Puissance [kW] Hp	n ₂ Çıkış Devri Output Speeds Vitesse de sortie [r.p.m.]	i Tahvil Ratio Rapport de réduction	f _s Servis Faktörü Service Factor Service facteur	M ₂ Çıkış Momenti Output Torque Couple de sortie [Nm]	F _{Q10} Rad. Yük Over Loads Charges radiales [N]	Tip Type			kg	
15 20	31	45,42	0,92	4441	25800	İRKM İRKFM	103 / 160 L 4a	186	258 278	
	34	40,87	1,02	3996	25800					
	38	36,95	1,12	3613	25800					
	42	33,53	1,22	3279	25800					
	46	30,65	1,41	2997	25800					
	51	27,58	1,57	2697	25600					
	56	24,93	1,73	2438	25450					
	62	22,63	1,89	2213	25150					
	68	20,60	2,10	2015	25150					
	74	18,81	2,30	1839	24950					
	79	17,80	2,40	1740	24700					
	87	16,01	2,50	1566	24550					
	97	14,48	2,60	1416	24100					
	107	13,14	2,80	1285	23700					
	117	11,96	3,30	1170	23550					
	128	10,92	3,50	1068	23450					
	140	9,992	3,50	977	23300					
	153	9,158	3,50	896	23150					
	181	7,724	3,70	755	23150					
	197	7,102	3,80	694	23150					
214	6,533	3,90	639	23150						
18,5 25	58	24,29	1,08	2375	14400	İRKM İRKFM	93 / 160 L 4a	180	207 220	
	64	22,05	1,18	2156	14600					
	67	20,80	1,20	2034	14500					
	75	18,67	1,25	1825	14300					
	83	16,83	1,30	1645	14150					
	92	15,23	1,35	1489	14050					
	101	13,82	1,45	1351	14000					
	111	12,57	1,61	1229	13850					
	122	11,46	1,68	1121	13800					
	134	10,46	1,76	1023	13700					
	146	9,560	1,83	935	13500					
	152	9,189	1,83	899	13500					
	167	8,376	1,98	819	13150					
	183	7,647	2,00	748	13000					
	200	6,989	2,10	683	13000					
	226	6,202	2,10	606	13000					
18,5 25	6,4	218	0,81	25508	110000	İRKM İRKFM	153 İR 102 / 180 M 4b	212	1009 1099	
	7,3	192	0,90	22466	110000					
	18,5 25	8,1	173	1,02	20594	110000	İRKM İRKFM	154 / 180 M 4b	208	960 1050
		9,0	156	1,12	18500	110000				
		10	137	1,30	16233	110000				
		11	122	1,45	14488	110000				



P1 GÜÇ Power Puissance [kW] Hp	n ₂ Çıkış Devri Output Speeds Vitesse de sortie [r.p.m.]	i Tahvil Ratio Rapport de réduction	f _s Servis Faktörü Service Factor Service facteur	M ₂ Çıkış Momenti Output Torque Couple de sortie [Nm]	F _{Q10} Rad. Yük Over Loads Charges radiales [N]	Tip Type			 kg
18,5 25	9	99,25	0,98	18620	110000	İRKM İRKFM	153 / 200 L 6b	206	915 1005
	10	88,54	1,10	16610	110000				
	11	127	1,20	15371	110000	İRKM İRKFM	153 / 180 M 4b	206	880 970
	14	99,25	1,55	11970	110000				
	16	88,54	1,75	10678	110000				
	18	79,54	1,94	9593	110000				
	20	69,79	2,20	8417	110000				
	23	59,68	2,50	7198	110000				
	26	53,61	2,80	6466	110000				
	30	47,04	3,20	5673	110000				
	33	41,99	3,60	5064	110000				
	15	93,10	1,16	11228	70000				
	17	81,92	1,31	9880	69500				
	19	72,69	1,50	8767	69150				
	22	64,05	1,66	7724	69000				
	25	56,83	1,82	6854	68400				
	28	50,77	1,98	6123	68000				
	31	45,61	2,20	5500	67600				
	34	41,15	2,60	4963	66500				
	37	37,89	2,80	4570	65900				
	42	33,62	3,10	4055	64700				
	47	30,03	3,40	3622	64100				
	52	26,98	3,70	3254	63000				
	58	24,35	4,00	2936	62500				
	18	76,95	0,86	9281	49000	İRKM İRKFM	123 / C160 L 4	192	410 444
	20	70,59	0,93	8513	48500				
	22	62,94	0,99	7590	46000	İRKM İRKFM	123 / 180 M 4b	192	420 454
	25	55,58	1,13	6703	45500				
	28	49,40	1,25	5958	45000				
	32	44,14	1,42	5323	44600				
	35	39,60	1,54	4775	44100				
	41	33,90	1,70	4088	43600				
	46	30,13	1,95	3634	43000				
52	26,92	2,20	3246	42400					
58	24,15	2,30	2913	42100					
64	21,74	2,70	2622	41700					
67	20,83	2,70	2512	41500					
76	18,51	3,00	2233	41000					
85	16,54	3,40	1995	41000					
94	14,84	3,80	1790	40300					
105	13,36	4,20	1611	40100					



P ₁ GÜÇ Power Puissance [kW] Hp	n ₂ Çıkış Devri Output Speeds Vitesse de sortie [r.p.m.]	i Tahvil Ratio Rapport de réduction	f _s Servis Faktörü Service Factor Service facteur	M ₂ Çıkış Momenti Output Torque Couple de sortie [Nm]	F _{Q10} Rad. Yük Over Loads Charges radiales [N]	Tip Type			kg					
18,5 25	34	40,87	0,83	4929	23150	İRKM İRKFM	103 / 180 M 4b	186	280 300					
	38	36,95	0,91	4456	23150									
	42	33,53	0,99	4044	23150									
	46	30,65	1,15	3696	23150									
	51	27,58	1,27	3326	23000									
	56	24,93	1,41	3007	22900									
	62	22,63	1,53	2729	22900									
	68	20,60	1,68	2485	22800									
	74	18,81	1,86	2268	22700									
	79	17,80	1,95	2146	22600									
	87	16,01	2,00	1931	22450									
	97	14,48	2,10	1746	22250									
	107	13,14	2,30	1585	22050									
	117	11,96	2,60	1443	21950									
	128	10,92	2,80	1317	21900									
	140	9,992	2,80	1205	21800									
	153	9,158	2,90	1104	21650									
	181	7,724	2,50	932	21550									
	197	7,102	2,60	857	21500									
	22 30	67	20,80	0,97	2509					13150	İRKM İRKFM	93 / C160 L 4	180	229 242
75		18,67	1,01	2251	13150									
22 30		83	16,83	1,05	2029	13150	İRKM İRKFM	93 / 180 M 4b	180	229 242				
		92	15,23	1,09	1836	13150								
		101	13,82	1,17	1666	13100								
		111	12,57	1,31	1516	13050								
		122	11,46	1,36	1382	13000								
		134	10,46	1,43	1262	13000								
		146	9,560	1,49	1153	12850								
		152	9,189	1,49	1108	12700								
		167	8,376	1,60	1010	12650								
		183	7,647	1,66	922	12600								
22 30	200	6,989	1,72	843	12600	İRKM İRKFM	154 / 180 L 4b	208	975 1065					
	226	6,202	1,72	748	12600									
	8,1	173	0,85	24490	110000									
	9,0	156	0,95	22000	110000									
	10	137	1,09	19304	110000									
	11	122	1,22	17229	110000									
	22 30	9,1	99,25	0,82	22143					110000	İRKM İRKFM	153 / 200 L 6c	206	915 1005
		10	88,54	0,92	19752					110000				
		11	127	1,01	18279					110000				
14		99,25	1,30	14235	110000									
22 30	16	88,54	1,46	12698	110000	İRKM İRKFM	153 / 180 L 4b	206	895 985					



P1 GÜÇ Power Puissance [kW] Hp	n ₂ Çıkış Devri Output Speeds Vitesse de sortie [r.p.m.]	i Tahvil Ratio Rapport de réduction	f _s Servis Faktörü Service Factor Service facteur	M ₂ Çıkış Momenti Output Torque Couple de sortie [Nm]	F _{Q10} Rad. Yük Over Loads Charges radiales [N]	Tip Type			kg
22 30	18	79,54	1,63	11407	110000	İRKM İRKFM	153 / 180 L 4b	206	895 985
	20	69,79	1,86	10009	110000				
	23	59,68	2,20	8559	110000				
	26	53,61	2,40	7689	110000				
	30	47,04	2,70	6747	110000				
	33	41,99	3,00	6022	110000				
	17	81,92	1,10	11749	67350	İRKM İRKFM	143 / 180 L 4b	198	597 645
	19	72,69	1,26	10425	67000				
	22	64,05	1,40	9186	66850				
	25	56,83	1,53	8151	66250				
	28	50,77	1,67	7281	65850				
	31	45,61	1,84	6541	65450				
	34	41,15	2,20	5902	64350				
	37	37,89	2,30	5434	63750				
	42	33,62	2,60	4822	62550				
	47	30,03	2,90	4307	61950				
	52	26,98	3,20	3869	60850				
	58	24,35	3,30	3492	60350				
	62	22,64	3,60	3247	58800	İRKM İRKFM	123 / 180 L 4b	192	445 479
	69	20,43	4,30	2930	56500				
	25	55,58	0,95	7971	44000				
	28	49,40	1,05	7085	43500				
	32	44,14	1,19	6330	43000				
	35	39,60	1,30	5679	42600				
	41	33,90	1,43	4861	42100				
	46	30,13	1,64	4321	41600				
	52	26,92	1,84	3860	41000				
	58	24,15	1,98	3464	40400				
	64	21,74	2,20	3118	40100				
	67	20,83	2,20	2987	39700				
	76	18,51	2,50	2655	39500				
	85	16,54	2,80	2372	39000				
	94	14,84	3,20	2128	39000				
105	13,36	3,50	1916	38300					
116	12,06	3,60	1729	38100					
128	10,90	3,70	1564	37700					
142	9,875	3,70	1416	37300					
156	8,952	3,70	1284	37000					
172	8,120	3,80	1165	36400					
42	33,53	0,84	4809	20900	İRKM İRKFM	103 / 180 L 4b	186	294 314	
46	30,65	0,96	4396	20900					
51	27,58	1,07	3956	20900					



P1 GÜÇ Power Puissance [kW] Hp	n ₂ Çıkış Devri Output Speeds Vitesse de sortie [r.p.m.]	i Tahvil Ratio Rapport de réduction	f _s Servis Faktörü Service Factor Service facteur	M ₂ Çıkış Momenti Output Torque Couple de sortie [Nm]	F _{Q10} Rad. Yük Over Loads Charges radiales [N]	Tip Type			kg	
22 30	56	24,93	1,18	3576	20750	İRKM İRKFM	103 / 180 L 4b	186	294 314	
	62	22,63	1,29	3245	20650					
	68	20,60	1,42	2955	20550					
	74	18,81	1,56	2698	20500					
	79	17,80	1,64	2552	20500					
	87	16,01	1,70	2297	19900					
	97	14,48	1,77	2076	19900					
	107	13,14	1,91	1884	19800					
	117	11,96	2,20	1716	19800					
	128	10,92	2,30	1566	19750					
	140	9,992	2,30	1433	19650					
	153	9,158	2,40	1313	19650					
	181	7,724	1,85	1108	19650					
	197	7,102	1,91	1019	19650					
	214	6,533	1,97	937	19650					
	30	83	16,83	0,89	2413	12800	İRKM İRKFM	93 / 180 L 4b	180	243 256
		92	15,23	0,92	2184	12800				
		101	13,82	0,99	1982	12800				
		111	12,57	1,10	1803	12800				
		122	11,46	1,15	1643	12800				
134		10,46	1,20	1500	13300					
146		9,560	1,25	1371	13200					
152		9,189	1,25	1318	13100					
167		8,376	1,35	1201	13050					
183		7,647	1,40	1097	13000					
200	6,989	1,45	1002	13000						
226	6,202	1,45	889	13000						
30 40	14	99,25	0,95	19411	110000	İRKM İRKFM	153 / 200 L 4c	206	910 1000	
	16	88,54	1,07	17315	110000					
	18	79,54	1,20	15556	110000					
	20	69,79	1,36	13649	110000					
	23	59,68	1,59	11672	110000					
	26	53,61	1,77	10485	110000					
	30	47,04	2,00	9200	110000					
	33	41,99	2,20	8211	110000					
	37	37,68	2,50	7369	110000					
	43	32,91	2,80	6436	110000					
	48	29,37	3,20	5745	110000					
	30 40	22	64,05	1,03	12526					64700
		25	56,83	1,12	11115	64100				
		28	50,77	1,22	9929	63700				
		31	45,61	1,35	8919	63300				



P1 GÜÇ Power Puissance [kW] Hp	n ₂ Çıkış Devri Output Speeds Vitesse de sortie [r.p.m.]	i Tahvil Ratio Rapport de réduction	f _s Servis Faktörü Service Factor Service facteur	M ₂ Çıkış Momenti Output Torque Couple de sortie [Nm]	F _{Q10} Rad. Yük Over Loads Charges radiales [N]	Tip Type			kg	
30 40	34	41,15	1,60	8049	62200	İRKM İRKFM	143 / 200 L 4c	198	629 677	
	37	37,89	1,72	7410	61600					
	42	33,62	1,91	6575	60400					
	47	30,03	2,10	5874	59800					
	52	26,98	2,30	5276	58700					
	58	24,35	2,50	4761	58200					
	62	22,64	2,70	4428	56650					
	69	20,43	3,10	3995	54350					
	76	18,50	3,70	3619	53500					
	32	44,14	0,87	8632	38100					
	35	39,60	0,95	7744	37600	İRKM İRKFM	123 / 200 L 4c	192	500 534	
		41	33,90	1,05	6629					37000
		46	30,13	1,20	5892					36400
		52	26,92	1,35	5264					36100
		58	24,15	1,45	4723					35700
		64	21,74	1,65	4252					35500
		67	20,83	1,67	4074					35000
		76	18,51	1,85	3621					35000
		85	16,54	2,10	3235					34300
		94	14,84	2,30	2902					34100
	105	13,36	2,60	2612	33700	İRKM İRKFM	103 / 200 L 4c	186	326 346	
		116	12,06	2,70	2358					33300
		128	10,90	2,70	2133					33000
		142	9,875	2,70	1931					32400
		156	8,952	2,70	1751					32000
		172	8,120	2,80	1588					31150
		97	14,48	1,30	2831					17250
		107	13,14	1,40	2570					17200
		117	11,96	1,65	2340					17200
		128	10,92	1,75	2136					17100
140	9,992	1,75	1954	17000	İRKM İRKFM	153 / 225 S 4a	206	1049 1139		
	153	9,158	1,78	1791					17000	
	181	7,724	1,85	1511					17000	
	197	7,102	1,91	1389					16900	
	214	6,533	1,97	1278					16800	
	16	88,54	0,87	21356					110000	
	18	79,54	0,97	19185					110000	
20	69,79	1,10	16833	110000						
23	59,68	1,29	14395	110000						
26	53,61	1,43	12932	110000						
30	47,04	1,63	11347	110000						
33	41,99	1,83	10127	110000						



P1 GÜÇ Power Puissance [kW] Hp	n ₂ Çıkış Devri Output Speeds Vitesse de sortie [r.p.m.]	i Tahvil Ratio Rapport de réduction	f _s Servis Faktörü Service Factor Service facteur	M ₂ Çıkış Momenti Output Torque Couple de sortie [Nm]	F _{Q10} Rad. Yük Over Loads Charges radiales [N]	Tip Type				kg
37 50	37	37,68	2,00	9089	110000	İRKM İRKFM	153 / 225 S 4a	206	1049 1139	
	43	32,91	2,30	7938	110000					
	48	29,37	2,60	7085	110000					
	53	26,36	2,90	6359	110000					
	59	23,76	3,20	5732	110000					
	34	41,15	1,30	9927	58550	İRKM İRKFM	143 / 225 S 4a	198	745 793	
	37	37,89	1,40	9139	57950					
	42	33,62	1,55	8109	56750					
	47	30,03	1,69	7244	56150					
	52	26,98	1,87	6507	55050					
	58	24,35	1,98	5872	54550					
	62	22,64	2,10	5461	53000					
	69	20,43	2,60	4928	50700					
	76	18,50	3,00	4463	49850					
	83	16,81	3,50	4055	49400					
	91	15,32	3,80	3694	48750					
	100	13,98	3,70	3372	48000					
	106	13,16	3,80	3174	47150					
	117	11,92	3,80	2874	46600					
	129	10,83	3,80	2612	45650					
	142	9,863	3,80	2379	44880					
	156	9,002	3,90	2171	44000					
	186	7,533	3,90	1817	43250					
	203	6,901	3,90	1665	42300					
	41	33,90	0,85	8176	34400	İRKM İRKFM	123 / 225 S 4a	192	535 569	
	46	30,13	0,97	7267	34100					
	52	26,92	1,09	6493	33700					
	58	24,15	1,18	5825	33500					
	64	21,74	1,34	5244	33000					
	67	20,83	1,35	5024	32300					
	76	18,51	1,50	4465	32100					
	85	16,54	1,70	3990	31700					
	94	14,84	1,90	3579	31300					
	105	13,36	2,10	3222	31000					
	116	12,06	2,20	2908	31000					
	128	10,90	2,20	2630	31000					
	142	9,875	2,20	2382	30400					
156	8,952	2,20	2159	30000						
172	8,120	2,30	1959	29150						
45 60	20	69,79	0,91	20473	110000	İRKM İRKFM	153 / 225 M 4c	206	1065 1155	
	23	59,68	1,06	17508	110000					
	26	53,61	1,18	15728	110000					



P1 GÜÇ Power Puissance [kW] Hp	n ₂ Çıkış Devri Output Speeds Vitesse de sortie [r.p.m.]	i Tahvil Ratio Rapport de réduction	f _s Servis Faktörü Service Factor Service facteur	M ₂ Çıkış Momenti Output Torque Couple de sortie [Nm]	F _{Q10} Rad. Yük Over Loads Charges radiales [N]	Tip Type			kg	
45 60	30	47,04	1,34	13800	110000	İRKM İRKFM	153 / 225 M 4c	206	1065 1155	
	33	41,99	1,50	12317	110000					
	37	37,68	1,67	11054	110000					
	43	32,91	1,91	9655	110000					
	48	29,37	2,10	8617	110000					
	53	26,36	2,40	7733	110000					
	59	23,76	2,60	6971	110000					
	65	21,50	2,90	6308	110000					
	72	19,51	3,20	5725	110000					
	42	33,62	1,27	9863	54630					
	47	30,03	1,37	8811	54030					
	52	26,98	1,54	7914	52930					
	58	24,35	1,63	7142	52430					
	62	22,64	1,77	6641	50880					
	69	20,43	2,10	5993	48580					
	76	18,50	2,50	5428	47730					
	83	16,81	2,90	4932	47280					
	91	15,32	3,10	4493	46630					
	100	13,98	3,00	4101	45880					
	106	13,16	3,10	3860	45570					
	117	11,92	3,10	3496	45480					
	129	10,83	3,10	3176	44530					
	142	9,863	3,10	2893	43760					
	156	9,002	3,20	2641	42880					
	186	7,533	3,20	2210	42130					
	203	6,901	3,20	2024	41180					
	55 75	52	26,92	0,90	7896	32200	İRKM İRKFM	123 / 225 M 4c	192	580 614
		58	24,15	0,97	7085	32000				
64		21,74	1,10	6377	31500					
67		20,83	1,11	6110	30800					
76		18,51	1,23	5431	30600					
85		16,54	1,40	4852	30200					
94		14,84	1,56	4353	29800					
105		13,36	1,73	3919	29500					
116		12,06	1,77	3537	28900					
128		10,90	1,81	3199	28500					
142		9,875	1,81	2897	27650					
156		8,952	1,81	2626	27200					
172		8,120	1,85	2382	26700					
55 75		23	59,68	0,86	21398	110000				
	26	53,61	0,96	19223	110000					
	30	47,04	1,10	16866	110000					



P1 GÜÇ Power Puissance [kW] Hp	n ₂ Çıkış Devri Output Speeds Vitesse de sortie [r.p.m.]	i Tahvil Ratio Rapport de réduction	f _s Servis Faktörü Service Factor Service facteur	M ₂ Çıkış Momenti Output Torque Couple de sortie [Nm]	F _{Q10} Rad. Yük Over Loads Charges radiales [N]	Tip Type			kg	
55 75	33	41,99	1,23	15054	110000	İRKM İRKFM	153 / 250 M 4c	206	1155 1245	
	37	37,68	1,37	13510	110000					
	43	32,91	1,56	11800	110000					
	48	29,37	1,75	10532	110000					
	53	26,36	1,95	9452	110000					
	59	23,76	2,10	8521	110000					
	65	21,50	2,40	7709	110000					
	72	19,51	2,60	6997	110000					
	79	17,75	2,90	6366	110000					
	95	14,77	3,40	5297	110000					
	İRKM İRKFM	143 / C225 M 4	198	830 878						
		İRKM İRKFM	143 / 250 M 4c	198	870 918					
						52	26,98	1,26	9673	52000
						62	22,64	1,45	8117	50000
						58	24,35	1,34	8729	51510
						69	20,43	1,72	7325	47660
						76	18,50	2,00	6635	46810
						83	16,81	2,40	6028	46360
						91	15,32	2,60	5491	45710
						100	13,98	2,50	5012	44960
106	13,16					2,60	4717	44650		
117	11,92	2,60	4273	44560						
129	10,83	2,60	3882	43610						
142	9,863	2,60	3536	42840						
156	9,002	2,60	3228	41960						
186	7,533	2,60	2701	41210						
203	6,901	2,60	2474	40260						
75 100	33	41,99	0,90	20528	110000	İRKM İRKFM	153 / 280 S 4	206	1285 1375	
	37	37,68	1,00	18423	110000					
	43	32,91	1,15	16091	110000					
	48	29,37	1,28	14362	110000					
	53	26,36	1,43	12889	110000					
	59	23,76	1,59	11619	110000					
	65	21,50	1,75	10513	110000					
	72	19,51	1,93	9541	110000					
	79	17,75	2,10	8680	110000					
	95	14,77	2,50	7223	110000					
	İRKM İRKFM	143 / 280 S 4	198	1000 1048						
					113	12,35	3,00	6038	110000	
					69	20,43	1,26	9988	47660	
					76	18,50	1,48	9047	46810	
					83	16,81	1,74	8220	46360	
					91	15,32	1,88	7488	45710	
					100	13,98	1,82	6835	44960	
					106	13,16	1,88	6433	44650	
					117	11,92	1,88	5827	44560	
					129	10,83	1,88	5294	43610	



P1 GÜÇ Power Puissance [kW] Hp	n ₂ Çıkış Devri Output Speeds Vitesse de sortie [r.p.m.]	i Tahvil Ratio Rapport de réduction	f _s Servis Faktörü Service Factor Service facteur	M ₂ Çıkış Momenti Output Torque Couple de sortie [Nm]	F _{Q10} Rad. Yük Over Loads Charges radiales [N]	Tip Type			 kg
75 100	142	9,863	1,88	4822	42840	İRKM İRKFM	143 / 280 S 4	198	1000 1048
	156	9,002	1,92	4401	41960				
	186	7,533	1,92	3683	41210				
	203	6,901	1,92	3374	40260				
90 120	37	37,68	0,83	22107	110000	İRKM İRKFM	153 / 280 M 4	206	1350 1440
	43	32,91	0,95	19309	110000				
	48	29,37	1,07	17234	110000				
	53	26,36	1,19	15467	110000				
	59	23,76	1,32	13943	110000				
	65	21,50	1,46	12616	110000				
	72	19,51	1,61	11449	110000				
	79	17,75	1,77	10417	110000				
	95	14,77	2,10	8668	110000				
	113	12,35	2,50	7245	110000	İRKM İRKFM	143 / 280 M 4	198	1080 1128
	83	16,81	1,45	9864	43870				
	91	15,32	1,56	8986	43220				
	100	13,98	1,52	8202	42470				
	106	13,16	1,56	7719	42160				
	117	11,92	1,56	6992	42070				
	129	10,83	1,56	6353	41120				
	142	9,863	1,56	5787	40350				
	156	9,002	1,60	5282	39470				
186	7,533	1,60	4420	38720					
203	6,901	1,60	4049	37770					
110 150	59	23,76	1,08	17041	110000	İRKM İRKFM	153 / 315 S 4	206	1519 1609
	65	21,50	1,20	15419	110000				
	72	19,51	1,31	13993	110000				
	79	17,75	1,44	12731	110000				
	95	14,77	1,73	10594	110000				
	113	12,35	2,00	8855	110000				
132 180	59	23,76	0,90	20449	110000	İRKM İRKFM	153 / 315 M 4a	206	1596 1686
	65	21,50	0,99	18503	110000				
	72	19,51	1,09	16792	110000				
	79	17,75	1,20	15278	110000				
	95	14,77	1,44	12713	110000				
	113	12,35	1,72	10626	110000				
160 220	79	17,75	0,99	18518	110000	İRKM İRKFM	153 / 315 M 4b	206	1617 1707
	95	14,77	1,19	15410	110000				
	113	12,35	1,42	12881	110000				
185 250	79	17,75	0,85	21412	110000	İRKM İRKFM	153 / 315 L 4a	206	1697 1787
	95	14,77	1,02	17818	110000				
	113	12,35	1,22	14893	110000				
200 270	95	14,77	0,95	19262	110000	İRKM İRKFM	153 / 315 L 4b	206	1750 1840
	113	12,35	1,14	16101	110000				



$n_1 = 1400$ d/d

Güç Devir Tabloları / Performans Tables / Table de Performances

Servis Faktörü Service Factor <i>Service Facteur Sf=1</i>	P1 GÜÇ Power <i>Puissance</i>	n_2 Çıkış Devri Output Speeds <i>Vitesse de sortie</i>	i Tahvil Ratio <i>Rapport de réduction</i>	M_2 Çıkış Momenti Output Torque <i>Couple de sortie</i>	F_{Q1} Rad. Yük Over Loads <i>Charges radiales</i>	F_{Q10} Rad. Yük Over Loads <i>Charges radiales</i>	Tip Type			kg
	[kW] Hp	[r.p.m.]	[Nm]	[N]	[N]					
160 Nm	0,32	18	77,20	160	390	4500	İRK İRK F	43	160	17 18
	0,37	21	66,47	160	390	4500				
	0,42	24	57,78	160	390	4500				
	0,49	28	50,60	160	390	4500				
	0,56	32	43,56	160	390	4500				
	0,64	37	38,14	160	390	4500				
	0,73	42	33,60	160	390	4500				
	0,76	43	32,18	160	390	4500				
	0,82	47	29,92	160	390	4500				
	0,86	49	28,66	160	390	4500				
	0,97	55	25,25	160	390	4500				
	1,1	63	22,34	160	390	4500				
	1,2	71	19,83	160	390	4500				
	1,4	79	17,65	160	390	4500				
	1,6	89	15,73	160	390	4500				
	1,7	98	14,25	160	390	4500				
	2,0	114	12,27	160	390	4500				
	2,3	131	10,67	160	390	4500				
2,6	150	9,341	160	390	4500					
2,9	170	8,228	160	390	4500					
3,3	192	7,280	160	390	4500					
3,7	217	6,463	160	390	4500					
4,2	243	5,751	160	390	4500					
4,7	273	5,125	160	390	4500					
5,0	289	4,852	160	390	4500					
5,6	324	4,324	160	390	4500					
200 Nm	0,40	18	77,20	200	390	4500	İRK İRK F	53	162	21 23
	0,46	21	66,47	200	390	4500				
	0,53	24	57,78	200	390	4500				
	0,61	28	50,60	200	390	4500				
	0,70	32	43,56	200	390	4500				
	0,80	37	38,14	200	390	4500				
	0,91	42	33,60	200	390	4500				
	0,95	43	32,18	200	390	4500				
	1,0	47	29,92	200	390	4500				
	1,1	49	28,66	200	390	4500				
	1,2	55	25,25	200	390	4500				
	1,4	63	22,34	200	390	4500				
	1,5	71	19,83	200	390	4500				
	1,7	79	17,65	200	390	4500				
	2,0	89	15,73	200	390	4500				



$n_1 = 1400$ d/d

Servis Faktörü Service Factor <i>Service Facteur Sf=1</i>	P1 GÜÇ Power <i>Puissance</i>	n_2 Çıkış Devri Output Speeds <i>Vitesse de sortie</i>	i Tahvil Ratio <i>Rapport de réduction</i>	M_2 Çıkış Momenti Output Torque <i>Couple de sortie</i>	F_{Q1} Rad. Yük Over Loads <i>Charges radiales</i>	F_{Q10} Rad. Yük Over Loads <i>Charges radiales</i>	Tip Type			kg
	[kW] Hp	[r.p.m.]		[Nm]	[N]	[N]				
200 Nm	2,1	98	14,25	200	390	4500	İRK İRK F	52	162	18 19
	2,5	114	12,27	200	390	4500				
	2,8	131	10,67	200	390	4500				
	3,2	150	9,341	200	390	4500				
	3,7	170	8,228	200	390	4500				
	4,2	192	7,280	200	390	4500				
	4,7	217	6,463	200	390	4500				
	5,3	243	5,751	200	390	4500				
	5,9	273	5,125	200	390	4500				
	6,2	289	4,852	200	390	4500				
	7,0	324	4,324	200	390	4500				
400 Nm	0,01	0,14	9714	400	475	7000	İRK İRK F	63 IR 53	166	40 43
	0,01	0,16	8753	400	475	7000				
	0,01	0,18	7591	400	475	7000				
	0,01	0,20	6899	400	475	7000				
	0,01	0,24	5810	400	475	7000				
	0,01	0,28	5039	400	475	7000				
	0,01	0,32	4414	400	475	7000				
	0,02	0,36	3898	400	475	7000				
	0,02	0,41	3415	400	475	7000				
	0,02	0,51	2769	400	475	7000				
	0,03	0,57	2445	400	475	7000				
	0,03	0,64	2173	400	475	7000				
	0,03	0,75	1868	400	475	7000				
	0,04	0,84	1669	400	475	7000				
	0,04	0,94	1497	400	475	7000				
	0,05	1,0	1348	400	475	7000				
	0,05	1,2	1216	400	475	7000				
	0,06	1,3	1100	400	475	7000				
	0,07	1,6	868	400	475	7000				
	0,08	1,8	771	400	475	7000				
	0,10	2,1	663	400	475	7000				
	0,11	2,4	592	400	475	7000				
	0,12	2,6	531	400	475	7000				
	0,13	2,9	478	400	475	7000				
	0,15	3,2	432	400	475	7000				
	0,17	3,7	378	400	475	7000				
	0,18	4,1	342	400	475	7000				
	0,19	4,3	325	400	475	7000				
	0,22	4,9	288	400	475	7000				
	0,25	5,5	253	400	475	7000				
0,28	6,2	226	400	475	7000					
							İRK İRK F	63 IR 52	166	39 42

Güç Devir Tabloları / Performans Tables / Table de Performances



$n_1 = 1400$ d/d

Güç Devir Tabloları / Performans Tables / Table de Performances

Servis Faktörü Service Factor <i>Service Facteur Sf=1</i>	P1 GÜÇ Power <i>Puissance</i>	n_2 Çıkış Devri Output Speeds <i>Vitesse de sortie</i>	i Tahvil Ratio <i>Rapport de réduction</i>	M_2 Çıkış Momenti Output Torque <i>Couple de sortie</i>	F_{Q1} Rad. Yük Over Loads <i>Charges radiales</i>	F_{Q10} Rad. Yük Over Loads <i>Charges radiales</i>	Tip Type			
	[kW] Hp	[r.p.m.]		[Nm]	[N]	[N]				kg
400 Nm	0,31	6,9	203	400	475	7000	İRK İRK F	63 IR 52	166	39 42
	0,35	7,7	183	400	475	7000				
	0,39	8,7	161	400	475	7000				
	0,43	9,6	146	400	475	7000				
	0,45	10	139	400	475	7000				
	0,51	11	125	400	475	7000				
	0,56	12	113	400	475	7000				
	0,59	13	108	400	475	7000				
	0,67	15	95	400	475	7000				
	0,46	11	133	400	590	7000				
	0,51	12	121	400	590	7000				
	0,53	12	115	400	590	7000				
	0,58	13	105	400	590	7000				
	0,67	15	91,93	400	590	7000				
	0,74	17	82,84	400	590	7000				
	0,85	19	71,84	400	590	7000				
	0,94	21	65,30	400	590	7000				
	1,1	24	57,20	400	590	7000				
	1,2	28	50,52	400	590	7000				
	1,4	31	44,90	400	590	7000				
	1,6	36	38,58	400	590	7000				
	1,8	41	34,47	400	590	7000				
	2,0	45	30,93	400	590	7000				
	2,2	50	27,84	400	590	7000				
	2,4	56	25,13	400	590	7000				
	2,7	62	22,73	400	590	7000				
	2,8	65	21,59	400	590	7000				
	3,2	73	19,11	400	590	7000				
	3,6	83	16,84	400	590	7000				
	4,1	93	15,04	400	590	7000				
4,5	104	13,50	400	590	7000					
5,1	115	12,15	400	590	7000					
5,6	128	10,97	400	590	7000					
5,9	134	10,44	400	590	7000					
6,5	149	9,423	400	590	7000					
7,2	164	8,521	400	590	7000					
7,6	173	8,096	400	590	7000					
8,6	195	7,165	400	590	7000					
780 Nm	0,01	0,11	12336	780	475	12100	İRK İRK F	73 IR 53	172	42 48
	0,01	0,13	11126	780	475	12100				
	0,01	0,15	9648	780	475	12100				
	0,02	0,17	8183	780	475	12100				



$n_1 = 1400$ d/d

Servis Faktörü Service Factor <i>Service Facteur Sf = 1</i>	P1 GÜÇ Power <i>Puissance</i>	n_2 Çıkış Devri Output Speeds <i>Vitesse de sortie</i>	i Tahvil Ratio <i>Rapport de réduction</i>	M_2 Çıkış Momenti Output Torque <i>Couple de sortie</i>	F_{O1} Rad. Yük Over Loads <i>Charges radiales</i>	F_{O10} Rad. Yük Over Loads <i>Charges radiales</i>	Tip Type				
	[kW] Hp	[r.p.m.]		[Nm]	[N]	[N]				kg	
780 Nm	0,02	0,20	7096	780	475	12100	İRK İRK F	73 IR 53	172	42 48	
	0,02	0,23	6217	780	475	12100					
	0,02	0,24	5735	780	475	12100					
	0,03	0,29	4892	780	475	12100					
	0,03	0,31	4460	780	475	12100					
	0,04	0,40	3475	780	475	12100					
	0,04	0,50	2808	780	475	12100					
	0,05	0,55	2544	780	475	12100					
	0,05	0,61	2314	780	475	12100					
	0,06	0,72	1932	780	475	12100					
	0,07	0,79	1762	780	475	12100					
	0,08	0,90	1556	780	475	12100					
	0,09	1,02	1368	780	475	12100					
	0,11	1,3	1089	780	475	12100					
	0,14	1,6	880	780	475	12100					
		0,15	1,8	797	780	475	12100	İRK İRK F	73 IR 52	172	41 47
		0,18	2,0	697	780	475	12100				
		0,19	2,2	634	780	475	12100				
		0,23	2,6	529	780	475	12100				
		0,25	2,9	484	780	475	12100				
		0,29	3,3	426	780	475	12100				
		0,32	3,7	380	780	475	12100				
		0,37	4,2	335	780	475	12100				
		0,42	4,7	295	780	475	12100				
		0,47	5,4	260	780	475	12100				
		0,56	6,3	222	780	475	12100				
		0,63	7,1	196	780	475	12100				
		0,71	8,1	173	780	475	12100				
		0,79	9,0	156	780	475	12100				
		0,89	10	138	780	475	12100				
		1,0	11	122	780	475	12100	İRK İRK F	74	170	39 43
		0,31	4	388	780	475	12100				
	0,40	5	305	780	475	12100					
	0,49	6	246	780	475	12100					
	0,58	7	210	780	475	12100					
	0,64	7	191	780	475	12100					
	0,75	9	163	780	475	12100					
	0,92	11	131	780	475	12100					
	1,0	12	119	780	475	12100					
	0,89	10	134	780	590	12100					
	0,96	11	125	780	590	12100	İRK İRK F	73	168	36 43	
	1,0	12	117	780	590	12100					



$n_1 = 1400$ d/d

Güç Devir Tabloları / Performans Tables / Table de Performances

Servis Faktörü Service Factor <i>Service Facteur Sf=1</i>	P1 GÜÇ Power <i>Puissance</i>	n_2 Çıkış Devri Output Speeds <i>Vitesse de sortie</i>	i Tahvil Ratio <i>Rapport de réduction</i>	M_2 Çıkış Momenti Output Torque <i>Couple de sortie</i>	F_{Q1} Rad. Yük Over Loads <i>Charges radiales</i>	F_{Q10} Rad. Yük Over Loads <i>Charges radiales</i>	Tip Type			
	[kW] Hp	[r.p.m.]		[Nm]	[N]	[N]				kg
780 Nm	1,3	15	91,96	780	590	12100	İRK İRK F	73	168	36 42
	1,6	19	74,32	780	590	12100				
	1,9	22	63,40	780	590	11000				
	2,3	27	51,24	780	590	11000				
	2,6	30	46,41	780	590	11000				
	2,8	33	42,21	780	590	11000				
	3,4	40	35,25	780	590	10500				
	3,7	44	32,15	780	590	10500				
	4,2	49	28,39	780	590	10500				
	4,8	56	24,95	780	590	10500				
	5,4	64	22,02	780	590	10500				
	6,1	72	19,51	780	590	10500				
	6,8	80	17,59	780	590	10500				
	7,7	90	15,53	780	590	10500				
	8,7	102	13,75	780	590	10000				
	9,8	115	12,21	780	590	10000				
	10,2	119	11,75	780	590	10000				
	11,0	129	10,85	780	590	10000				
	11,1	130	10,74	780	590	10000				
13,0	152	9,189	780	590	10000					
14,7	172	8,155	780	590	10000					
16,5	193	7,247	780	590	10000					
1500 Nm	0,01	0,08	17533	1500	475	19180	İRK İRK F	83 IR 53	178	70 77
	0,02	0,09	15157	1500	475	19180				
	0,02	0,11	12996	1500	475	19180				
	0,02	0,14	9908	1500	475	19180				
	0,03	0,16	8812	1500	475	19180				
	0,03	0,19	7420	1500	475	19180				
	0,04	0,22	6435	1500	475	19180				
	0,04	0,24	5762	1500	475	19180				
	0,05	0,30	4677	1500	475	19180				
	0,06	0,34	4097	1500	475	19180				
	0,07	0,39	3599	1500	475	19180				
	0,08	0,44	3199	1500	475	19180				
	0,08	0,48	2919	1500	475	19180				
	0,09	0,54	2577	1500	475	19180				
	0,11	0,61	2291	1500	475	19180				
	0,12	0,68	2047	1500	475	19180				
	0,13	0,75	1860	1500	475	19180				
	0,14	0,84	1669	1500	475	19180				
	0,16	0,93	1502	1500	475	19180				
	0,17	1,0	1378	1500	475	19180				
0,20	1,1	1226	1500	475	19180					



$n_1 = 1400$ d/d

Servis Faktörü Service Factor <i>Service Facteur Sf=1</i>	P1	n_2	i	M_2	F_{Q1}	F_{Q10}	Tip Type			
	GÜÇ Power <i>Puissance Hp</i>	Çıkış Devri Output Speeds <i>Vitesse de sortie [r.p.m.]</i>	Tahvil Ratio <i>Rapport de réduction</i>	Çıkış Momenti Output Torque <i>Couple de sortie [Nm]</i>	Rad. Yük Over Loads <i>Charges radiales</i>	Rad. Yük Over Loads <i>Charges radiales</i>				kg
1500 Nm	0,23	1,3	1041	1500	450	19180	İRK İRK F	83 İR 52	178	69 76
	0,26	1,5	915	1500	450	19180				
	0,30	1,7	801	1500	450	19180				
	0,33	2,0	712	1500	450	19180				
	0,38	2,2	629	1500	450	19180				
	0,42	2,5	562	1500	450	19180				
	0,52	3,1	454	1500	450	19180				
	0,57	3,4	416	1500	450	19180				
	0,64	3,8	370	1500	450	19180				
	0,72	4,3	329	1500	450	19180				
	0,81	4,8	294	1500	450	19180				
	0,90	5,3	264	1500	450	19180				
	1,0	6,1	228	1500	450	19180				
	0,38	2,3	619	1500	590	19180	İRK İRK F	84	176	76 82
	0,43	2,6	546	1500	590	19180				
	0,48	3	486	1500	590	19180				
	0,51	3	459	1500	590	19180				
	0,58	3	405	1500	590	19180				
	0,65	4	360	1500	590	19180				
	0,72	4	322	1500	590	19180				
	0,89	5	261	1500	590	19180	İRK İRK F	83	174	60 68
	0,97	5,9	236	1500	2150	19180				
	1,1	6,9	204	1500	2150	19180				
	1,3	8	180	1500	2150	19180				
	1,4	8	166	1500	2150	19180				
	1,6	10	143	1500	2150	19180				
	1,8	11	127	1500	2150	19180				
	2,0	12	113	1500	2150	19180				
	2,2	13	106	1500	2150	19180				
	2,5	15	93,77	1500	2150	19180				
	2,8	17	83,39	1500	2150	19180				
	3,1	19	74,67	1500	2150	19180				
	3,8	23	60,61	1500	2150	19180				
4,3	26	53,24	1500	2150	19180					
4,9	30	47,32	1500	2150	19180					
5,4	33	42,28	1500	2150	19180					
6,1	37	37,93	1500	2150	19180					
6,7	41	34,15	1500	2150	19180					
7,3	45	31,34	1500	2150	19180					
8,3	50	27,86	1500	2150	19180					
9,2	56	24,88	1500	2150	19180					

Güç Devir Tabloları / Performans Tables / Table de Performances



$n_1 = 1400$ d/d

Güç Devir Tabloları / Performans Tables / Table de Performances

Servis Faktörü Service Factor Service Facteur <i>Sf = 1</i>	P1 GÜÇ Power Puissance [kW] Hp	n_2 Çıkış Devri Output Speeds Vitesse de sortie [r.p.m.]	i Tahvil Ratio Rapport de réduction	M_2 Çıkış Momenti Output Torque Couple de sortie [Nm]	F_{Q1} Rad. Yük Over Loads Charges radiales [N]	F_{Q10} Rad. Yük Over Loads Charges radiales [N]	Tip Type			kg
	1500 Nm									
	10,3	63	22,33	1500	2150	19180	İRK İRK F	83	174	60 68
	11,9	72	19,33	1500	2150	19180				
	13,3	81	17,27	1500	2150	19180				
	14,8	90	15,50	1500	2150	19180				
	16,5	100	13,95	1500	2150	19180				
	18,3	111	12,59	1500	2150	19180				
	20,2	123	11,39	1500	2150	19180				
	22,3	136	10,31	1500	2150	19180				
	24,6	150	9,349	1500	2150	19180				
	27,6	168	8,350	1500	2150	19180				
	30,6	186	7,527	1500	2150	19180				
	33,7	205	6,824	1500	2150	19180				
	37,2	226	6,189	1500	2150	19180				
2700 Nm										
	0,03	0,10	14401	2700	590	24500	İRK İRK F	93 IR 63	184	114 127
	0,03	0,11	13063	2700	590	24500				
	0,04	0,12	11908	2700	590	24500				
	0,04	0,14	9885	2700	590	24500				
	0,05	0,16	8813	2700	590	24500				
	0,05	0,18	7913	2700	590	24500				
	0,06	0,20	7146	2700	590	24500				
	0,08	0,25	5699	2700	590	24500				
	0,08	0,27	5137	2700	590	24500				
	0,10	0,33	4218	2700	590	24500				
	0,11	0,35	3962	2700	590	24500				
	0,12	0,40	3484	2700	590	24500				
	0,14	0,44	3206	2700	590	24500				
	0,16	0,53	2632	2700	590	24500				
	0,19	0,60	2338	2700	590	24500				
	0,22	0,70	2002	2700	590	24500				
	0,24	0,78	1797	2700	590	24500				
	0,27	0,86	1620	2700	590	24500				
	0,30	0,95	1466	2700	590	24500				
	0,36	1,2	1210	2700	590	24500				
	0,38	1,3	1116	2700	550	24500	İRK İRK F	93 IR 62	184	113 126
	0,43	1,4	995	2700	550	24500				
	0,48	1,6	893	2700	550	24500				
	0,66	2,2	643	2700	550	24500				
	0,74	2,4	580	2700	550	24500				
	0,81	2,7	525	2700	550	24500				
	0,90	2,9	476	2700	550	24500				
	0,95	3,1	447	2700	550	24500				
	1,2	3,9	362	2700	550	24500				



$n_1 = 1400$ d/d

Servis Faktörü Service Factor <i>Service Facteur Sf=1</i>	P1 GÜÇ Power <i>Puissance</i>	n_2 Çıkış Devri Output Speeds <i>Vitesse de sortie</i>	i Tahvil Ratio <i>Rapport de réduction</i>	M_2 Çıkış Momenti Output Torque <i>Couple de sortie</i>	F_{Q1} Rad. Yük Over Loads <i>Charges radiales</i>	F_{Q10} Rad. Yük Over Loads <i>Charges radiales</i>	Tip Type			
	[kW] Hp	[r.p.m.]		[Nm]	[N]	[N]				kg
2700 Nm	1,3	4,3	327	2700	550	24500	İRK İRK F	93 IR 62	184	113 126
	1,5	5,0	280	2700	550	24500				
	1,7	5,6	252	2700	550	24500				
	1,9	6,2	227	2700	550	24500				
	2,1	6,8	205	2700	550	24500				
	2,3	7,5	186	2700	550	24500				
	0,84	2,8	502	2700	1200	24500	İRK İRK F	94	182	129 132
	0,92	3,1	455	2700	1200	24500				
	1,0	3,4	415	2700	1200	24500				
	1,2	4	344	2700	1200	24500				
	1,4	5	304	2700	1200	24500				
	1,6	5	271	2700	1200	24500				
	1,7	6	243	2700	1200	24500				
	1,9	6	219	2700	1200	24500				
	2,2	7	195	2700	1200	24500				
	2,3	7,8	179	2700	2600	24500				
	2,6	8,8	158	2700	2600	24500	İRK İRK F	93	180	126 130
	2,8	9,4	149	2700	2600	24500				
	3,1	10	134	2700	2600	24500				
	3,3	11	127	2700	2600	24500				
	3,8	13	109	2700	2600	24500				
	4,2	14	99,73	2700	2600	24500				
	5,0	17	82,79	2700	2600	24500				
	5,6	19	73,81	2700	2600	24500				
	6,2	21	66,27	2700	2600	24500				
	6,9	23	59,85	2700	2600	24500				
	7,8	26	53,18	2700	2600	24500				
	8,7	29	47,73	2700	2600	24500				
	9,6	33	43,03	2700	2600	24500				
	10,6	36	38,93	2700	2600	24500				
	11,7	40	35,33	2700	2600	24500				
	12,5	42	33,19	2700	2600	24500				
13,9	47	29,78	2700	2600	24500					
15,4	52	26,85	2700	2600	24500					
17,0	58	24,29	2700	2600	24500					
18,8	64	22,05	2700	2600	24500					
19,9	67	20,80	2700	2600	24500					
22,2	75	18,67	2700	2600	24500					
24,6	83	16,83	2700	2600	24500					
27,2	92	15,23	2700	2600	24500					
30,0	101	13,82	2700	2600	24500					
32,9	111	12,57	2700	2600	24500					



$n_1 = 1400$ d/d

Servis Faktörü Service Factor <i>Service Facteur Sf=1</i>	P1 GÜÇ Power <i>Puissance</i>	n_2 Çıkış Devri Output Speeds <i>Vitesse de sortie</i>	i Tahvil Ratio <i>Rapport de réduction</i>	M_2 Çıkış Momenti Output Torque <i>Couple de sortie</i>	F_{Q1} Rad. Yük Over Loads <i>Charges radiales</i>	F_{Q10} Rad. Yük Over Loads <i>Charges radiales</i>	Tip Type			
	[kW] Hp	[r.p.m.]		[Nm]	[N]	[N]				kg
2700 Nm	36,1	122	11,46	2700	2600	24500	İRK İRK F	93	180	126 130
	39,6	134	10,46	2700	2600	24500				
	43,3	146	9,560	2700	2600	24500				
	45,1	152	9,189	2700	2600	24500				
	49,4	167	8,376	2700	2600	24500				
	54,2	183	7,647	2700	2600	24500				
	59,3	200	6,989	2700	2600	24500				
	66,8	226	6,202	2700	2600	24500				
4300 Nm	0,04	0,08	18013	4300	590	37000	İRK İRK F	103 İR 63	190	181 201
	0,04	0,09	15999	4300	590	37000				
	0,05	0,10	14335	4300	590	37000				
	0,05	0,11	12937	4300	590	37000				
	0,06	0,12	11746	4300	590	37000				
	0,08	0,15	9169	4300	590	37000				
	0,09	0,18	7738	4300	590	37000				
	0,10	0,21	6820	4300	590	37000				
	0,13	0,26	5423	4300	590	37000				
	0,16	0,32	4412	4300	590	37000				
	0,17	0,35	4004	4300	590	37000				
	0,20	0,40	3486	4300	590	37000				
	0,25	0,51	2772	4300	590	37000				
	0,31	0,62	2255	4300	590	37000				
	0,34	0,68	2047	4300	590	37000				
	0,35	0,70	1993	4300	590	37000				
	0,44	0,89	1572	4300	590	37000				
	0,48	0,98	1427	4300	590	37000				
	0,53	1,1	1304	4300	590	37000				
	0,59	1,2	1174	4300	590	37000				
	0,65	1,3	1061	4300	590	37000				
	0,79	1,6	877	4300	590	37000				
	0,91	1,8	757	4300	590	37000				
	1,1	2,3	616	4300	590	37000				
	1,2	2,5	559	4300	590	37000				
	1,4	2,8	509	4300	590	37000				
	1,6	3,2	432	4300	590	37000				
	1,8	3,6	392	4300	590	37000				
	1,9	3,9	357	4300	590	37000				
	2,2	4,5	314	4300	550	37000				
	2,4	4,9	285	4300	550	37000				
	2,6	5,4	261	4300	550	37000				
2,9	6,0	235	4300	550	37000					
3,2	6,6	212	4300	550	37000					
3,9	8,0	175	4300	550	37000					
							İRK İRK F	103 İR 62	190	180 200



$n_1 = 1400$ d/d

Servis Faktörü Service Factor <i>Service Facteur Sf=1</i>	P1 GÜÇ Power <i>Puissance Hp</i> [kW] Hp	n_2 Çıkış Devri Output Speeds <i>Vitesse de sortie</i> [r.p.m.]	i Tahvil Ratio <i>Rapport de réduction</i>	M_2 Çıkış Momenti Output Torque <i>Couple de sortie</i> [Nm]	F_{Q1} Rad. Yük Over Loads <i>Charges radiales</i> [N]	F_{Q10} Rad. Yük Over Loads <i>Charges radiales</i> [N]	Tip Type			kg
4300 Nm	1,1	2,3	612	4300	1550	37000	İRK İRKF	104	188	203 223
	1,2	2,6	544	4300	1550	37000				
	1,4	2,9	490	4300	1550	37000				
	1,5	3	439	4300	1550	37000				
	1,7	4	396	4300	1550	37000				
	1,9	4	360	4300	1550	37000				
	2,2	5	301	4300	1550	37000				
	2,6	6	254	4300	1550	37000				
	3,0	6	224	4300	1550	37000				
	3,8	8	178	4300	1550	37000				
	4,2	9	160	4300	1550	37000				
	3,8	8,1	172	4300	3150	37000	İRK İRKF	103	186	131 136
	4,1	8,7	160	4300	3150	37000				
	4,7	9,9	141	4300	3150	37000				
	5,3	11	125	4300	3150	37000				
	5,9	12	112	4300	3150	37000				
	6,5	14	101	4300	3150	37000				
	7,2	15	91,80	4300	3150	37000				
	8,6	18	76,79	4300	3150	37000				
	10,2	22	64,81	4300	3150	37000				
	11,5	25	57,11	4300	3150	37000				
	14,5	31	45,42	4300	3150	37000				
	16,1	34	40,87	4300	3150	37000				
	17,9	38	36,95	4300	3150	37000				
	19,7	42	33,53	4300	3150	37000				
	21,5	46	30,65	4300	3150	37000				
	23,9	51	27,58	4300	3150	37000				
	26,5	56	24,93	4300	3150	37000				
	29,1	62	22,63	4300	3150	37000				
	32,0	68	20,60	4300	3150	37000				
	35,1	74	18,81	4300	3150	37000				
	37,1	79	17,80	4300	3150	37000				
	41,2	87	16,01	4300	3150	37000				
	45,6	97	14,48	4300	3150	37000				
50,2	107	13,14	4300	3150	37000					
55,1	117	11,96	4300	3150	37000					
60,4	128	10,92	4300	3150	37000					
66,0	140	9,992	4300	3150	37000					
72,0	153	9,158	4300	3150	37000					
85,4	181	7,724	4300	3150	37000					
92,9	197	7,102	4300	3150	37000					
101	214	6,533	4300	3150	37000					



$n_1 = 1400$ d/d

Güç Devir Tabloları / Performans Tables / Table de Performances

Servis Faktörü Service Factor Service Facteur <i>Sf = 1</i>	P1	n_2	i	M_2	F_{Q1}	F_{Q10}	Tip Type				
	GÜÇ	Çıkış Devri	Tahvil	Çıkış Momenti	Rad. Yük	Rad. Yük					
	Power	Output Speeds	Ratio	Output Torque	Over Loads	Over Loads					
	[kW] Hp	[r.p.m.]	Rapport de réduction	[Nm]	[N]	[N]			kg		
8000 Nm	0,08	0,09	15860	8000	1200	60800	İRK İRK F	123 İR 73	196	284 318	
	0,09	0,10	14323	8000	1200	60800					
	0,10	0,11	13014	8000	1200	60800					
	0,11	0,12	11886	8000	1200	60800					
	0,12	0,13	10903	8000	1200	60800					
	0,13	0,14	9721	8000	1200	60800					
	0,15	0,16	8585	8000	1200	60800					
	0,17	0,18	7630	8000	1200	60800					
	0,19	0,21	6596	8000	1200	60800					
	0,22	0,24	5893	8000	1200	60800					
	0,24	0,26	5288	8000	1200	60800					
	0,28	0,31	4526	8000	1200	60800					
	0,32	0,35	4023	8000	1200	60800					
	0,36	0,39	3594	8000	1200	60800					
	0,40	0,43	3225	8000	1200	60800					
	0,44	0,48	2903	8000	1200	60800					
	0,46	0,50	2781	8000	1200	60800					
	0,52	0,57	2472	8000	1200	60800					
	0,58	0,63	2208	8000	1200	60800					
	0,65	0,71	1982	8000	1200	60800					
	0,72	0,78	1784	8000	1200	60800					
	0,80	0,87	1610	8000	1200	60800					
	0,88	0,96	1456	8000	1200	60800					
	0,97	1,1	1319	8000	1200	60800					
	1,1	1,2	1195	8000	1200	60800					
	1,2	1,3	1084	8000	1200	60800					
		0,64	0,71	1983	8000	1200	60800	İRK İRK F	123 İR 72	196	282 316
		0,73	0,80	1743	8000	1200	60800				
		0,82	0,90	1549	8000	1200	60800				
		0,91	1,0	1389	8000	1200	60800				
		1,0	1,1	1255	8000	1200	60800				
		1,1	1,2	1140	8000	1200	60800				
	1,2	1,3	1041	8000	1200	60800					
	1,5	1,6	852	8000	1200	60800					
	1,7	1,9	752	8000	1200	60800					
	1,9	2,1	668	8000	1200	60800					
	2,1	2,3	597	8000	1200	60800					
	2,4	2,6	536	8000	1200	60800					
	2,8	3,1	458	8000	1200	60800					
	3,1	3,4	408	8000	1200	60800					
	3,5	3,8	364	8000	1200	60800					
	3,9	4,3	327	8000	1200	60800					



$n_1 = 1400$ d/d

Servis Faktörü Service Factor <i>Service Facteur Sf=1</i>	P1 GÜÇ Power <i>Puissance</i> [kW] Hp	n ₂ Çıkış Devri Output Speeds <i>Vitesse de sortie</i> [r.p.m.]	i Tahvil Ratio <i>Rapport de réduction</i>	M ₂ Çıkış Momenti Output Torque <i>Couple de sortie</i> [Nm]	F _{O1} Rad. Yük Over Loads <i>Charges radiales</i> [N]	F _{O1o} Rad. Yük Over Loads <i>Charges radiales</i> [N]	Tip Type			kg
8000 Nm	4,3	4,8	294	8000	1200	60800	İRK İRK F	123 İR 72	196	282 316
	4,5	5,0	282	8000	1200	60800				
	5,1	5,6	250	8000	1200	60800				
	5,5	6,1	228	8000	1200	60800				
	6,3	7,0	201	8000	1200	60800				
	7,0	7,7	181	8000	1200	60800				
	7,8	8,6	163	8000	1200	60800				
	8,5	9,5	148	8000	1200	60800				
	9,4	10	134	8000	1200	60800				
	10,5	12	121	8000	1200	60800				
	2,8	3,1	446	8000	1550	60000	İRK İRK F	124	194	314 344
	3,1	3	403	8000	1550	60000				
	3,4	4	366	8000	1550	60000				
	3,8	4	330	8000	1550	55000				
	4,1	5	302	8000	1550	55000				
	4,6	5	273	8000	1550	55000				
	5,0	6	249	8000	1550	55000				
	5,4	6	229	8000	1550	50000				
	6,1	7	204	8000	1550	50000				
	6,9	8	180	8000	1550	50000				
	7,8	9	160	8000	1550	50000	İRK İRK F	123	192	293 327
	8,7	10	143	8000	1550	50000				
	8,4	9,6	147	8000	3750	60000				
	9,5	11	129	8000	3750	60000				
	10,7	12	115	8000	3750	60000				
	12,0	14	103	8000	3750	55000				
	13,2	15	92,73	8000	3750	55000				
	14,6	17	84,26	8000	3750	55000				
	15,9	18	76,95	8000	3750	55000				
	17,4	20	70,59	8000	3750	50000				
	19,5	22	62,94	8000	3750	50000				
	22,1	25	55,58	8000	3750	50000				
	24,8	28	49,40	8000	3750	50000				
27,8	32	44,14	8000	3750	50000					
31,0	35	39,60	8000	3750	45000					
36,2	41	33,90	8000	3750	45000					
40,7	46	30,13	8000	3750	40000					
45,6	52	26,92	8000	3750	40000					
50,8	58	24,15	8000	3750	40000					
56,5	64	21,74	8000	3750	40000					
58,9	67	20,83	8000	3750	40000					
66,3	76	18,51	8000	3750	40000					



$n_1 = 1400$ d/d

Güç Devir Tabloları / Performans Tables / Table de Performances

Servis Faktörü Service Factor <i>Service Facteur Sf=1</i>	P1 GÜÇ Power <i>Puissance</i>	n_2 Çıkış Devri Output Speeds <i>Vitesse de sortie</i>	i Tahvil Ratio <i>Rapport de réduction</i>	M_2 Çıkış Momenti Output Torque <i>Couple de sortie</i>	F_{Q1} Rad. Yük Over Loads <i>Charges radiales</i>	F_{Q10} Rad. Yük Over Loads <i>Charges radiales</i>	Tip Type			
	[kW] Hp	[r.p.m.]		[Nm]	[N]	[N]				kg
8000 Nm	74,2	85	16,54	8000	3750	35000	İRK İRK F	123	192	293 327
	82,7	94	14,84	8000	3750	35000				
	91,9	105	13,36	8000	3750	35000				
	102	116	12,06	8000	3750	35000				
	113	128	10,90	8000	3750	25000				
	124	142	9,875	8000	3750	25000				
	137	156	8,952	8000	3750	25000				
	151	172	8,120	8000	3750	25000				
13000 Nm	0,10	0,07	21208	13000	1200	75000	İRK İRK F	143 İR 73	202	514 562
	0,11	0,08	18335	13000	1200	75000				
	0,14	0,09	14883	13000	1200	75000				
	0,17	0,11	12431	13000	1200	75000				
	0,19	0,13	10939	13000	1200	75000				
	0,21	0,14	9706	13000	1200	75000				
	0,24	0,16	8552	13000	1200	75000				
	0,27	0,18	7589	13000	1200	75000				
	0,31	0,21	6779	13000	1200	75000				
	0,34	0,23	6090	13000	1200	75000				
	0,38	0,25	5495	13000	1200	75000				
	0,41	0,28	5059	13000	1200	75000				
	0,46	0,31	4489	13000	1200	75000				
	0,52	0,35	4010	13000	1200	75000				
	0,58	0,39	3602	13000	1200	75000				
	0,64	0,43	3251	13000	1200	75000				
	0,76	0,51	2728	13000	1200	75000				
	0,93	0,62	2245	13000	1200	75000				
	1,1	0,75	1866	13000	1200	75000				
	1,2	0,80	1757	13000	1200	75000				
1,4	0,97	1446	13000	1200	75000	İRK İRK F	143 İR 72	202	512 560	
1,6	1,1	1259	13000	1200	75000					
1,9	1,3	1108	13000	1200	75000					
2,1	1,4	983	13000	1200	75000					
2,4	1,6	866	13000	1200	75000					
2,7	1,8	769	13000	1200	75000					
3,0	2,0	686	13000	1200	75000					
3,4	2,3	598	13000	1200	75000					
3,9	2,6	530	13000	1200	75000					
4,3	3,0	474	13000	1200	75000					
5,4	3,6	384	13000	1200	71000					
5,8	4,0	353	13000	1200	71000					
6,5	4,5	314	13000	1200	71000					
7,3	4,9	283	13000	1200	71000					



$n_1 = 1400$ d/d

Servis Faktörü Service Factor <i>Service Facteur Sf=1</i>	P1	n_2	i	M_2	F_{Q1}	F_{Q10}	Tip Type			kg
	GÜÇ Power <i>Puissance Hp</i>	Çıkış Devri Output Speeds <i>Vitesse de sortie [r.p.m.]</i>	Tahvil Ratio <i>Rapport de réduction</i>	Çıkış Momenti Output Torque <i>Couple de sortie [Nm]</i>	Rad. Yük Over Loads <i>Charges radiales</i>	Rad. Yük Over Loads <i>Charges radiales</i>				
13000 Nm	8,2	5,6	250	13000	1200	71000	İRK İRK F	143 İR 72	202	512 560
	9,1	6,2	225	13000	1200	71000				
	10,1	6,9	203	13000	1200	71000				
	12,1	8,2	170	13000	1200	71000				
	13,6	9,3	151	13000	1200	71000				
	15,2	10	135	13000	1200	71000				
	3,6	2,5	564	13000	1550	75000	İRK İRK F	143 İR 82	204	549 597
	4,1	2,8	501	13000	1550	75000				
	4,6	3,1	447	13000	1550	75000				
	5,1	3,5	402	13000	1550	75000				
	5,7	3,9	363	13000	1550	71000				
	6,4	4,4	320	13000	1550	71000				
	7,9	5,4	261	13000	1550	71000				
	9,4	6,4	219	13000	1550	71000				
	11,4	7,7	181	13000	1550	71000				
	12,5	8,5	164	13000	1550	71000				
	15,0	10	137	13000	1550	71000				
	2,8	1,9	726	13000	3750	65000				
	3,1	2	652	13000	3750	65000				
	3,4	2	589	13000	3750	65000				
	4,1	3	492	13000	3750	65000				
	4,7	3	433	13000	3750	65000				
	5,3	4	384	13000	3750	65000				
	6,0	4	339	13000	3750	61500				
	6,7	5	300	13000	3750	61500				
	7,5	5	268	13000	3750	61500				
	8,4	6	241	13000	3750	55000				
	9,3	6	218	13000	3750	55000				
	10,1	7	200	13000	3750	55000	İRK İRK F	143	198	530 578
	11,4	8	178	13000	3750	55000				
	12,8	9	159	13000	3750	50000				
	12,9	9,1	154	13000	3750	65000				
	14,5	10	137	13000	3750	65000				
16,2	11	123	13000	3750	65000					
17,9	13	111	13000	3750	65000					
21,4	15	93,10	13000	3750	65000					
24,3	17	81,92	13000	3750	65000					
27,4	19	72,69	13000	3750	61500					
31,1	22	64,05	13000	3750	61500					
35,1	25	56,83	13000	3750	61500					
39,3	28	50,77	13000	3750	55000					
43,7	31	45,61	13000	3750	55000					



$n_1 = 1400$ d/d

Güç Devir Tabloları / Performans Tables / Table de Performances

Servis Faktörü Service Factor <i>Service Facteur Sf = 1</i>	P1 GÜÇ Power <i>Puissance</i>	n_2 Çıkış Devri Output Speeds <i>Vitesse de sortie</i>	i Tahvil Ratio <i>Rapport de réduction</i>	M_2 Çıkış Momenti Output Torque <i>Couple de sortie</i>	F_{Q1} Rad. Yük Over Loads <i>Charges radiales</i>	F_{Q10} Rad. Yük Over Loads <i>Charges radiales</i>	Tip Type			
	[kW] Hp	[r.p.m.]		[Nm]	[N]	[N]				kg
13000 Nm	48,5	34	41,15	13000	3750	55000	İRK İRK F	143	198	530 578
	52,6	37	37,89	13000	3750	55000				
	59,3	42	33,62	13000	3750	50000				
	66,4	47	30,03	13000	3750	50000				
	73,9	52	26,98	13000	3750	50000				
	81,9	58	24,35	13000	3750	45000				
	88,1	62	22,64	13000	3750	45000				
	97,6	69	20,43	13000	3750	45000				
	108	76	18,50	13000	3750	38500				
	119	83	16,81	13000	3750	38500				
	130	91	15,32	13000	3750	38500				
	143	100	13,98	13000	3750	38500				
	152	106	13,16	13000	3750	38500				
	167	117	11,92	13000	3750	36000				
	184	129	10,83	13000	3750	36000				
	202	142	9,863	13000	3750	36000				
	222	156	9,002	13000	3750	36000				
	265	186	7,533	13000	3750	36000				
	289	203	6,901	13000	3750	36000				
	13000 Nm	0,15	0,07	18995	18000	2500				
0,16		0,08	16945	18000	2500	110000				
0,18		0,09	15222	18000	2500	110000				
0,21		0,10	13356	18000	2500	110000				
0,24		0,12	11442	18000	2500	110000				
0,27		0,14	10326	18000	2500	110000				
0,29		0,15	9376	18000	2500	110000				
0,35		0,18	7843	18000	2500	110000				
0,43		0,22	6470	18000	2500	110000				
0,54		0,27	5152	18000	2500	110000				
0,60		0,30	4609	18000	2500	110000				
0,67		0,34	4133	18000	2500	110000				
0,76		0,39	3627	18000	2500	110000				
0,85		0,43	3237	18000	2500	110000				
0,95		0,48	2905	18000	2500	110000				
1,0		0,51	2731	18000	2500	110000				
1,2		0,60	2340	18000	2500	110000				
1,3		0,67	2098	18000	2500	110000				
1,5		0,76	1841	18000	2500	110000				
1,7		0,85	1643	18000	2500	110000				
13000 Nm	1,5	0,75	1859	18000	2500	110000	İRK İRK F	153 İR 92	210	880 970
	1,7	0,85	1638	18000	2500	110000				
	2,1	1,07	1303	18000	2500	110000				



$n_1 = 1400$ d/d

Servis Faktörü Service Factor <i>Service Facteur Sf = 1</i>	P1	n_2	i	M_2	F_{Q1}	F_{Q10}	Tip Type				
	GÜÇ Power <i>Puissance Hp</i>	Çıkış Devri Output Speeds <i>Vitesse de sortie [r.p.m.]</i>	Tahvil Ratio <i>Rapport de réduction</i>	Çıkış Momenti Output Torque <i>Couple de sortie [Nm]</i>	Rad. Yük Over Loads <i>Charges radiales</i>	Rad. Yük Over Loads <i>Charges radiales</i>				kg	
13000 Nm	2,4	1,22	1143	18000	2500	110000	İRK İRK F	153 İR 92	210	880 970	
	2,8	1,43	977	18000	2500	110000					
	3,1	1,59	878	18000	2500	110000					
	3,5	1,76	795	18000	2500	110000					
	3,9	1,96	715	18000	2500	110000					
	4,4	2,24	626	18000	2500	110000					
	4,9	2,50	559	18000	2500	110000					
	5,5	2,79	502	18000	2500	110000					
	6,3	3,20	438	18000	2500	110000					
	7,1	3,58	391	18000	2500	110000					
	7,8	3,94	355	18000	2500	110000					
	8,7	4,43	316	18000	2500	110000					
	9,7	4,90	286	18000	2500	110000					
	10,6	5,38	260	18000	2500	110000					
	11,7	5,93	236	18000	2500	110000					
	14,1	7,14	196	18000	2500	110000					
	16,8	8,54	164	18000	2500	110000					
		6,8	3,43	408	18000	3750	110000	İRK İRK F	153 İR 102	212	896 986
		7,6	3,85	364	18000	3750	110000				
		8,4	4,28	327	18000	3750	110000				
		9,4	4,75	295	18000	3750	110000				
		10,4	5,26	266	18000	3750	110000				
		11,2	5,69	246	18000	3750	110000				
		12,0	6,09	230	18000	3750	110000				
		14,4	7,29	192	18000	3750	110000				
		16,1	8,19	171	18000	3750	110000				
		18,0	9,15	153	18000	3750	110000				
		5,1	2,6	547	18000	3750	110000	İRK İRK F	154	208	871 961
		5,7	3	496	18000	3750	110000				
		7,3	4	386	18000	3750	110000				
		8,1	4	344	18000	3750	110000				
		9,1	5	309	18000	3750	110000				
		10,3	5	271	18000	3750	110000				
	12,1	6	232	18000	3750	110000					
	13,4	7	208	18000	3750	110000					
	16,2	8	173	18000	3750	110000					
	18,0	9	156	18000	3750	110000					
	20,5	10	137	18000	3750	110000					
	23,0	11	122	18000	3750	110000					

Güç Devir Tabloları / Performans Tables / Table de Performances



$n_1 = 1400$ d/d

Servis Faktörü Service Factor <i>Service Facteur Sf=1</i>	P1 GÜÇ Power <i>Puissance</i>	n_2 Çıkış Devri Output Speeds <i>Vitesse de sortie</i>	i Tahvil Ratio <i>Rapport de réduction</i>	M_2 Çıkış Momenti Output Torque <i>Couple de sortie</i>	F_{Q1} Rad. Yük Over Loads <i>Charges radiales</i>	F_{Q1o} Rad. Yük Over Loads <i>Charges radiales</i>	Tip Type			
	[kW] Hp	[r.p.m.]		[Nm]	[N]	[N]				kg
13000 Nm	19,6	10,0	141	18000	5250	110000	İRK İRKf	153	206	830 920
	21,7	11	127	18000	5250	110000				
	27,8	14	99,25	18000	5250	110000				
	31,2	16	88,54	18000	5250	110000				
	34,7	18	79,54	18000	5250	110000				
	39,6	20	69,79	18000	5250	110000				
	46,3	23	59,68	18000	5250	110000				
	51,5	26	53,61	18000	5250	110000				
	58,7	30	47,04	18000	5250	110000				
	65,8	33	41,99	18000	5250	110000				
	73,3	37	37,68	18000	5250	110000				
	83,9	43	32,91	18000	5250	110000				
	94,0	48	29,37	18000	5250	110000				
	105	53	26,36	18000	5250	110000				
	116	59	23,76	18000	5250	110000				
	128	65	21,50	18000	5250	110000				
	141	72	19,51	18000	5250	110000				
	156	79	17,75	18000	5250	110000				
187	95	14,77	18000	5250	110000					
224	113	12,35	18000	5250	110000					



$n_1 = 900 \text{ d/d}$

Servis Faktörü Service Factor <i>Service Facteur Sf=1</i>	P1 GÜÇ Power <i>Puissance</i>	n_2 Çıkış Devri Output Speeds <i>Vitesse de sortie</i>	i Tahvil Ratio <i>Rapport de réduction</i>	M_2 Çıkış Momenti Output Torque <i>Couple de sortie</i>	F_{Q1} Rad. Yük Over Loads <i>Charges radiales</i>	F_{Q10} Rad. Yük Over Loads <i>Charges radiales</i>	Tip Type			
	[kW] Hp	[r.p.m.]	[Nm]	[N]	[N]	kg				
160 Nm	0,20	12	77,20	160	390	4500	İRK İRK F	43	160	17 18
	0,24	14	66,47	160	390	4500				
	0,27	16	57,78	160	390	4500				
	0,31	18	50,60	160	390	4500				
	0,36	21	43,56	160	390	4500				
	0,41	24	38,14	160	390	4500				
	0,47	27	33,60	160	390	4500				
	0,49	28	32,18	160	390	4500				
	0,53	30	29,92	160	390	4500				
	0,55	31	28,66	160	390	4500				
	0,62	36	25,25	160	390	4500				
	0,71	40	22,34	160	390	4500				
	0,80	45	19,83	160	390	4500				
	0,89	51	17,65	160	390	4500				
	1,0	57	15,73	160	390	4500				
	1,1	63	14,25	160	390	4500				
	1,3	73	12,27	160	390	4500				
	1,5	84	10,67	160	390	4500				
	1,7	96	9,341	160	390	4500				
	1,9	109	8,228	160	390	4500				
200 Nm	0,26	12	77,20	200	390	4500	İRK İRK F	53	162	21 23
	0,30	14	66,47	200	390	4500				
	0,34	16	57,78	200	390	4500				
	0,39	18	50,60	200	390	4500				
	0,45	21	43,56	200	390	4500				
	0,52	24	38,14	200	390	4500				
	0,59	27	33,60	200	390	4500				
	0,61	28	32,18	200	390	4500				
	0,66	30	29,92	200	390	4500				
	0,69	31	28,66	200	390	4500				
0,78	36	25,25	200	390	4500					
0,88	40	22,34	200	390	4500					
0,99	45	19,83	200	390	4500					
1,1	51	17,65	200	390	4500					
1,3	57	15,73	200	390	4500					

Güç Devir Tabloları / Performans Tables / Table de Performances



$n_1 = 900$ d/d

Güç Devir Tabloları / Performans Tables / Table de Performances

Servis Faktörü Service Factor <i>Service Facteur Sf=1</i>	P1 GÜÇ Power <i>Puissance</i>	n_2 Çıkış Devri Output Speeds <i>Vitesse de sortie</i>	i Tahvil Ratio <i>Rapport de réduction</i>	M_2 Çıkış Momenti Output Torque <i>Couple de sortie</i>	F_{Q1} Rad. Yük Over Loads <i>Charges radiales</i>	F_{Q10} Rad. Yük Over Loads <i>Charges radiales</i>	Tip Type			
	[kW] Hp	[r.p.m.]		[Nm]	[N]	[N]				kg
200 Nm	1,4	63	14,25	200	390	4500	İRK İRK F	52	162	18 19
	1,6	73	12,27	200	390	4500				
	1,8	84	10,67	200	390	4500				
	2,1	96	9,341	200	390	4500				
	2,4	109	8,228	200	390	4500				
	2,7	124	7,280	200	390	4500				
	3,0	139	6,463	200	390	4500				
	3,4	156	5,751	200	390	4500				
	3,8	176	5,125	200	390	4500				
	4,0	185	4,852	200	390	4500				
	4,5	208	4,324	200	390	4500				
400 Nm	0,00	0,09	9714	400	475	7000	İRK İRK F	63 IR 53	166	40 43
	0,00	0,10	8753	400	475	7000				
	0,01	0,12	7591	400	475	7000				
	0,01	0,13	6899	400	475	7000				
	0,01	0,15	5810	400	475	7000				
	0,01	0,18	5039	400	475	7000				
	0,01	0,20	4414	400	475	7000				
	0,01	0,23	3898	400	475	7000				
	0,01	0,26	3415	400	475	7000				
	0,01	0,33	2769	400	475	7000				
	0,02	0,37	2445	400	475	7000				
	0,02	0,41	2173	400	475	7000				
	0,02	0,48	1868	400	475	7000				
	0,02	0,54	1669	400	475	7000				
	0,03	0,60	1497	400	475	7000				
	0,03	0,7	1348	400	475	7000				
	0,03	0,7	1216	400	475	7000				
	0,04	0,8	1100	400	475	7000				
	0,05	1,0	868	400	475	7000	İRK İRK F	63 IR 52	166	39 42
	0,05	1,2	771	400	475	7000				
	0,06	1,4	663	400	475	7000				
	0,07	1,5	592	400	475	7000				
	0,08	1,7	531	400	475	7000				
0,09	1,9	478	400	475	7000					
0,09	2,1	432	400	475	7000					
0,11	2,4	378	400	475	7000					
0,12	2,6	342	400	475	7000					
0,13	2,8	325	400	475	7000					
0,14	3,1	288	400	475	7000					
0,16	3,6	253	400	475	7000					
0,18	4,0	226	400	475	7000					



$n_1 = 900 \text{ d/d}$

Servis Faktörü Service Factor <i>Service Facteur Sf=1</i>	P1 GÜÇ Power <i>Puissance</i>	n_2 Çıkış Devri Output Speeds <i>Vitesse de sortie</i>	i Tahvil Ratio <i>Rapport de réduction</i>	M_2 Çıkış Momenti Output Torque <i>Couple de sortie</i>	F_{Q1} Rad. Yük Over Loads <i>Charges radiales</i>	F_{Q10} Rad. Yük Over Loads <i>Charges radiales</i>	Tip Type			kg
	[kW] Hp	[r.p.m.]		[Nm]	[N]	[N]				
400 Nm	0,20	4,4	203	400	475	7000	İRK İRK F	63 IR 52	166	39 42
	0,22	4,9	183	400	475	7000				
	0,25	5,6	161	400	475	7000				
	0,28	6,2	146	400	475	7000				
	0,29	6	139	400	475	7000				
	0,33	7	125	400	475	7000				
	0,36	8	113	400	475	7000				
	0,38	8	108	400	475	7000				
	0,43	9	95,00	400	475	7000				
	0,30	7	133,140	400	590	7000	İRK İRK F	63	164	26 29
	0,33	7	121,008	400	590	7000				
	0,34	8	115,460	400	590	7000				
	0,38	9	104,939	400	590	7000				
	0,43	10	91,93	400	590	7000				
	0,48	11	82,84	400	590	7000				
	0,55	13	71,84	400	590	7000				
	0,60	14	65,30	400	590	7000				
	0,69	16	57,20	400	590	7000				
	0,78	18	50,52	400	590	7000				
	0,88	20	44,90	400	590	7000				
	1,0	23	38,58	400	590	7000				
	1,1	26	34,47	400	590	7000				
	1,3	29	30,93	400	590	7000				
	1,4	32	27,84	400	590	7000				
	1,6	36	25,13	400	590	7000				
	1,7	40	22,73	400	590	7000				
	1,8	42	21,59	400	590	7000				
	2,1	47	19,11	400	590	7000				
	2,3	53	16,84	400	590	7000				
	2,6	60	15,04	400	590	7000				
	2,9	67	13,50	400	590	7000				
	3,2	74	12,15	400	590	7000				
	3,6	82	10,97	400	590	7000				
3,8	86	10,44	400	590	7000					
4,2	96	9,423	400	590	7000					
4,6	106	8,521	400	590	7000					
4,9	111	8,096	400	590	7000					
5,5	126	7,165	400	590	7000					
780 Nm	0,01	0,07	12336	780	475	12100	İRK İRK F	73 IR 53	172	42 48
	0,01	0,08	11126	780	475	12100				
	0,01	0,09	9648	780	475	12100				
	0,01	0,11	8183	780	475	12100				



$n_1 = 900$ d/d

Güç Devir Tabloları / Performans Tables / Table de Performances

Servis Faktörü Service Factor <i>Service Facteur Sf = 1</i>	P1 GÜÇ Power <i>Puissance</i>	n_2 Çıkış Devri Output Speeds <i>Vitesse de sortie</i>	i Tahvil Ratio <i>Rapport de réduction</i>	M_2 Çıkış Momenti Output Torque <i>Couple de sortie</i>	F_{Q1} Rad. Yük Over Loads <i>Charges radiales</i>	F_{Q10} Rad. Yük Over Loads <i>Charges radiales</i>	Tip Type			
	[kW] Hp	[r.p.m.]		[Nm]	[N]	[N]				kg
780 Nm	0,01	0,13	7096	780	475	12100	İRK İRK F	73 IR 53	172	42 48
	0,01	0,14	6217	780	475	12100				
	0,01	0,16	5735	780	475	12100				
	0,02	0,18	4892	780	475	12100				
	0,02	0,20	4460	780	475	12100				
	0,02	0,26	3475	780	475	12100				
	0,03	0,32	2808	780	475	12100				
	0,03	0,35	2544	780	475	12100				
	0,03	0,39	2314	780	475	12100				
	0,04	0,47	1932	780	475	12100				
	0,05	0,51	1762	780	475	12100				
	0,05	0,58	1556	780	475	12100				
	0,06	0,66	1368	780	475	12100				
	0,07	0,8	1089	780	475	12100	İRK İRK F	73 IR 52	172	41 47
	0,09	1,0	880	780	475	12100				
	0,10	1,1	797	780	475	12100				
	0,11	1,3	697	780	475	12100				
	0,13	1,4	634	780	475	12100				
	0,15	1,7	529	780	475	12100				
	0,16	1,9	484	780	475	12100				
	0,19	2,1	426	780	475	12100				
	0,21	2,4	380	780	475	12100				
	0,24	2,7	335	780	475	12100				
	0,27	3,1	295	780	475	12100				
	0,30	3,5	260	780	475	12100				
	0,36	4,1	222	780	475	12100				
	0,40	4,6	196	780	475	12100				
	0,46	5,2	173	780	475	12100				
	0,51	5,8	156	780	475	12100				
	0,57	6,5	138	780	475	12100				
	0,65	7,4	122	780	475	12100				
	0,20	2,3	388	780	475	12100	İRK İRK F	74	170	39 43
	0,26	3,0	305	780	475	12100				
0,32	3,7	246	780	475	12100					
0,37	4,3	210	780	475	12100					
0,41	4,7	191	780	475	12100					
0,48	5,5	163	780	475	12100					
0,59	6,8	131	780	475	12100					
0,66	7,6	119	780	475	12100	İRK İRK F	73	168	36 42	
0,57	6,7	134	780	590	12100					
0,62	7,2	125	780	590	12100					
0,66	7,7	117	780	590	12100					



$n_1 = 900 \text{ d/d}$

Servis Faktörü Service Factor <i>Service Facteur Sf=1</i>	P1	n_2	i	M_2	F_{Q1}	F_{Q10}	Tip Type			
	GÜÇ Power <i>Puissance Hp</i>	Çıkış Devri Output Speeds <i>Vitesse de sortie [r.p.m.]</i>	Tahvil Ratio <i>Rapport de réduction</i>	Çıkış Momenti Output Torque <i>Couple de sortie [Nm]</i>	Rad. Yük Over Loads <i>Charges radiales</i>	Rad. Yük Over Loads <i>Charges radiales</i>				kg
780 Nm	0,84	9,8	91,96	780	590	12100	İRK İRK F	73	168	36 42
	1,0	12	74,32	780	590	12100				
	1,2	14	63,40	780	590	11000				
	1,5	18	51,24	780	590	11000				
	1,7	19	46,41	780	590	11000				
	1,8	21	42,21	780	590	11000				
	2,2	26	35,25	780	590	10500				
	2,4	28	32,15	780	590	10500				
	2,7	32	28,39	780	590	10500				
	3,1	36	24,95	780	590	10500				
	3,5	41	22,02	780	590	10500				
	3,9	46	19,51	780	590	10500				
	4,4	51	17,59	780	590	10500				
	5,0	58	15,53	780	590	10500				
	5,6	65	13,75	780	590	10000				
	6,3	74	12,21	780	590	10000				
	6,5	77	11,75	780	590	10000				
	7,1	83	10,85	780	590	10000				
	7,2	84	10,74	780	590	10000				
	8,4	98	9,189	780	590	10000				
9,4	110	8,155	780	590	10000					
10,6	124	7,247	780	590	10000					
1500 Nm	0,01	0,05	17533	1500	475	19180	İRK İRK F	83 IR 53	178	70 77
	0,01	0,06	15157	1500	475	19180				
	0,01	0,07	12996	1500	475	19180				
	0,02	0,09	9908	1500	475	19180				
	0,02	0,10	8812	1500	475	19180				
	0,02	0,12	7420	1500	475	19180				
	0,02	0,14	6435	1500	475	19180				
	0,03	0,16	5762	1500	475	19180				
	0,03	0,19	4677	1500	475	19180				
	0,04	0,22	4097	1500	475	19180				
	0,04	0,25	3599	1500	475	19180				
	0,05	0,28	3199	1500	475	19180				
	0,05	0,31	2919	1500	475	19180				
	0,06	0,35	2577	1500	475	19180				
	0,07	0,39	2291	1500	475	19180				
	0,08	0,44	2047	1500	475	19180				
	0,08	0,48	1860	1500	475	19180				
	0,09	0,54	1669	1500	475	19180				
	0,10	0,60	1502	1500	475	19180				
	0,11	0,7	1378	1500	475	19180				
0,13	0,7	1226	1500	475	19180					



$n_1 = 900$ d/d

Güç Devir Tabloları / Performans Tables / Table de Performances

Servis Faktörü Service Factor <i>Service Facteur</i> <i>Sf = 1</i>	P1 GÜÇ Power <i>Puissance</i>	n_2 Çıkış Devri Output Speeds <i>Vitesse de sortie</i>	i Tahvil Ratio <i>Rapport de réduction</i>	M_2 Çıkış Momenti Output Torque <i>Couple de sortie</i>	F_{Q1} Rad. Yük Over Loads <i>Charges radiales</i>	F_{Q10} Rad. Yük Over Loads <i>Charges radiales</i>	Tip Type			
	[kW] Hp	[r.p.m.]		[Nm]	[N]	[N]				kg
1500 Nm	0,15	0,9	1041	1500	450	19180	İRK İRK F	83 IR 52	178	69 76
	0,17	1,0	915	1500	450	19180				
	0,19	1,1	801	1500	450	19180				
	0,21	1,3	712	1500	450	19180				
	0,24	1,4	629	1500	450	19180				
	0,27	1,6	562	1500	450	19180				
	0,34	2,0	454	1500	450	19180				
	0,37	2,2	416	1500	450	19180				
	0,41	2,4	370	1500	450	19180				
	0,46	2,7	329	1500	450	19180				
	0,52	3,1	294	1500	450	19180				
	0,58	3,4	264	1500	450	19180				
	0,67	3,9	228	1500	450	19180				
	0,24	1,5	619,088	1500	590	19180				
	0,28	1,6	545,947	1500	590	19180				
	0,31	2	485,526	1500	590	19180				
	0,33	2	458,905	1500	590	19180				
	0,37	2	404,688	1500	590	19180				
	0,42	3	359,900	1500	590	19180				
	0,47	3	322,279	1500	590	19180				
	0,57	3	261,299	1500	590	19180				
	0,63	3,8	236,322	1500	2150	19180	İRK İRK F	83	00	60 68
	0,72	4,4	204,303	1500	2150	19180				
	0,82	5	180,166	1500	2150	19180				
	0,89	5	165,920	1500	2150	19180				
	1,0	6	143,440	1500	2150	19180				
	1,2	7	126,500	1500	2150	19180				
	1,3	8	112,500	1500	2150	19180				
	1,4	8	106,331	1500	2150	19180				
	1,6	10	93,77	1500	2150	19180				
	1,8	11	83,39	1500	2150	19180				
	2,0	12	74,67	1500	2150	19180				
	2,4	15	60,61	1500	2150	19180				
	2,8	17	53,24	1500	2150	19180				
	3,1	19	47,32	1500	2150	19180				
	3,5	21	42,28	1500	2150	19180				
	3,9	24	37,93	1500	2150	19180				
	4,3	26	34,15	1500	2150	19180				
	4,7	29	31,34	1500	2150	19180				
	5,3	32	27,86	1500	2150	19180				
5,9	36	24,88	1500	2150	19180					
6,6	40	22,33	1500	2150	19180					



$n_1 = 900 \text{ d/d}$

Servis Faktörü Service Factor <i>Service Facteur Sf=1</i>	P1 GÜÇ Power <i>Puissance</i>	n_2 Çıkış Devri Output Speeds <i>Vitesse de sortie</i>	i Tahvil Ratio <i>Rapport de réduction</i>	M_2 Çıkış Momenti Output Torque <i>Couple de sortie</i>	F_{O1} Rad. Yük Over Loads <i>Charges radiales</i>	F_{O10} Rad. Yük Over Loads <i>Charges radiales</i>	Tip Type			kg	
	[kW] Hp	[r.p.m.]		[Nm]	[N]	[N]					
1500 Nm	7,7	47	19,33	1500	2150	19180	İRK İRK F	83	174	60 68	
	8,6	52	17,27	1500	2150	19180					
	9,5	58	15,50	1500	2150	19180					
	10,6	65	13,95	1500	2150	19180					
	11,7	71	12,59	1500	2150	19180					
	13,0	79	11,39	1500	2150	19180					
	14,3	87	10,31	1500	2150	19180					
	15,8	96	9,349	1500	2150	19180					
	17,7	108	8,350	1500	2150	19180					
	19,7	120	7,527	1500	2150	19180					
	21,7	132	6,824	1500	2150	19180					
23,9	145	6,189	1500	2150	19180						
2700 Nm	0,02	0,06	14401	2700	590	24500	İRK İRK F	93 İR 63	184	114 127	
	0,02	0,07	13063	2700	590	24500					
	0,02	0,08	11908	2700	590	24500					
	0,03	0,09	9885	2700	590	24500					
	0,03	0,10	8813	2700	590	24500					
	0,04	0,11	7913	2700	590	24500					
	0,04	0,13	7146	2700	590	24500					
	0,05	0,16	5699	2700	590	24500					
	0,05	0,18	5137	2700	590	24500					
	0,07	0,21	4218	2700	590	24500					
	0,07	0,23	3962	2700	590	24500					
	0,08	0,26	3484	2700	590	24500					
	0,09	0,28	3206	2700	590	24500					
	0,11	0,34	2632	2700	590	24500					
	0,12	0,38	2338	2700	590	24500					
	0,14	0,45	2002	2700	590	24500					
	0,16	0,50	1797	2700	590	24500					
	0,17	0,56	1620	2700	590	24500					
	0,19	0,61	1466	2700	590	24500					
	0,23	0,7	1210	2700	590	24500					
		0,25	0,8	1116	2700	550	24500	İRK İRK F	93 İR 62	184	113 126
		0,28	0,9	995	2700	550	24500				
		0,31	1,0	893	2700	550	24500				
	0,43	1,4	643	2700	550	24500					
	0,47	1,6	580	2700	550	24500					
	0,52	1,7	525	2700	550	24500					
	0,58	1,9	476	2700	550	24500					
	0,61	2,0	447	2700	550	24500					
	0,76	2,5	362	2700	550	24500					
	0,84	2,8	327	2700	550	24500					



$n_1 = 900$ d/d

Güç Devir Tabloları / Performans Tables / Table de Performances

Servis Faktörü Service Factor <i>Service Facteur Sf=1</i>	P1 GÜÇ Power <i>Puissance</i>	n_2 Çıkış Devri Output Speeds <i>Vitesse de sortie</i>	i Tahvil Ratio <i>Rapport de réduction</i>	M_2 Çıkış Momenti Output Torque <i>Couple de sortie</i>	F_{Q1} Rad. Yük Over Loads <i>Charges radiales</i>	F_{Q10} Rad. Yük Over Loads <i>Charges radiales</i>	Tip Type			
	[kW] Hp	[r.p.m.]		[Nm]	[N]	[N]				kg
2700 Nm	0,98	3,2	280	2700	550	24500	İRK İRK F	93 IR 62	184	113 126
	1,1	3,6	252	2700	550	24500				
	1,2	4,0	227	2700	550	24500				
	1,3	4,4	205	2700	550	24500				
	1,5	4,8	186	2700	550	24500				
	0,54	1,8	501,506	2700	1200	24500	İRK İRK F	94	182	129 132
	0,59	2,0	454,880	2700	1200	24500				
	0,65	2,2	414,686	2700	1200	24500				
	0,79	3	344,241	2700	1200	24500				
	0,89	3	303,571	2700	1200	24500				
	1,00	3	270,652	2700	1200	24500				
	1,1	4	243,000	2700	1200	24500				
	1,2	4	219,444	2700	1200	24500				
	1,4	5	195,000	2700	1200	24500				
	1,5	5,0	179,487	2700	2600	24500				
	1,7	5,7	158,461	2700	2600	24500				
	1,8	6,0	149,450	2700	2600	24500				
	2,0	7	133,779	2700	2600	24500				
	2,1	7	126,615	2700	2600	24500				
	2,4	8	109,401	2700	2600	24500				
	2,7	9	99,73	2700	2600	24500				
	3,2	11	82,79	2700	2600	24500				
	3,6	12	73,81	2700	2600	24500				
	4,0	14	66,27	2700	2600	24500				
	4,4	15	59,85	2700	2600	24500				
	5,0	17	53,18	2700	2600	24500				
	5,6	19	47,73	2700	2600	24500				
	6,2	21	43,03	2700	2600	24500				
	6,8	23	38,93	2700	2600	24500				
	7,5	25	35,33	2700	2600	24500				
	8,0	27	33,19	2700	2600	24500				
	8,9	30	29,78	2700	2600	24500				
	9,9	34	26,85	2700	2600	24500				
11,0	37	24,29	2700	2600	24500					
12,1	41	22,05	2700	2600	24500					
12,8	43	20,80	2700	2600	24500					
14,3	48	18,67	2700	2600	24500					
15,8	53	16,83	2700	2600	24500					
17,5	59	15,23	2700	2600	24500					
19,3	65	13,82	2700	2600	24500					
21,2	72	12,57	2700	2600	24500					
23,2	79	11,46	2700	2600	24500					



$n_1 = 900$ d/d

Servis Faktörü Service Factor <i>Service Facteur Sf=1</i>	P1 GÜÇ Power <i>Puissance</i>	n_2 Çıkış Devri Output Speeds <i>Vitesse de sortie</i>	i Tahvil Ratio <i>Rapport de réduction</i>	M_2 Çıkış Momenti Output Torque <i>Couple de sortie</i>	F_{Q1} Rad. Yük Over Loads <i>Charges radiales</i>	F_{Q10} Rad. Yük Over Loads <i>Charges radiales</i>	Tip Type			kg
	[kW] Hp	[r.p.m.]		[Nm]	[N]	[N]				
2700 Nm	25,5	86	10,46	2700	2600	24500	İRK İRK F	93	180	126 130
	27,9	94	9,560	2700	2600	24500				
	29,0	98	9,189	2700	2600	24500				
	31,8	107	8,376	2700	2600	24500				
	34,8	118	7,647	2700	2600	24500				
	38,1	129	6,989	2700	2600	24500				
	42,9	145	6,202	2700	2600	24500				
4300 Nm	0,02	0,05	18013	4300	590	37000	İRK İRK F	103 İR 63	190	181 201
	0,03	0,06	15999	4300	590	37000				
	0,03	0,06	14335	4300	590	37000				
	0,03	0,07	12937	4300	590	37000				
	0,04	0,08	11746	4300	590	37000				
	0,05	0,10	9169	4300	590	37000				
	0,06	0,12	7738	4300	590	37000				
	0,07	0,13	6820	4300	590	37000				
	0,08	0,17	5423	4300	590	37000				
	0,10	0,20	4412	4300	590	37000				
	0,11	0,22	4004	4300	590	37000				
	0,13	0,26	3486	4300	590	37000				
	0,16	0,32	2772	4300	590	37000				
	0,20	0,40	2255	4300	590	37000				
	0,22	0,44	2047	4300	590	37000				
	0,22	0,45	1993	4300	590	37000				
	0,28	0,57	1572	4300	590	37000				
	0,31	0,63	1427	4300	590	37000				
	0,34	0,7	1304	4300	590	37000				
	0,38	0,8	1174	4300	590	37000				
	0,42	0,8	1061	4300	590	37000				
	0,51	1,0	877	4300	590	37000				
	0,59	1,2	757	4300	590	37000				
	0,72	1,5	616	4300	590	37000				
	0,79	1,6	559	4300	590	37000				
	0,87	1,8	509	4300	590	37000				
	1,0	2,1	432	4300	590	37000				
	1,1	2,3	392	4300	590	37000				
	1,2	2,5	357	4300	590	37000				
	1,4	2,9	314	4300	550	37000	İRK İRK F	103 İR 62	190	180 200
1,5	3,2	285	4300	550	37000					
1,7	3,4	261	4300	550	37000					
1,9	3,8	235	4300	550	37000					
2,1	4,2	212	4300	550	37000					
2,5	5,1	175	4300	550	37000					



$n_1 = 900$ d/d

Güç Devir Tabloları / Performans Tables / Table de Performances

Servis Faktörü Service Factor <i>Service Facteur</i> <i>Sf = 1</i>	P1 GÜÇ Power <i>Puissance</i>	n_2 Çıkış Devri Output Speeds <i>Vitesse de sortie</i>	i Tahvil Ratio <i>Rapport de réduction</i>	M_2 Çıkış Momenti Output Torque <i>Couple de sortie</i>	F_{Q1} Rad. Yük Over Loads <i>Charges radiales</i>	F_{Q10} Rad. Yük Over Loads <i>Charges radiales</i>	Tip Type			
	[kW] Hp	[r.p.m.]		[Nm]	[N]	[N]				kg
4300 Nm	0,70	1,5	612,113	4300	1550	37000	İRK İRK F	104	188	203 223
	0,79	1,7	543,656	4300	1550	37000				
	0,88	1,8	490,160	4300	1550	37000				
	0,98	2	439,173	4300	1550	37000				
	1,1	2	396,343	4300	1550	37000				
	1,2	3	359,856	4300	1550	37000				
	1,4	3	301,012	4300	1550	37000				
	1,7	4	254,051	4300	1550	37000				
	1,9	4	223,886	4300	1550	37000				
	2,4	5	178,030	4300	1550	37000				
	2,7	6	160,202	4300	1550	37000				
	2,5	5,2	171,785	4300	3150	37000	İRK İRK F	103	186	131 136
	2,6	5,6	160,273	4300	3150	37000				
	3,0	6,4	140,786	4300	3150	37000				
	3,4	7	125,041	4300	3150	37000				
	3,8	8	112,034	4300	3150	37000				
	4,2	9	101,108	4300	3150	37000				
	4,6	10	91,80	4300	3150	37000				
	5,5	12	76,79	4300	3150	37000				
	6,5	14	64,81	4300	3150	37000				
	7,4	16	57,11	4300	3150	37000				
	9,3	20	45,42	4300	3150	37000				
	10,4	22	40,87	4300	3150	37000				
	11,5	24	36,95	4300	3150	37000				
	12,6	27	33,53	4300	3150	37000				
	13,8	29	30,65	4300	3150	37000				
	15,4	33	27,58	4300	3150	37000				
	17,0	36	24,93	4300	3150	37000				
	18,7	40	22,63	4300	3150	37000				
	20,6	44	20,60	4300	3150	37000				
	22,5	48	18,81	4300	3150	37000				
	23,8	51	17,80	4300	3150	37000				
	26,5	56	16,01	4300	3150	37000				
	29,3	62	14,48	4300	3150	37000				
32,3	68	13,14	4300	3150	37000					
35,4	75	11,96	4300	3150	37000					
38,8	82	10,92	4300	3150	37000					
42,4	90	9,992	4300	3150	37000					
46,3	98	9,158	4300	3150	37000					
54,9	117	7,724	4300	3150	37000					
59,7	127	7,102	4300	3150	37000					
64,9	138	6,533	4300	3150	37000					



$n_1 = 900$ d/d

Servis Faktörü Service Factor Service Facteur <i>Sf=1</i>	P1 GÜÇ Power Puissance [kW] Hp	n_2 Çıkış Devri Output Speeds Vitesse de sortie [r.p.m.]	i Tahvil Ratio Rapport de réduction	M_2 Çıkış Momenti Output Torque Couple de sortie [Nm]	F_{Q1} Rad. Yük Over Loads Charges radiales [N]	F_{Q10} Rad. Yük Over Loads Charges radiales [N]	Tip Type			kg	
8000 Nm	0,05	0,06	15860	8000	1200	60800	İRK İRK F	123 İR 73	196	284 318	
	0,06	0,06	14323	8000	1200	60800					
	0,06	0,07	13014	8000	1200	60800					
	0,07	0,08	11886	8000	1200	60800					
	0,08	0,08	10903	8000	1200	60800					
	0,08	0,09	9721	8000	1200	60800					
	0,10	0,10	8585	8000	1200	60800					
	0,11	0,12	7630	8000	1200	60800					
	0,13	0,14	6596	8000	1200	60800					
	0,14	0,15	5893	8000	1200	60800					
	0,16	0,17	5288	8000	1200	60800					
	0,18	0,20	4526	8000	1200	60800					
	0,21	0,22	4023	8000	1200	60800					
	0,23	0,25	3594	8000	1200	60800					
	0,26	0,28	3225	8000	1200	60800					
	0,28	0,31	2903	8000	1200	60800					
	0,30	0,32	2781	8000	1200	60800					
	0,33	0,36	2472	8000	1200	60800					
	0,37	0,41	2208	8000	1200	60800					
	0,42	0,45	1982	8000	1200	60800					
	0,46	0,50	1784	8000	1200	60800					
	0,51	0,56	1610	8000	1200	60800					
	0,57	0,62	1456	8000	1200	60800					
	0,63	0,7	1319	8000	1200	60800					
	0,69	0,8	1195	8000	1200	60800					
	0,76	0,8	1084	8000	1200	60800					
		0,41	0,45	1983	8000	1200	60800	İRK İRK F	123 İR 72	196	282 316
		0,47	0,52	1743	8000	1200	60800				
		0,52	0,58	1549	8000	1200	60800				
		0,59	0,6	1389	8000	1200	60800				
		0,65	0,7	1255	8000	1200	60800				
		0,71	0,8	1140	8000	1200	60800				
		0,78	0,9	1041	8000	1200	60800				
		0,95	1,1	852	8000	1200	60800				
		1,1	1,2	752	8000	1200	60800				
		1,2	1,3	668	8000	1200	60800				
		1,4	1,5	597	8000	1200	60800				
		1,5	1,7	536	8000	1200	60800				
		1,8	2,0	458	8000	1200	60800				
		2,0	2,2	408	8000	1200	60800				
	2,2	2,5	364	8000	1200	60800					
	2,5	2,8	327	8000	1200	60800					

Güç Devir Tabloları / Performans Tables / Table de Performances



$n_1 = 900$ d/d

Güç Devir Tabloları / Performans Tables / Table de Performances

Servis Faktörü Service Factor <i>Service Facteur Sf=1</i>	P1 GÜÇ Power <i>Puissance</i>	n_2 Çıkış Devri Output Speeds <i>Vitesse de sortie</i>	i Tahvil Ratio <i>Rapport de réduction</i>	M_2 Çıkış Momenti Output Torque <i>Couple de sortie</i>	F_{Q1} Rad. Yük Over Loads <i>Charges radiales</i>	F_{Q10} Rad. Yük Over Loads <i>Charges radiales</i>	Tip Type			
	[kW] Hp	[r.p.m.]		[Nm]	[N]	[N]				kg
8000 Nm	2,8	3,1	294	8000	1200	60800	İRK İRKF	123 İR 72	196	282 316
	2,9	3,2	282	8000	1200	60800				
	3,3	3,6	250	8000	1200	60800				
	3,6	3,9	228	8000	1200	60800				
	4,0	4,5	201	8000	1200	60800				
	4,5	5,0	181	8000	1200	60800				
	5,0	5,5	163	8000	1200	60800				
	5,5	6,1	148	8000	1200	60800				
	6,1	7	134	8000	1200	60800				
	6,7	7	121	8000	1200	60800				
	1,8	2,0	446,439	8000	1550	60000	İRK İRKF	124	194	314 344
	2,0	2	403,188	8000	1550	60000				
	2,2	2	366,344	8000	1550	60000				
	2,4	3	330,296	8000	1550	55000				
	2,7	3	301,659	8000	1550	55000				
	2,9	3	273,000	8000	1550	55000				
	3,2	4	249,331	8000	1550	55000				
	3,5	4	228,716	8000	1550	50000				
	3,9	4	203,914	8000	1550	50000				
	4,4	5	180,078	8000	1550	50000				
	5,0	6	160,056	8000	1550	50000	İRK İRKF	123	192	293 327
	5,6	6	143,000	8000	1550	50000				
	5,4	6,1	146,568	8000	3750	60000				
	6,1	7	128,859	8000	3750	60000				
	6,9	8	114,523	8000	3750	60000				
	7,7	9	102,681	8000	3750	55000				
	8,5	10	92,73	8000	3750	55000				
	9,4	11	84,26	8000	3750	55000				
	10,3	12	76,95	8000	3750	55000				
	11,2	13	70,59	8000	3750	50000				
	12,5	14	62,94	8000	3750	50000				
	14,2	16	55,58	8000	3750	50000				
	16,0	18	49,40	8000	3750	50000				
	17,9	20	44,14	8000	3750	50000				
	19,9	23	39,60	8000	3750	45000				
	23,3	27	33,90	8000	3750	45000				
	26,2	30	30,13	8000	3750	40000				
	29,3	33	26,92	8000	3750	40000				
	32,7	37	24,15	8000	3750	40000				
	36,3	41	21,74	8000	3750	40000				
	37,9	43	20,83	8000	3750	40000				
	42,6	49	18,51	8000	3750	40000				



$n_1 = 900$ d/d

Servis Faktörü Service Factor <i>Service Facteur Sf = 1</i>	P1 GÜÇ Power <i>Puissance</i>	n_2 Çıkış Devri Output Speeds <i>Vitesse de sortie</i>	i Tahvil Ratio <i>Rapport de réduction</i>	M_2 Çıkış Momenti Output Torque <i>Couple de sortie</i>	F_{Q1} Rad. Yük Over Loads <i>Charges radiales</i>	F_{Q10} Rad. Yük Over Loads <i>Charges radiales</i>	Tip Type			kg
	[kW] Hp	[r.p.m.]		[Nm]	[N]	[N]				
8000 Nm	47,7	54	16,54	8000	3750	35000	İRK İRK F	192	00	293 327
	53,2	61	14,84	8000	3750	35000				
	59,1	67	13,36	8000	3750	35000				
	65,4	75	12,06	8000	3750	35000				
	72,3	83	10,90	8000	3750	25000				
	79,9	91	9,875	8000	3750	25000				
	88,1	101	8,952	8000	3750	25000				
	97,2	111	8,120	8000	3750	25000				
13000 Nm	0,06	0,04	21208	13000	1200	75000	İRK İRK F	143 İR 73	202	514 562
	0,07	0,05	18335	13000	1200	75000				
	0,09	0,06	14883	13000	1200	75000				
	0,11	0,07	12431	13000	1200	75000				
	0,12	0,08	10939	13000	1200	75000				
	0,14	0,09	9706	13000	1200	75000				
	0,16	0,11	8552	13000	1200	75000				
	0,18	0,12	7589	13000	1200	75000				
	0,20	0,13	6779	13000	1200	75000				
	0,22	0,15	6090	13000	1200	75000				
	0,24	0,16	5495	13000	1200	75000				
	0,27	0,18	5059	13000	1200	75000				
	0,30	0,20	4489	13000	1200	75000				
	0,33	0,22	4010	13000	1200	75000				
	0,37	0,25	3602	13000	1200	75000				
	0,41	0,28	3251	13000	1200	75000				
	0,49	0,33	2728	13000	1200	75000				
	0,60	0,40	2245	13000	1200	75000				
	0,72	0,48	1866	13000	1200	75000				
	0,76	0,51	1757	13000	1200	75000				
0,93	0,62	1446	13000	1200	75000					
13000 Nm	1,0	0,7	1259	13000	1200	75000	İRK İRK F	143 İR 72	202	512 560
	1,2	0,8	1108	13000	1200	75000				
	1,3	0,9	983	13000	1200	75000				
	1,5	1,0	866	13000	1200	75000				
	1,7	1,2	769	13000	1200	75000				
	1,9	1,3	686	13000	1200	75000				
	2,2	1,5	598	13000	1200	75000				
	2,5	1,7	530	13000	1200	75000				
	2,8	1,9	474	13000	1200	75000				
	3,4	2,3	384	13000	1200	71000				
	3,7	2,5	353	13000	1200	71000				
	4,2	2,9	314	13000	1200	71000				
4,7	3,2	283	13000	1200	71000					



$n_1 = 900$ d/d

Güç Devir Tabloları / Performans Tables / Table de Performances

Servis Faktörü Service Factor <i>Service Facteur Sf=1</i>	P1 GÜÇ Power <i>Puissance</i>	n_2 Çıkış Devri Output Speeds <i>Vitesse de sortie</i>	i Tahvil Ratio <i>Rapport de réduction</i>	M_2 Çıkış Momenti Output Torque <i>Couple de sortie</i>	F_{Q1} Rad. Yük Over Loads <i>Charges radiales</i>	F_{Q10} Rad. Yük Over Loads <i>Charges radiales</i>	Tip Type							
	[kW] Hp	[r.p.m.]		[Nm]	[N]	[N]				kg				
13000 Nm	5,3	3,6	250	13000	1200	71000	İRK İRK F	143 İR 72	202	512 560				
	5,9	4,0	225	13000	1200	71000								
	6,5	4,4	203	13000	1200	71000								
	7,8	5,3	170	13000	1200	71000								
	8,8	6,0	151	13000	1200	71000								
	9,8	7	135	13000	1200	71000								
	2,3	1,6	564	13000	1550	75000	İRK İRK F	143 İR 82	204	549 597				
	2,6	1,8	501	13000	1550	75000								
	3,0	2,0	447	13000	1550	75000								
	3,3	2,2	402	13000	1550	75000								
	3,6	2,5	363	13000	1550	71000								
	4,1	2,8	320	13000	1550	71000								
	5,1	3,4	261	13000	1550	71000								
	6,0	4,1	219	13000	1550	71000								
	7,3	5,0	181	13000	1550	71000								
	8,1	5,5	164	13000	1550	71000								
	9,6	7	137	13000	1550	71000								
	1,8	1,2	725,769	13000	3750	65000					İRK İRK F	144	200	645 695
	2,0	1	651,522	13000	3750	65000								
	2,2	2	589,154	13000	3750	65000								
	2,6	2	492,085	13000	3750	65000								
	3,0	2	433,022	13000	3750	65000								
	3,4	2	384,231	13000	3750	65000								
	3,8	3	338,544	13000	3750	61500								
	4,3	3	300,399	13000	3750	61500								
	4,8	3	268,356	13000	3750	61500								
	5,4	4	241,061	13000	3750	55000								
	6,0	4	217,530	13000	3750	55000								
	6,5	4	200,273	13000	3750	55000								
	7,3	5	177,707	13000	3750	55000								
	8,2	6	158,751	13000	3750	50000								
	8,3	5,8	154,311	13000	3750	65000	İRK İRK F	143	198	530 578				
	9,3	7	137,307	13000	3750	65000								
	10,4	7	123,260	13000	3750	65000								
	11,5	8	111,461	13000	3750	65000								
	13,8	10	93,10	13000	3750	65000								
	15,6	11	81,92	13000	3750	65000								
	17,6	12	72,69	13000	3750	61500								
	20,0	14	64,05	13000	3750	61500								
	22,6	16	56,83	13000	3750	61500								
25,3	18	50,77	13000	3750	55000									
28,1	20	45,61	13000	3750	55000									



$n_1 = 900$ d/d

Servis Faktörü Service Factor <i>Service Facteur Sf = 1</i>	P1 GÜÇ Power <i>Puissance Hp</i> [kW] Hp	n_2 Çıkış Devri Output Speeds <i>Vitesse de sortie</i> [r.p.m.]	i Tahvil Ratio <i>Rapport de réduction</i>	M_2 Çıkış Momenti Output Torque <i>Couple de sortie</i> [Nm]	F_{Q1} Rad. Yük Over Loads <i>Charges radiales</i> [N]	F_{Q10} Rad. Yük Over Loads <i>Charges radiales</i> [N]	Tip Type			kg
13000 Nm	31,2	22	41,15	13000	3750	55000	İRK İRK F	143	198	530 578
	33,8	24	37,89	13000	3750	55000				
	38,1	27	33,62	13000	3750	50000				
	42,7	30	30,03	13000	3750	50000				
	47,5	33	26,98	13000	3750	50000				
	52,7	37	24,35	13000	3750	45000				
	56,6	40	22,64	13000	3750	45000				
	62,8	44	20,43	13000	3750	45000				
	69,3	49	18,50	13000	3750	38500				
	76,2	54	16,81	13000	3750	38500				
	83,7	59	15,32	13000	3750	38500				
	91,7	64	13,98	13000	3750	38500				
	97,4	68	13,16	13000	3750	38500				
	108	76	11,92	13000	3750	36000				
	118	83	10,83	13000	3750	36000				
	130	91	9,863	13000	3750	36000				
	142	100	9,002	13000	3750	36000				
	170	119	7,533	13000	3750	36000				
	186	130	6,901	13000	3750	36000				
	0,09	0,05	18995	18000	2500	110000	İRK İRK F	153 İR 93	210	880 970
	0,10	0,05	16945	18000	2500	110000				
	0,12	0,06	15222	18000	2500	110000				
	0,13	0,07	13356	18000	2500	110000				
	0,16	0,08	11442	18000	2500	110000				
	0,17	0,09	10326	18000	2500	110000				
	0,19	0,10	9376	18000	2500	110000				
	0,23	0,11	7843	18000	2500	110000				
	0,27	0,14	6470	18000	2500	110000				
	0,34	0,17	5152	18000	2500	110000				
	0,39	0,20	4609	18000	2500	110000				
	0,43	0,22	4133	18000	2500	110000				
	0,49	0,25	3627	18000	2500	110000				
	0,55	0,28	3237	18000	2500	110000				
0,61	0,31	2905	18000	2500	110000	İRK İRK F	153 İR 92	210	880 970	
0,65	0,33	2731	18000	2500	110000					
0,76	0,38	2340	18000	2500	110000					
0,85	0,43	2098	18000	2500	110000					
0,96	0,49	1841	18000	2500	110000					
1,1	0,55	1643	18000	2500	110000	İRK İRK F	153 İR 92	210	880 970	
0,95	0,48	1859	18000	2500	110000					
1,1	0,55	1638	18000	2500	110000					
1,4	0,69	1303	18000	2500	110000	İRK İRK F	153 İR 92	210	880 970	

Güç Devir Tabloları / Performans Tables / Table de Performances



$n_1 = 900$ d/d

Güç Devir Tabloları / Performans Tables / Table de Performances

Servis Faktörü Service Factor <i>Service Facteur Sf=1</i>	P1 GÜÇ Power <i>Puissance</i>	n_2 Çıkış Devri Output Speeds <i>Vitesse de sortie</i>	i Tahvil Ratio <i>Rapport de réduction</i>	M_2 Çıkış Momenti Output Torque <i>Couple de sortie</i>	F_{Q1} Rad. Yük Over Loads <i>Charges radiales</i>	F_{Q10} Rad. Yük Over Loads <i>Charges radiales</i>	Tip Type								
	[kW] Hp	[r.p.m.]		[Nm]	[N]	[N]				kg					
13000 Nm	1,6	0,79	1143	18000	2500	110000	İRK İRK F	153 İR 92	210	880 970					
	1,8	0,92	977	18000	2500	110000									
	2,0	1,0	878	18000	2500	110000									
	2,2	1,1	795	18000	2500	110000									
	2,5	1,3	715	18000	2500	110000									
	2,8	1,4	626	18000	2500	110000									
	3,2	1,6	559	18000	2500	110000									
	3,5	1,8	502	18000	2500	110000									
	4,1	2,1	438	18000	2500	110000									
	4,5	2,3	391	18000	2500	110000									
	5,0	2,5	355	18000	2500	110000									
	5,6	2,8	316	18000	2500	110000									
	6,2	3,1	286	18000	2500	110000									
	6,8	3,5	260	18000	2500	110000									
	7,5	3,8	236	18000	2500	110000									
	9,1	4,6	196	18000	2500	110000									
	10,8	5,5	164	18000	2500	110000									
		4,4	2,2	408	18000	3750					110000	İRK İRK F	153 İR 102	212	896 986
		4,9	2,5	364	18000	3750	110000								
		5,4	2,8	327	18000	3750	110000								
		6,0	3,1	295	18000	3750	110000								
		6,7	3,4	266	18000	3750	110000								
		7,2	3,7	246	18000	3750	110000								
		7,7	3,9	230	18000	3750	110000								
		9,2	4,7	192	18000	3750	110000								
		10,4	5,3	171	18000	3750	110000								
		11,6	5,9	153	18000	3750	110000								
		13,7	6,9	130	18000	3750	110000								
		15,3	7,8	116	18000	3750	110000								
		17,1	8,7	104	18000	3750	110000								
		3,3	1,6	547	18000	3750	110000	İRK İRK F	154	208	871 961				
		3,6	1,8	496	18000	3750	110000								
		4,7	2,3	386	18000	3750	110000								
		5,2	2,6	344	18000	3750	110000								
		5,8	2,9	309	18000	3750	110000								
		6,6	3,3	271	18000	3750	110000								
	7,8	3,9	232	18000	3750	110000									
	8,6	4,3	208	18000	3750	110000									
	10,4	5,2	173	18000	3750	110000									
	11,6	5,8	156	18000	3750	110000									
	13,2	6,6	137	18000	3750	110000									
	14,8	7,4	122	18000	3750	110000									



$n_1 = 900$ d/d

Servis Faktörü Service Factor Service Facteur Sf=1	P1 GÜÇ Power Puissance	n_2 Çıkış Devri Output Speeds Vitesse de sortie	i Tahvil Ratio Rapport de réduction	M_2 Çıkış Momenti Output Torque Couple de sortie	F_{Q1} Rad. Yük Over Loads Charges radiales	F_{Q1o} Rad. Yük Over Loads Charges radiales	Tip Type			
	[kW] Hp	[r.p.m.]		[Nm]	[N]	[N]				kg
13000 Nm	12,6	6,4	141	18000	5250	110000	İRK İRKf	153	206	830 920
	13,9	7,1	127	18000	5250	110000				
	17,9	9,1	99,25	18000	5250	110000				
	20,0	10	88,54	18000	5250	110000				
	22,3	11	79,54	18000	5250	110000				
	25,4	13	69,79	18000	5250	110000				
	29,7	15	59,68	18000	5250	110000				
	33,1	17	53,61	18000	5250	110000				
	37,7	19	47,04	18000	5250	110000				
	42,3	21	41,99	18000	5250	110000				
	47,1	24	37,68	18000	5250	110000				
	53,9	27	32,91	18000	5250	110000				
	60,4	31	29,37	18000	5250	110000				
	67,3	34	26,36	18000	5250	110000				
	74,7	38	23,76	18000	5250	110000				
	82,6	42	21,50	18000	5250	110000				
	91,0	46	19,51	18000	5250	110000				
	100,0	51	17,75	18000	5250	110000				
120	61	14,77	18000	5250	110000					
144	73	12,35	18000	5250	110000					



$n_1 = 700$ d/d

Güç Devir Tabloları / Performans Tables / Table de Performances

Servis Faktörü Service Factor <i>Service Facteur Sf=1</i>	P1 GÜÇ Power <i>Puissance</i>	n_2 Çıkış Devri Output Speeds <i>Vitesse de sortie</i>	i Tahvil Ratio <i>Rapport de réduction</i>	M_2 Çıkış Momenti Output Torque <i>Couple de sortie</i>	F_{Q1} Rad. Yük Over Loads <i>Charges radiales</i>	F_{Q10} Rad. Yük Over Loads <i>Charges radiales</i>	Tip Type			
	[kW] Hp	[r.p.m.]		[Nm]	[N]	[N]				kg
160 Nm	0,16	9	77,20	160	390	4500	İRK İRKf	43	160	17 18
	0,18	11	66,47	160	390	4500				
	0,21	12	57,78	160	390	4500				
	0,24	14	50,60	160	390	4500				
	0,28	16	43,56	160	390	4500				
	0,32	18	38,14	160	390	4500				
	0,37	21	33,60	160	390	4500				
	0,38	22	32,18	160	390	4500				
	0,41	23	29,92	160	390	4500				
	0,43	24	28,66	160	390	4500				
	0,49	28	25,25	160	390	4500				
	0,55	31	22,34	160	390	4500				
	0,62	35	19,83	160	390	4500				
	0,70	40	17,65	160	390	4500				
	0,78	45	15,73	160	390	4500				
	0,85	49	14,25	160	390	4500				
	0,99	57	12,27	160	390	4500				
	1,13	66	10,67	160	390	4500				
	1,29	75	9,341	160	390	4500				
	1,47	85	8,228	160	390	4500				
1,66	96	7,280	160	390	4500					
1,87	108	6,463	160	390	4500					
2,10	122	5,751	160	390	4500					
2,36	137	5,125	160	390	4500					
2,49	144	4,852	160	390	4500					
2,80	162	4,324	160	390	4500					
200 Nm	0,20	9	77,20	200	390	4500	İRK İRKf	53	162	21 23
	0,23	11	66,47	200	390	4500				
	0,27	12	57,78	200	390	4500				
	0,30	14	50,60	200	390	4500				
	0,35	16	43,56	200	390	4500				
	0,40	18	38,14	200	390	4500				
	0,46	21	33,60	200	390	4500				
	0,48	22	32,18	200	390	4500				
	0,51	23	29,92	200	390	4500				
	0,54	24	28,66	200	390	4500				
	0,61	28	25,25	200	390	4500				
	0,69	31	22,34	200	390	4500				
	0,77	35	19,83	200	390	4500				
	0,87	40	17,65	200	390	4500				
	0,98	45	15,73	200	390	4500				



$n_1 = 700$ d/d

Servis Faktörü Service Factor <i>Service Facteur Sf=1</i>	P1 GÜÇ Power <i>Puissance</i>	n_2 Çıkış Devri Output Speeds <i>Vitesse de sortie</i>	i Tahvil Ratio <i>Rapport de réduction</i>	M_2 Çıkış Momenti Output Torque <i>Couple de sortie</i>	F_{Q1} Rad. Yük Over Loads <i>Charges radiales</i>	F_{Q10} Rad. Yük Over Loads <i>Charges radiales</i>	Tip Type			kg
	[kW] Hp	[r.p.m.]	[Nm]	[N]	[N]					
200 Nm	1,1	49	14,25	200	390	4500	İRK İRK F	52	162	18 19
	1,2	57	12,27	200	390	4500				
	1,4	66	10,67	200	390	4500				
	1,6	75	9,341	200	390	4500				
	1,8	85	8,228	200	390	4500				
	2,1	96	7,280	200	390	4500				
	2,3	108	6,463	200	390	4500				
	2,6	122	5,751	200	390	4500				
	2,9	137	5,125	200	390	4500				
	3,1	144	4,852	200	390	4500				
	3,5	162	4,324	200	390	4500				
400 Nm	0,00	0,07	9714	400	475	7000	İRK İRK F	63 İR 53	166	40 43
	0,00	0,08	8753	400	475	7000				
	0,00	0,09	7591	400	475	7000				
	0,00	0,10	6899	400	475	7000				
	0,01	0,12	5810	400	475	7000				
	0,01	0,14	5039	400	475	7000				
	0,01	0,16	4414	400	475	7000				
	0,01	0,18	3898	400	475	7000				
	0,01	0,20	3415	400	475	7000				
	0,01	0,25	2769	400	475	7000				
	0,01	0,29	2445	400	475	7000				
	0,01	0,32	2173	400	475	7000				
	0,02	0,37	1868	400	475	7000				
	0,02	0,42	1669	400	475	7000				
	0,02	0,47	1497	400	475	7000				
	0,02	0,5	1348	400	475	7000				
	0,03	0,6	1216	400	475	7000				
	0,03	0,6	1100	400	475	7000				
	0,04	0,8	868	400	475	7000				
	0,04	0,9	771	400	475	7000				
	0,05	1,1	663	400	475	7000	İRK İRK F	63 İR 52	166	39 42
	0,05	1,2	592	400	475	7000				
	0,06	1,3	531	400	475	7000				
	0,07	1,5	478	400	475	7000				
	0,07	1,6	432	400	475	7000				
	0,08	1,9	378	400	475	7000				
	0,09	2,0	342	400	475	7000				
	0,10	2,2	325	400	475	7000				
	0,11	2,4	288	400	475	7000				
	0,12	2,8	253	400	475	7000				
	0,14	3,1	226	400	475	7000				



$n_1 = 700$ d/d

Servis Faktörü Service Factor Service Facteur <i>Sf = 1</i>	P1 GÜÇ Power Puissance [kW] Hp	n_2 Çıkış Devri Output Speeds Vitesse de sortie [r.p.m.]	i Tahvil Ratio Rapport de réduction	M_2 Çıkış Momenti Output Torque Couple de sortie [Nm]	F_{Q1} Rad. Yük Over Loads Charges radiales [N]	F_{Q10} Rad. Yük Over Loads Charges radiales [N]	Tip Type			kg
	400 Nm	0,16	3,4	203	400	475				
0,17		3,8	183	400	475	7000				
0,20		4,3	161	400	475	7000				
0,22		4,8	146	400	475	7000				
0,23		5	139	400	475	7000				
0,25		6	125	400	475	7000				
0,28		6	113	400	475	7000				
0,29		6	108	400	475	7000				
0,33		7	95	400	475	7000				
780 Nm	0,23	5	133	400	590	7000	İRK İRK F	63	164	26 29
	0,25	6	121	400	590	7000				
	0,27	6	115	400	590	7000				
	0,29	7	105	400	590	7000				
	0,33	8	91,93	400	590	7000				
	0,37	8	82,84	400	590	7000				
	0,43	10	71,84	400	590	7000				
	0,47	11	65,30	400	590	7000				
	0,54	12	57,20	400	590	7000				
	0,61	14	50,52	400	590	7000				
	0,68	16	44,90	400	590	7000				
	0,80	18	38,58	400	590	7000				
	0,89	20	34,47	400	590	7000				
	0,99	23	30,93	400	590	7000				
	1,1	25	27,84	400	590	7000				
	1,2	28	25,13	400	590	7000				
	1,4	31	22,73	400	590	7000				
	1,4	32	21,59	400	590	7000				
	1,6	37	19,11	400	590	7000				
	1,8	42	16,84	400	590	7000				
	2,0	47	15,04	400	590	7000				
	2,3	52	13,50	400	590	7000				
	2,5	58	12,15	400	590	7000				
	2,8	64	10,97	400	590	7000				
	2,9	67	10,44	400	590	7000				
	3,3	74	9,423	400	590	7000				
	3,6	82	8,521	400	590	7000				
3,8	86	8,096	400	590	7000					
4,3	98	7,165	400	590	7000					
	0,01	0,06	12336	780	475	12100	İRK İRK F	73 IR 53	172	42 48
	0,01	0,06	11126	780	475	12100				
	0,01	0,07	9648	780	475	12100				
	0,01	0,09	8183	780	475	12100				

Güç Devir Tabloları / Performans Tables / Table de Performances



$n_1 = 700 \text{ d/d}$

Servis Faktörü Service Factor <i>Service Facteur Sf = 1</i>	P1 GÜÇ Power <i>Puissance</i>	n_2 Çıkış Devri Output Speeds <i>Vitesse de sortie</i>	i Tahvil Ratio <i>Rapport de réduction</i>	M_2 Çıkış Momenti Output Torque <i>Couple de sortie</i>	F_{Q1} Rad. Yük Over Loads <i>Charges radiales</i>	F_{Q10} Rad. Yük Over Loads <i>Charges radiales</i>	Tip Type			
	[kW] Hp	[r.p.m.]		[Nm]	[N]	[N]				kg
780 Nm	0,01	0,10	7096	780	475	12100	İRK İRK F	73 IR 53	172	42 48
	0,01	0,11	6217	780	475	12100				
	0,01	0,12	5735	780	475	12100				
	0,01	0,14	4892	780	475	12100				
	0,01	0,16	4460	780	475	12100				
	0,02	0,20	3475	780	475	12100				
	0,02	0,25	2808	780	475	12100				
	0,02	0,28	2544	780	475	12100				
	0,03	0,30	2314	780	475	12100				
	0,03	0,36	1932	780	475	12100				
	0,04	0,40	1762	780	475	12100				
	0,04	0,45	1556	780	475	12100				
	0,05	0,51	1368	780	475	12100				
	0,06	0,6	1089	780	475	12100				
	0,07	0,8	880	780	475	12100				
	0,08	0,9	797	780	475	12100				
	0,09	1,0	697	780	475	12100				
	0,10	1,1	634	780	475	12100				
	0,12	1,3	529	780	475	12100				
	0,13	1,4	484	780	475	12100				
	0,14	1,6	426	780	475	12100				
	0,16	1,8	380	780	475	12100				
	0,18	2,1	335	780	475	12100				
	0,21	2,4	295	780	475	12100				
	0,24	2,7	260	780	475	12100				
	0,28	3,2	222	780	475	12100				
	0,31	3,6	196	780	475	12100				
	0,36	4,0	173	780	475	12100				
	0,40	4,5	156	780	475	12100				
	0,45	5,1	138	780	475	12100				
	0,51	5,7	122	780	475	12100				
	0,16	1,8	388	780	475	12100	İRK İRK F	73 IR 52	172	41 47
	0,20	2,3	305	780	475	12100				
0,25	2,8	246	780	475	12100					
0,29	3,3	210	780	475	12100					
0,32	3,7	191	780	475	12100					
0,37	4,3	163	780	475	12100					
0,46	5,3	131	780	475	12100					
0,51	5,9	119	780	475	12100					
0,45	5,2	134	780	590	12100	İRK İRK F	74	170	39 43	
0,48	5,6	125	780	590	12100					
0,51	6,0	117	780	590	12100					
0,48	5,6	125	780	590	12100					
0,51	6,0	117	780	590	12100	İRK İRK F	73	168	36 42	
0,48	5,6	125	780	590	12100					
0,51	6,0	117	780	590	12100					



$n_1 = 700 \text{ d/d}$

Güç Devir Tabloları / Performans Tables / Table de Performances

Servis Faktörü Service Factor <i>Service Facteur Sf=1</i>	P1 GÜÇ Power <i>Puissance</i>	n_2 Çıkış Devri Output Speeds <i>Vitesse de sortie</i>	i Tahvil Ratio <i>Rapport de réduction</i>	M_2 Çıkış Momenti Output Torque <i>Couple de sortie</i>	F_{Q1} Rad. Yük Over Loads <i>Charges radiales</i>	F_{Q10} Rad. Yük Over Loads <i>Charges radiales</i>	Tip Type			
	[kW] Hp	[r.p.m.]		[Nm]	[N]	[N]				kg
780 Nm	0,65	7,6	91,96	780	590	12100	İRK İRK F	73	168	36 42
	0,80	9,4	74,32	780	590	12100				
	0,94	11	63,40	780	590	11000				
	1,2	14	51,24	780	590	11000				
	1,3	15	46,41	780	590	11000				
	1,4	17	42,21	780	590	11000				
	1,7	20	35,25	780	590	10500				
	1,9	22	32,15	780	590	10500				
	2,1	25	28,39	780	590	10500				
	2,4	28	24,95	780	590	10500				
	2,7	32	22,02	780	590	10500				
	3,1	36	19,51	780	590	10500				
	3,4	40	17,59	780	590	10500				
	3,9	45	15,53	780	590	10500				
	4,3	51	13,75	780	590	10000				
	4,9	57	12,21	780	590	10000				
	5,1	60	11,75	780	590	10000				
	5,5	65	10,85	780	590	10000				
	5,6	65	10,736	780	590	10000				
6,5	76	9,189	780	590	10000					
7,3	86	8,155	780	590	10000					
8,3	97	7,247	780	590	10000					
1500 Nm	0,01	0,04	17533	1500	475	19180	İRK İRK F	83 İR 53	178	70 77
	0,01	0,05	15157	1500	475	19180				
	0,01	0,05	12996	1500	475	19180				
	0,01	0,07	9908	1500	475	19180				
	0,01	0,08	8812	1500	475	19180				
	0,02	0,09	7420	1500	475	19180				
	0,02	0,11	6435	1500	475	19180				
	0,02	0,12	5762	1500	475	19180				
	0,03	0,15	4677	1500	475	19180				
	0,03	0,17	4097	1500	475	19180				
	0,03	0,19	3599	1500	475	19180				
	0,04	0,22	3199	1500	475	19180				
	0,04	0,24	2919	1500	475	19180				
	0,05	0,27	2577	1500	475	19180				
	0,05	0,31	2291	1500	475	19180				
	0,06	0,34	2047	1500	475	19180				
	0,06	0,38	1860	1500	475	19180				
	0,07	0,42	1669	1500	475	19180				
	0,08	0,47	1502	1500	475	19180				
	0,09	0,51	1378	1500	475	19180				
0,10	0,57	1226	1500	475	19180					



$n_1 = 700 \text{ d/d}$

Servis Faktörü Service Factor <i>Service Facteur Sf = 1</i>	P1 GÜÇ Power <i>Puissance</i>	n_2 Çıkış Devri Output Speeds <i>Vitesse de sortie</i>	i Tahvil Ratio <i>Rapport de réduction</i>	M_2 Çıkış Momenti Output Torque <i>Couple de sortie</i>	F_{Q1} Rad. Yük Over Loads <i>Charges radiales</i>	F_{Q10} Rad. Yük Over Loads <i>Charges radiales</i>	Tip Type			kg
	[kW] Hp	[r.p.m.]		[Nm]	[N]	[N]				
1500 Nm	0,11	0,67	1041	1500	450	19180	İRK İRK F	83 IR 52	178	69 76
	0,13	0,77	915	1500	450	19180				
	0,15	0,87	801	1500	450	19180				
	0,17	0,98	712	1500	450	19180				
	0,19	1,1	629	1500	450	19180				
	0,21	1,2	562	1500	450	19180				
	0,26	1,5	454	1500	450	19180				
	0,29	1,7	416	1500	450	19180				
	0,32	1,9	370	1500	450	19180				
	0,36	2,1	329	1500	450	19180				
	0,40	2,4	294	1500	450	19180				
	0,45	2,7	264	1500	450	19180				
	0,52	3,1	228	1500	450	19180				
	0,19	1,1	619	1500	590	19180				
	0,21	1,3	546	1500	590	19180				
	0,24	1,4	486	1500	590	19180				
	0,25	1,5	459	1500	590	19180				
	0,29	1,7	405	1500	590	19180				
	0,32	1,9	360	1500	590	19180				
	0,36	2,2	322	1500	590	19180				
	0,45	2,7	261	1500	590	19180				
	0,49	3,0	236	1500	2150	19180	İRK İRK F	83	174	60 68
	0,56	3,4	204	1500	2150	19180				
	0,64	3,9	180	1500	2150	19180				
	0,69	4,2	166	1500	2150	19180				
	0,80	4,9	143	1500	2150	19180				
	0,91	5,5	127	1500	2150	19180				
	1,0	6,2	113	1500	2150	19180				
	1,1	6,6	106	1500	2150	19180				
	1,2	7,5	93,77	1500	2150	19180				
	1,4	8,4	83,39	1500	2150	19180				
	1,5	9,4	74,67	1500	2150	19180				
	1,9	12	60,61	1500	2150	19180				
	2,2	13	53,24	1500	2150	19180				
	2,4	15	47,32	1500	2150	19180				
	2,7	17	42,28	1500	2150	19180				
	3,0	18	37,93	1500	2150	19180				
	3,4	21	34,15	1500	2150	19180				
	3,7	22	31,34	1500	2150	19180				
	4,1	25	27,86	1500	2150	19180				
	4,6	28	24,88	1500	2150	19180				
	5,2	31	22,33	1500	2150	19180				

Güç Devir Tabloları / Performans Tables / Table de Performances



$n_1 = 700 \text{ d/d}$

Güç Devir Tabloları / Performans Tables / Table de Performances

Servis Faktörü Service Factor Service Facteur <i>Sf = 1</i>	P1 GÜÇ Power Puissance [kW] Hp	n_2 Çıkış Devri Output Speeds Vitesse de sortie [r.p.m.]	i Tahvil Ratio Rapport de réduction	M_2 Çıkış Momenti Output Torque Couple de sortie [Nm]	F_{Q1} Rad. Yük Over Loads Charges radiales [N]	F_{Q10} Rad. Yük Over Loads Charges radiales [N]	Tip Type			kg
	1500 Nm									
	6,0	36	19,33	1500	2150	19180	İRK İRK F	83	174	60 68
	6,7	41	17,27	1500	2150	19180				
	7,4	45	15,50	1500	2150	19180				
	8,2	50	13,95	1500	2150	19180				
	9,1	56	12,59	1500	2150	19180				
	10,1	61	11,39	1500	2150	19180				
	11,2	68	10,31	1500	2150	19180				
	12,3	75	9,349	1500	2150	19180				
	13,8	84	8,350	1500	2150	19180				
	15,3	93	7,527	1500	2150	19180				
	16,9	103	6,824	1500	2150	19180				
	18,6	113	6,189	1500	2150	19180				
3000 Nm										
	0,02	0,05	14401	2700	590	24500	İRK İRK F	93 İR 63	184	114 127
	0,02	0,05	13063	2700	590	24500				
	0,02	0,06	11908	2700	590	24500				
	0,02	0,07	9885	2700	590	24500				
	0,02	0,08	8813	2700	590	24500				
	0,03	0,09	7913	2700	590	24500				
	0,03	0,10	7146	2700	590	24500				
	0,04	0,12	5699	2700	590	24500				
	0,04	0,14	5137	2700	590	24500				
	0,05	0,17	4218	2700	590	24500				
	0,05	0,18	3962	2700	590	24500				
	0,06	0,20	3484	2700	590	24500				
	0,07	0,22	3206	2700	590	24500				
	0,08	0,27	2632	2700	590	24500				
	0,09	0,30	2338	2700	590	24500				
	0,11	0,35	2002	2700	590	24500				
	0,12	0,39	1797	2700	590	24500				
	0,13	0,43	1620	2700	590	24500				
	0,15	0,48	1466	2700	590	24500				
	0,18	0,6	1210	2700	590	24500				
	0,19	0,6	1116	2700	550	24500	İRK İRK F	93 İR 62	184	113 126
	0,21	0,7	995	2700	550	24500				
	0,24	0,8	893	2700	550	24500				
	0,33	1,1	643	2700	550	24500				
	0,37	1,2	580	2700	550	24500				
	0,41	1,3	525	2700	550	24500				
	0,45	1,5	476	2700	550	24500				
	0,48	1,6	447	2700	550	24500				
	0,59	1,9	362	2700	550	24500				
	0,65	2,1	327	2700	550	24500				



$n_1 = 700 \text{ d/d}$

Servis Faktörü Service Factor <i>Service Facteur Sf=1</i>	P1	n_2	i	M_2	F_{Q1}	F_{Q10}	Tip Type			
	GÜÇ Power <i>Puissance Hp</i>	Çıkış Devri Output Speeds <i>Vitesse de sortie [r.p.m.]</i>	Tahvil Ratio <i>Rapport de réduction</i>	Çıkış Momenti Output Torque <i>Couple de sortie [Nm]</i>	Rad. Yük Over Loads <i>Charges radiales</i>	Rad. Yük Over Loads <i>Charges radiales</i>				kg
3000 Nm	0,76	2,5	280	2700	550	24500	İRK İRK F	93 IR 62	184	113 126
	0,85	2,8	252	2700	550	24500				
	0,94	3,1	227	2700	550	24500				
	1,0	3,4	205	2700	550	24500				
	1,1	3,8	186	2700	550	24500				
	0,42	1,4	502	2700	1200	24500	İRK İRK F	94	182	129 132
	0,46	1,5	455	2700	1200	24500				
	0,51	1,7	415	2700	1200	24500				
	0,61	2,0	344	2700	1200	24500				
	0,69	2,3	304	2700	1200	24500				
	0,78	2,6	271	2700	1200	24500				
	0,87	2,9	243	2700	1200	24500				
	0,96	3,2	219	2700	1200	24500				
	1,1	3,6	195	2700	1200	24500				
	1,2	3,9	179	2700	2600	24500				
	1,3	4,4	158	2700	2600	24500				
	1,4	4,7	149	2700	2600	24500				
	1,5	5,2	134	2700	2600	24500				
	1,6	5,5	127	2700	2600	24500				
	1,9	6,4	109	2700	2600	24500				
	2,1	7,0	99,73	2700	2600	24500				
	2,5	8,5	82,79	2700	2600	24500				
	2,8	9,5	73,81	2700	2600	24500				
	3,1	11	66,27	2700	2600	24500				
	3,5	12	59,85	2700	2600	24500				
	3,9	13	53,18	2700	2600	24500				
	4,3	15	47,73	2700	2600	24500				
	4,8	16	43,03	2700	2600	24500				
	5,3	18	38,93	2700	2600	24500				
	5,9	20	35,33	2700	2600	24500				
	6,2	21	33,19	2700	2600	24500				
	7,0	24	29,78	2700	2600	24500				
	7,7	26	26,85	2700	2600	24500				
	8,5	29	24,29	2700	2600	24500				
	9,4	32	22,05	2700	2600	24500				
	10,0	34	20,80	2700	2600	24500				
11,1	38	18,67	2700	2600	24500					
12,3	42	16,83	2700	2600	24500					
13,6	46	15,23	2700	2600	24500					
15,0	51	13,82	2700	2600	24500					
16,5	56	12,57	2700	2600	24500					
18,1	61	11,46	2700	2600	24500					

Güç Devir Tabloları / Performans Tables / Table de Performances



$n_1 = 700$ d/d

Servis Faktörü Service Factor <i>Service Facteur Sf=1</i>	P1 GÜÇ Power <i>Puissance</i>	n_2 Çıkış Devri Output Speeds <i>Vitesse de sortie</i>	i Tahvil Ratio <i>Rapport de réduction</i>	M_2 Çıkış Momenti Output Torque <i>Couple de sortie</i>	F_{Q1} Rad. Yük Over Loads <i>Charges radiales</i>	F_{Q10} Rad. Yük Over Loads <i>Charges radiales</i>	Tip Type			
	[kW] Hp	[r.p.m.]		[Nm]	[N]	[N]				kg
3000 Nm	19,8	67	10,46	2700	2600	24500	İRK İRK F	93	180	126 130
	21,7	73	9,560	2700	2600	24500				
	22,5	76	9,189	2700	2600	24500				
	24,7	84	8,376	2700	2600	24500				
	27,1	92	7,647	2700	2600	24500				
	29,6	100	6,989	2700	2600	24500				
	33,4	113	6,202	2700	2600	24500				
4300 Nm	0,02	0,04	18013	4300	590	37000	İRK İRK F	103 İR 63	190	181 201
	0,02	0,04	15999	4300	590	37000				
	0,02	0,05	14335	4300	590	37000				
	0,03	0,05	12937	4300	590	37000				
	0,03	0,06	11746	4300	590	37000				
	0,04	0,08	9169	4300	590	37000				
	0,04	0,09	7738	4300	590	37000				
	0,05	0,10	6820	4300	590	37000				
	0,06	0,13	5423	4300	590	37000				
	0,08	0,16	4412	4300	590	37000				
	0,09	0,17	4004	4300	590	37000				
	0,10	0,20	3486	4300	590	37000				
	0,12	0,25	2772	4300	590	37000				
	0,15	0,31	2255	4300	590	37000				
	0,17	0,34	2047	4300	590	37000				
	0,17	0,35	1993	4300	590	37000				
	0,22	0,45	1572	4300	590	37000				
	0,24	0,49	1427	4300	590	37000				
	0,26	0,5	1304	4300	590	37000				
	0,29	0,6	1174	4300	590	37000				
	0,33	0,7	1061	4300	590	37000				
	0,39	0,8	877	4300	590	37000				
	0,46	0,9	757	4300	590	37000				
	0,56	1,1	616	4300	590	37000				
	0,62	1,3	559	4300	590	37000				
	0,68	1,4	509	4300	590	37000				
	0,80	1,6	432	4300	590	37000				
	0,88	1,8	392	4300	590	37000				
0,97	2,0	357	4300	590	37000					
1,1	2,2	314	4300	550	37000	İRK İRK F	103 İR 62	190	180 200	
1,2	2,5	285	4300	550	37000					
1,3	2,7	261	4300	550	37000					
1,4	3,0	235	4300	550	37000					
1,6	3,3	212	4300	550	37000					
1,9	4,0	175	4300	550	37000					

Güç Devir Tabloları / Performans Tables / Table de Performances



$n_1 = 700 \text{ d/d}$

Servis Faktörü Service Factor Service Facteur $S_f = 1$	P1 GÜÇ Power Puissance [kW] Hp	n_2 Çıkış Devri Output Speeds Vitesse de sortie [r.p.m.]	i Tahvil Ratio Rapport de réduction	M_2 Çıkış Momenti Output Torque Couple de sortie [Nm]	F_{Q1} Rad. Yük Over Loads Charges radiales [N]	F_{Q10} Rad. Yük Over Loads Charges radiales [N]	Tip Type			kg
4300 Nm	0,55	1,1	612	4300	1550	37000	İRK İRK F	104	188	203 223
	0,62	1,3	544	4300	1550	37000				
	0,68	1,4	490	4300	1550	37000				
	0,76	1,6	439	4300	1550	37000				
	0,84	1,8	396	4300	1550	37000				
	0,93	1,9	360	4300	1550	37000				
	1,1	2,3	301	4300	1550	37000				
	1,3	2,8	254	4300	1550	37000				
	1,5	3,1	224	4300	1550	37000				
	1,9	3,9	178	4300	1550	37000				
	2,1	4,4	160	4300	1550	37000				
	1,9	4,1	172	4300	3150	37000				
	2,1	4,4	160	4300	3150	37000				
	2,3	5,0	141	4300	3150	37000				
	2,6	5,6	125	4300	3150	37000				
	2,9	6,2	112	4300	3150	37000				
	3,3	6,9	101	4300	3150	37000				
	3,6	7,6	91,80	4300	3150	37000				
	4,3	9,1	76,79	4300	3150	37000				
	5,1	11	64,81	4300	3150	37000				
	5,8	12	57,11	4300	3150	37000				
	7,3	15	45,42	4300	3150	37000				
	8,1	17	40,87	4300	3150	37000				
	8,9	19	36,95	4300	3150	37000				
	9,8	21	33,53	4300	3150	37000				
	10,8	23	30,65	4300	3150	37000				
	12,0	25	27,58	4300	3150	37000				
	13,2	28	24,93	4300	3150	37000				
	14,6	31	22,63	4300	3150	37000				
	16,0	34	20,60	4300	3150	37000				
	17,5	37	18,81	4300	3150	37000				
	18,5	39	17,80	4300	3150	37000				
	20,6	44	16,01	4300	3150	37000				
	22,8	48	14,48	4300	3150	37000				
25,1	53	13,14	4300	3150	37000					
27,6	59	11,96	4300	3150	37000					
30,2	64	10,92	4300	3150	37000					
33,0	70	9,992	4300	3150	37000					
36,0	76	9,158	4300	3150	37000					
42,7	91	7,724	4300	3150	37000					
46,4	99	7,102	4300	3150	37000					
50,5	107	6,533	4300	3150	37000					

Güç Devir Tabloları / Performans Tables / Table de Performances



$n_1 = 700 \text{ d/d}$

Güç Devir Tabloları / Performans Tables / Table de Performances

Servis Faktörü Service Factor <i>Service Facteur Sf=1</i>	P1 GÜÇ Power <i>Puissance</i>	n_2 Çıkış Devri Output Speeds <i>Vitesse de sortie</i>	i Tahvil Ratio <i>Rapport de réduction</i>	M_2 Çıkış Momenti Output Torque <i>Couple de sortie</i>	F_{Q1} Rad. Yük Over Loads <i>Charges radiales</i>	F_{Q10} Rad. Yük Over Loads <i>Charges radiales</i>	Tip Type			
	[kW] Hp	[r.p.m.]		[Nm]	[N]	[N]				kg
8000 Nm	0,04	0,04	15860	8000	1200	60800	İRK İRK F	123 İR 73	196	284 318
	0,04	0,05	14323	8000	1200	60800				
	0,05	0,05	13014	8000	1200	60800				
	0,05	0,06	11886	8000	1200	60800				
	0,06	0,06	10903	8000	1200	60800				
	0,07	0,07	9721	8000	1200	60800				
	0,07	0,08	8585	8000	1200	60800				
	0,08	0,09	7630	8000	1200	60800				
	0,10	0,11	6596	8000	1200	60800				
	0,11	0,12	5893	8000	1200	60800				
	0,12	0,13	5288	8000	1200	60800				
	0,14	0,15	4526	8000	1200	60800				
	0,16	0,17	4023	8000	1200	60800				
	0,18	0,19	3594	8000	1200	60800				
	0,20	0,22	3225	8000	1200	60800				
	0,22	0,24	2903	8000	1200	60800				
	0,23	0,25	2781	8000	1200	60800				
	0,26	0,28	2472	8000	1200	60800				
	0,29	0,32	2208	8000	1200	60800				
	0,32	0,35	1982	8000	1200	60800				
	0,36	0,39	1784	8000	1200	60800				
	0,40	0,43	1610	8000	1200	60800				
	0,44	0,48	1456	8000	1200	60800				
	0,49	0,5	1319	8000	1200	60800				
	0,54	0,6	1195	8000	1200	60800				
	0,59	0,6	1084	8000	1200	60800				
	0,32	0,35	1983	8000	1200	60800	İRK İRK F	123 İR 72	196	282 316
	0,36	0,40	1743	8000	1200	60800				
	0,41	0,45	1549	8000	1200	60800				
	0,46	0,5	1389	8000	1200	60800				
	0,50	0,6	1255	8000	1200	60800				
	0,55	0,6	1140	8000	1200	60800				
0,61	0,7	1041	8000	1200	60800					
0,74	0,8	852	8000	1200	60800					
0,84	0,9	752	8000	1200	60800					
0,95	1,0	668	8000	1200	60800					
1,1	1,2	597	8000	1200	60800					
1,2	1,3	536	8000	1200	60800					
1,4	1,5	458	8000	1200	60800					
1,6	1,7	408	8000	1200	60800					
1,7	1,9	364	8000	1200	60800					
1,9	2,1	327	8000	1200	60800					



$n_1 = 700 \text{ d/d}$

Servis Faktörü Service Factor <i>Service Facteur Sf=1</i>	P1 GÜÇ Power <i>Puissance Hp</i> [kW] Hp	n_2 Çıkış Devri Output Speeds <i>Vitesse de sortie</i> [r.p.m.]	i Tahvil Ratio <i>Rapport de réduction</i>	M_2 Çıkış Momenti Output Torque <i>Couple de sortie</i> [Nm]	F_{O1} Rad. Yük Over Loads <i>Charges radiales</i> [N]	F_{O10} Rad. Yük Over Loads <i>Charges radiales</i> [N]	Tip Type			kg
8000 Nm	2,2	2,4	294	8000	1200	60800	İRK İRK F	123 İR 72	196	282 316
	2,2	2,5	282	8000	1200	60800				
	2,5	2,8	250	8000	1200	60800				
	2,8	3,1	228	8000	1200	60800				
	3,1	3,5	201	8000	1200	60800				
	3,5	3,9	181	8000	1200	60800				
	3,9	4,3	163	8000	1200	60800				
	4,3	4,7	148	8000	1200	60800				
	4,7	5,2	134	8000	1200	60800				
	5,2	5,8	121	8000	1200	60800				
	1,4	1,6	446	8000	1550	60000	İRK İRK F	124	194	314 344
	1,5	1,7	403	8000	1550	60000				
	1,7	1,9	366	8000	1550	60000				
	1,9	2,1	330	8000	1550	55000				
	2,1	2,3	302	8000	1550	55000				
	2,3	2,6	273	8000	1550	55000				
	2,5	2,8	249	8000	1550	55000				
	2,7	3,1	229	8000	1550	50000				
	3,1	3,4	204	8000	1550	50000				
	3,5	3,9	180	8000	1550	50000				
	3,9	4,4	160	8000	1550	50000	İRK İRK F	123	192	293 327
	4,4	4,9	143	8000	1550	50000				
	4,2	4,8	147	8000	3750	60000				
	4,8	5,4	129	8000	3750	60000				
	5,4	6,1	115	8000	3750	60000				
	6,0	6,8	103	8000	3750	55000				
	6,6	7,5	92,73	8000	3750	55000				
	7,3	8,3	84,26	8000	3750	55000				
	8,0	9,1	76,95	8000	3750	55000				
	8,7	9,9	70,59	8000	3750	50000				
	9,7	11	62,94	8000	3750	50000				
	11,0	13	55,58	8000	3750	50000				
	12,4	14	49,40	8000	3750	50000				
13,9	16	44,14	8000	3750	50000					
15,5	18	39,60	8000	3750	45000					
18,1	21	33,90	8000	3750	45000					
20,4	23	30,13	8000	3750	40000					
22,8	26	26,92	8000	3750	40000					
25,4	29	24,15	8000	3750	40000					
28,2	32	21,74	8000	3750	40000					
29,5	34	20,83	8000	3750	40000					
33,1	38	18,51	8000	3750	40000					



$n_1 = 700$ d/d

Güç Devir Tabloları / Performans Tables / Table de Performances

Servis Faktörü Service Factor <i>Service Facteur Sf=1</i>	P1 GÜÇ Power <i>Puissance</i>	n_2 Çıkış Devri Output Speeds <i>Vitesse de sortie</i>	i Tahvil Ratio <i>Rapport de réduction</i>	M_2 Çıkış Momenti Output Torque <i>Couple de sortie</i>	F_{Q1} Rad. Yük Over Loads <i>Charges radiales</i>	F_{Q10} Rad. Yük Over Loads <i>Charges radiales</i>	Tip Type			
	[kW] Hp	[r.p.m.]		[Nm]	[N]	[N]				kg
8000 Nm	37,1	42	16,54	8000	3750	35000	İRK İRK F	123	192	293 327
	41,3	47	14,84	8000	3750	35000				
	45,9	52	13,36	8000	3750	35000				
	50,9	58	12,06	8000	3750	35000				
	56,3	64	10,90	8000	3750	25000				
	62,1	71	9,875	8000	3750	25000				
	68,5	78	8,952	8000	3750	25000				
	75,6	86	8,120	8000	3750	25000				
13000 Nm	0,05	0,03	21208	13000	1200	75000	İRK İRK F	143 İR 73	202	514 562
	0,06	0,04	18335	13000	1200	75000				
	0,07	0,05	14883	13000	1200	75000				
	0,08	0,06	12431	13000	1200	75000				
	0,10	0,06	10939	13000	1200	75000				
	0,11	0,07	9706	13000	1200	75000				
	0,12	0,08	8552	13000	1200	75000				
	0,14	0,09	7589	13000	1200	75000				
	0,15	0,10	6779	13000	1200	75000				
	0,17	0,11	6090	13000	1200	75000				
	0,19	0,13	5495	13000	1200	75000				
	0,21	0,14	5059	13000	1200	75000				
	0,23	0,16	4489	13000	1200	75000				
	0,26	0,17	4010	13000	1200	75000				
	0,29	0,19	3602	13000	1200	75000				
	0,32	0,22	3251	13000	1200	75000				
	0,38	0,26	2728	13000	1200	75000				
	0,46	0,31	2245	13000	1200	75000				
	0,56	0,38	1866	13000	1200	75000				
	0,59	0,40	1757	13000	1200	75000				
0,72	0,48	1446	13000	1200	75000					
0,82	0,6	1259	13000	1200	75000	İRK İRK F	143 İR 72	202	512 560	
0,93	0,6	1108	13000	1200	75000					
1,0	0,7	983	13000	1200	75000					
1,2	0,8	866	13000	1200	75000					
1,3	0,9	769	13000	1200	75000					
1,5	1,0	686	13000	1200	75000					
1,7	1,2	598	13000	1200	75000					
1,9	1,3	530	13000	1200	75000					
2,2	1,5	474	13000	1200	75000					
2,7	1,8	384	13000	1200	71000					
2,9	2,0	353	13000	1200	71000					
3,3	2,2	314	13000	1200	71000					
3,6	2,5	283	13000	1200	71000					



$n_1 = 700$ d/d

Servis Faktörü Service Factor <i>Service Facteur Sf=1</i>	P1	n_2	i	M_2	F_{Q1}	F_{Q10}	Tip Type			
	GÜÇ Power <i>Puissance Hp</i>	Çıkış Devri Output Speeds <i>Vitesse de sortie [r.p.m.]</i>	Tahvil Ratio <i>Rapport de réduction</i>	Çıkış Momenti Output Torque <i>Couple de sortie [Nm]</i>	Rad. Yük Over Loads <i>Charges radiales</i>	Rad. Yük Over Loads <i>Charges radiales</i>				kg
13000 Nm	4,1	2,8	250	13000	1200	71000	İRK İRK F	143 İR 72	202	512 560
	4,6	3,1	225	13000	1200	71000				
	5,1	3,4	203	13000	1200	71000				
	6,0	4,1	170	13000	1200	71000				
	6,8	4,6	151	13000	1200	71000				
	7,6	5,2	135	13000	1200	71000				
	1,8	1,2	564	13000	1550	75000	İRK İRK F	143 İR 82	204	549 597
	2,1	1,4	501	13000	1550	75000				
	2,3	1,6	447	13000	1550	75000				
	2,6	1,7	402	13000	1550	75000				
	2,8	1,9	363	13000	1550	71000				
	3,2	2,2	320	13000	1550	71000				
	3,9	2,7	261	13000	1550	71000				
	4,7	3,2	219	13000	1550	71000				
	5,7	3,9	181	13000	1550	71000				
	6,3	4,3	164	13000	1550	71000				
	7,5	5,1	137	13000	1550	71000	İRK İRK F	144	200	645 695
	1,4	1,0	726	13000	3750	65000				
	1,6	1,1	652	13000	3750	65000				
	1,7	1,2	589	13000	3750	65000				
	2,1	1,4	492	13000	3750	65000				
	2,3	1,6	433	13000	3750	65000				
	2,6	1,8	384	13000	3750	65000				
	3,0	2,1	339	13000	3750	61500				
	3,4	2,3	300	13000	3750	61500				
	3,8	2,6	268	13000	3750	61500				
	4,2	2,9	241	13000	3750	55000	İRK İRK F	143	198	530 578
	4,7	3,2	218	13000	3750	55000				
	5,1	3,5	200	13000	3750	55000				
	5,7	3,9	178	13000	3750	55000				
	6,4	4,4	159	13000	3750	50000				
	6,5	4,5	154	13000	3750	65000				
7,3	5,1	137	13000	3750	65000					
8,1	5,7	123	13000	3750	65000					
8,9	6,3	111	13000	3750	65000					
10,7	7,5	93,10	13000	3750	65000					
12,2	8,5	81,92	13000	3750	65000					
13,7	9,6	72,69	13000	3750	61500					
15,6	11	64,05	13000	3750	61500					
17,5	12	56,83	13000	3750	61500					
19,6	14	50,77	13000	3750	55000					
21,9	15	45,61	13000	3750	55000					



$n_1 = 700$ d/d

Güç Devir Tabloları / Performans Tables / Table de Performances

Servis Faktörü Service Factor <i>Service Facteur Sf = 1</i>	P1 GÜÇ Power <i>Puissance</i>	n_2 Çıkış Devri Output Speeds <i>Vitesse de sortie</i>	i Tahvil Ratio <i>Rapport de réduction</i>	M_2 Çıkış Momenti Output Torque <i>Couple de sortie</i>	F_{Q1} Rad. Yük Over Loads <i>Charges radiales</i>	F_{Q10} Rad. Yük Over Loads <i>Charges radiales</i>	Tip Type			
	[kW] Hp	[r.p.m.]		[Nm]	[N]	[N]				kg
13000 Nm	24,2	17	41,15	13000	3750	55000	İRK İRK F	143	198	530 578
	26,3	18	37,89	13000	3750	55000				
	29,7	21	33,62	13000	3750	50000				
	33,2	23	30,03	13000	3750	50000				
	37,0	26	26,98	13000	3750	50000				
	41,0	29	24,35	13000	3750	45000				
	44,0	31	22,64	13000	3750	45000				
	48,8	34	20,43	13000	3750	45000				
	53,9	38	18,50	13000	3750	38500				
	59,3	42	16,81	13000	3750	38500				
	65,1	46	15,32	13000	3750	38500				
	71,3	50	13,98	13000	3750	38500				
	75,8	53	13,16	13000	3750	38500				
	83,7	59	11,92	13000	3750	36000				
	92,1	65	10,83	13000	3750	36000				
	101	71	9,863	13000	3750	36000				
	111	78	9,002	13000	3750	36000				
	132	93	7,533	13000	3750	36000				
	144	101	6,901	13000	3750	36000				
	13000 Nm	0,07	0,04	18995	18000	2500				
0,08		0,04	16945	18000	2500	110000				
0,09		0,05	15222	18000	2500	110000				
0,10		0,05	13356	18000	2500	110000				
0,12		0,06	11442	18000	2500	110000				
0,13		0,07	10326	18000	2500	110000				
0,15		0,07	9376	18000	2500	110000				
0,18		0,09	7843	18000	2500	110000				
0,21		0,11	6470	18000	2500	110000				
0,27		0,14	5152	18000	2500	110000				
0,30		0,15	4609	18000	2500	110000				
0,33		0,17	4133	18000	2500	110000				
0,38		0,19	3627	18000	2500	110000				
0,43		0,22	3237	18000	2500	110000				
0,48		0,24	2905	18000	2500	110000				
0,51		0,26	2731	18000	2500	110000				
0,59		0,30	2340	18000	2500	110000				
0,66		0,33	2098	18000	2500	110000				
0,75		0,38	1841	18000	2500	110000				
0,84		0,43	1643	18000	2500	110000				
13000 Nm	0,74	0,38	1859	18000	2500	110000	İRK İRK F	153 İR 92	210	880 970
	0,84	0,43	1638	18000	2500	110000				
	1,1	0,54	1303	18000	2500	110000				



$n_1 = 700 \text{ d/d}$

Servis Faktörü Service Factor <i>Service Facteur Sf = 1</i>	P1	n_2	i	M_2	F_{Q1}	F_{Q10}	Tip Type				
	GÜÇ Power <i>Puissance Hp</i>	Çıkış Devri Output Speeds <i>Vitesse de sortie [r.p.m.]</i>	Tahvil Ratio <i>Rapport de réduction</i>	Çıkış Momenti Output Torque <i>Couple de sortie [Nm]</i>	Rad. Yük Over Loads <i>Charges radiales</i>	Rad. Yük Over Loads <i>Charges radiales</i>				kg	
13000 Nm	1,2	0,61	1143	18000	2500	110000	İRK İRK F	153 İR 92	210	880 970	
	1,4	0,72	977	18000	2500	110000					
	1,6	0,80	878	18000	2500	110000					
	1,7	0,88	795	18000	2500	110000					
	1,9	0,98	715	18000	2500	110000					
	2,2	1,1	626	18000	2500	110000					
	2,5	1,3	559	18000	2500	110000					
	2,8	1,4	502	18000	2500	110000					
	3,2	1,6	438	18000	2500	110000					
	3,5	1,8	391	18000	2500	110000					
	3,9	2,0	355	18000	2500	110000					
	4,4	2,2	316	18000	2500	110000					
	4,8	2,4	286	18000	2500	110000					
	5,3	2,7	260	18000	2500	110000					
	5,8	3,0	236	18000	2500	110000					
	7,0	3,6	196	18000	2500	110000					
	8,4	4,3	164	18000	2500	110000					
		3,4	1,7	408	18000	3750	110000	İRK İRK F	153 İR 102	212	896 986
		3,8	1,9	364	18000	3750	110000				
		4,2	2,1	327	18000	3750	110000				
		4,7	2,4	295	18000	3750	110000				
		5,2	2,6	266	18000	3750	110000				
		5,6	2,8	246	18000	3750	110000				
		6,0	3,0	230	18000	3750	110000				
		7,2	3,6	192	18000	3750	110000				
		8,1	4,1	171	18000	3750	110000				
		9,0	4,6	153	18000	3750	110000				
		10,6	5,4	130	18000	3750	110000	İRK İRK F	154	208	871 961
		11,9	6,0	116	18000	3750	110000				
		13,3	6,7	104	18000	3750	110000				
		2,6	1,3	547	18000	3750	110000				
		2,8	1,4	496	18000	3750	110000				
		3,6	1,8	386	18000	3750	110000				
	4,1	2,0	344	18000	3750	110000					
	4,5	2,3	309	18000	3750	110000					
	5,2	2,6	271	18000	3750	110000					
	6,0	3,0	232	18000	3750	110000					
	6,7	3,4	208	18000	3750	110000					
	8,1	4,0	173	18000	3750	110000					
	9,0	4,5	156	18000	3750	110000					
	10,3	5,1	137	18000	3750	110000					
	11,5	5,7	122	18000	3750	110000					

Güç Devir Tabloları / Performans Tables / Table de Performances



$n_1 = 700$ d/d

Güç Devir Tabloları / Performans Tables / Table de Performances

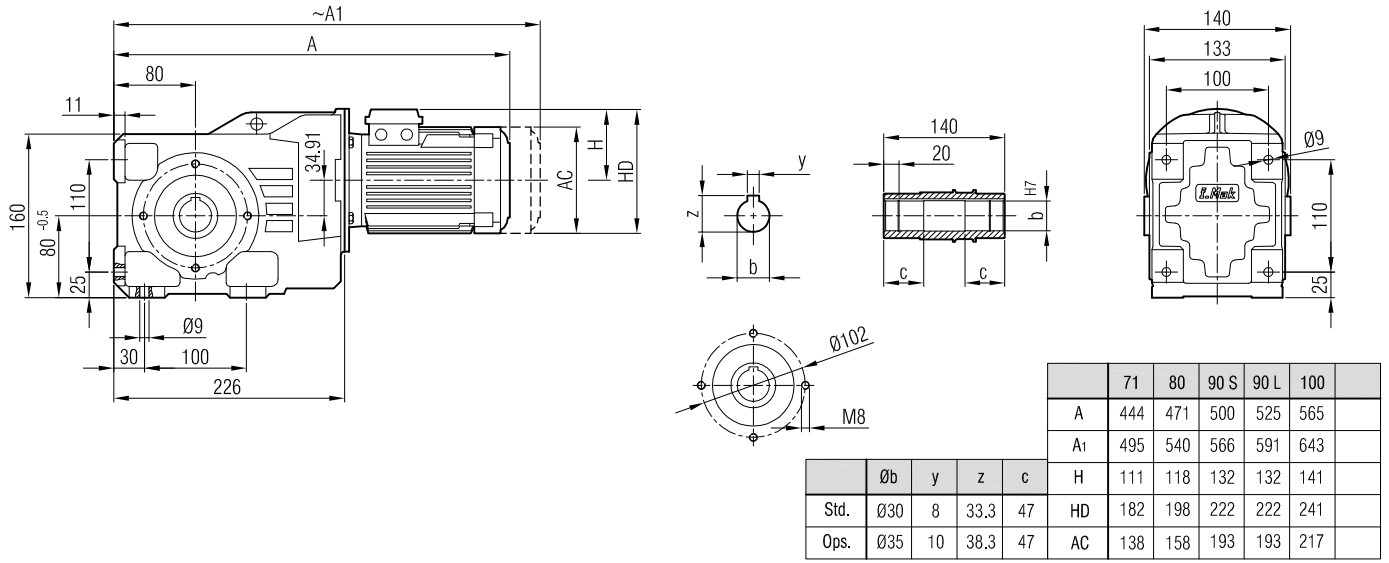
Servis Faktörü Service Factor <i>Service Facteur Sf=1</i>	P1 GÜÇ Power <i>Puissance</i>	n_2 Çıkış Devri Output Speeds <i>Vitesse de sortie</i>	i Tahvil Ratio <i>Rapport de réduction</i>	M_2 Çıkış Momenti Output Torque <i>Couple de sortie</i>	F_{Q1} Rad. Yük Over Loads <i>Charges radiales</i>	F_{Q10} Rad. Yük Over Loads <i>Charges radiales</i>	Tip Type			
	[kW] Hp	[r.p.m.]		[Nm]	[N]	[N]				kg
13000 Nm	9,8	5,0	141	18000	5250	110000	İRK İRKf	153	206	830 920
	10,8	5,5	127	18000	5250	110000				
	13,9	7,1	99,25	18000	5250	110000				
	15,6	7,9	88,54	18000	5250	110000				
	17,4	8,8	79,54	18000	5250	110000				
	19,8	10	69,79	18000	5250	110000				
	23,1	12	59,68	18000	5250	110000				
	25,8	13	53,61	18000	5250	110000				
	29,3	15	47,04	18000	5250	110000				
	32,9	17	41,99	18000	5250	110000				
	36,6	19	37,68	18000	5250	110000				
	41,9	21	32,91	18000	5250	110000				
	47,0	24	29,37	18000	5250	110000				
	52,4	27	26,36	18000	5250	110000				
	58,1	29	23,76	18000	5250	110000				
	64,2	33	21,50	18000	5250	110000				
	70,7	36	19,51	18000	5250	110000				
	77,8	39	17,75	18000	5250	110000				
93,4	47	14,77	18000	5250	110000					
112	57	12,35	18000	5250	110000					

İRK Serisi Redüktörler Ölçü Sayfaları

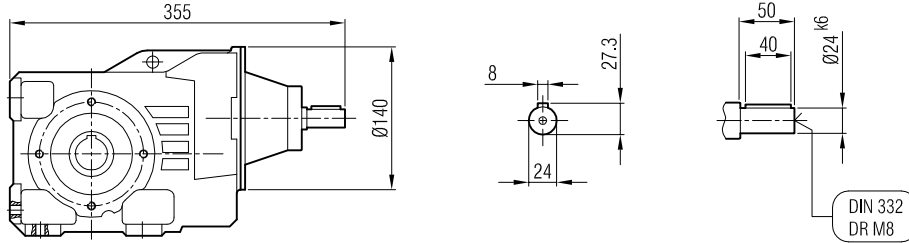
Dimensions Pages
Dimensions



İRKM 43-42

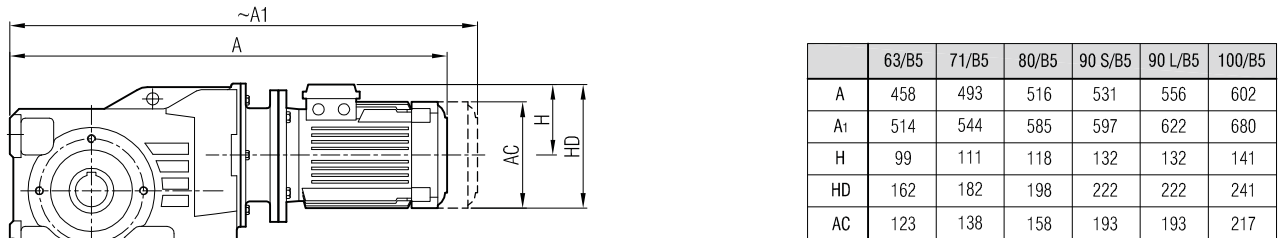


İRK 43-42



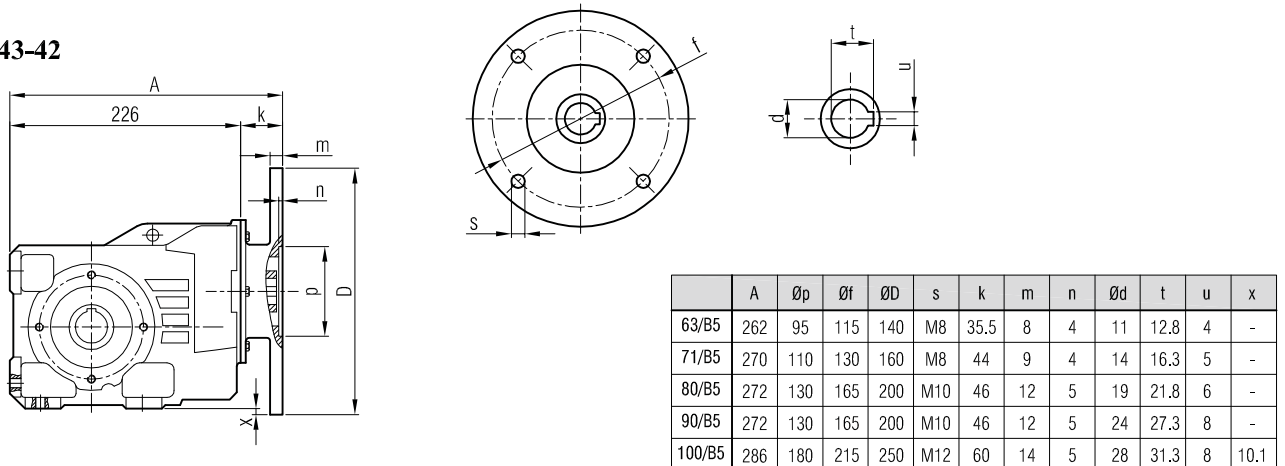
"A₁" Ölçüsü Frenli Motorlar içindir.
Dimension "A₁" is for motors with brake
Maß "A₁" ist für Motoren mit Bremse

İRKPM 43-42



"A₁" Ölçüsü Frenli Motorlar içindir.
Dimension "A₁" is for motors with brake
Maß "A₁" ist für Motoren mit Bremse

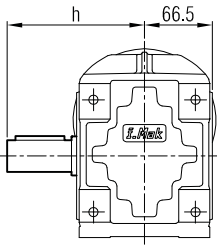
İRKP 43-42



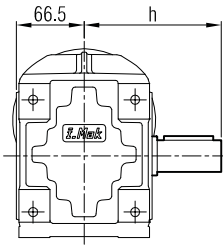


İRK... 43-42

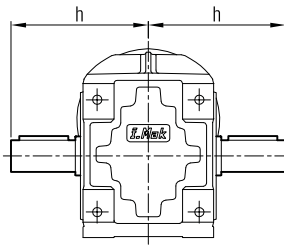
... -SR



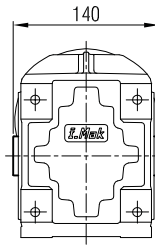
... -SL



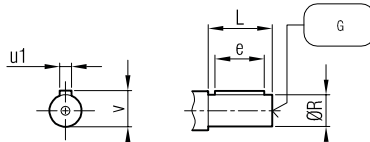
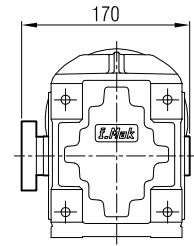
... -SD



... -H

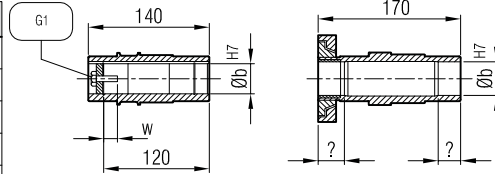


... -SDL / SDR

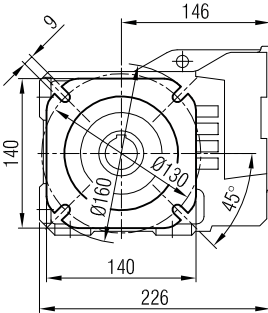


	ØR	L	e	u1	v	h	L1	G
Std.	Ø25	50	40	8	28.3	124	291	DIN 332 - DR M10
Ops.	Ø35	70	56	10	38.3	144	331	DIN 332 - DR M12

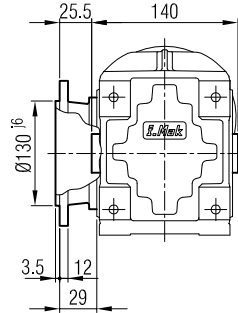
	Std.	Ops.
Øb	Ø30	Ø35
w	19.5	18.5
C	35	25
C1	20	20
G1	DIN 933 M12x30	DIN 933 M12x30



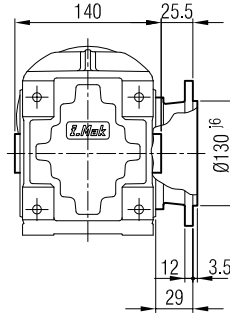
Standart / Standard



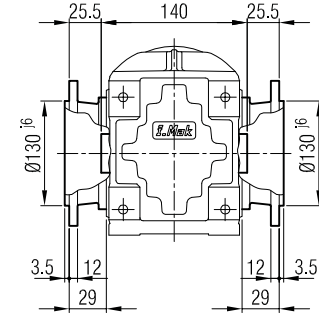
... -FR



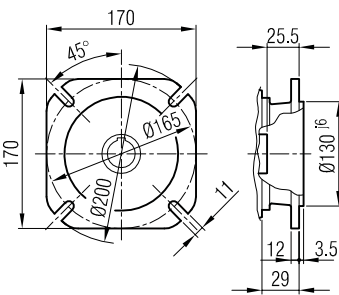
... -FL



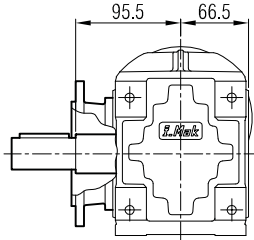
... -FD



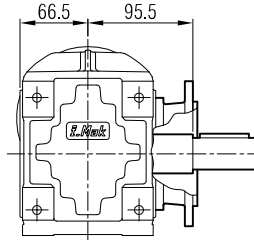
Opsiyonel / Option



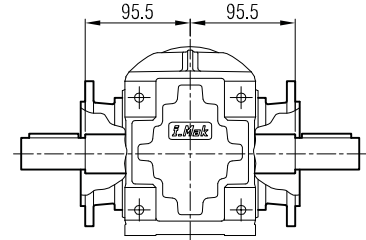
... -FR-SR



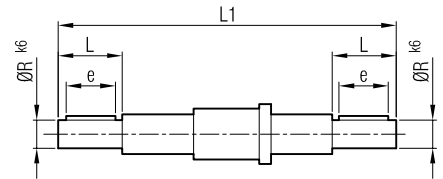
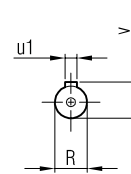
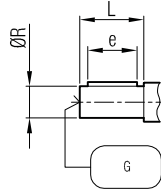
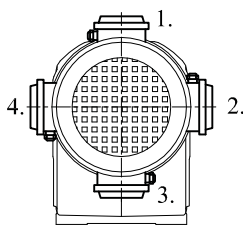
... -FL-SL



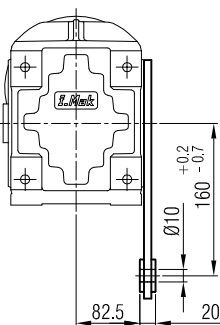
... -FD-SD



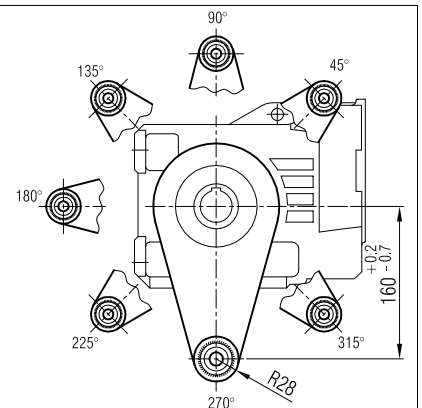
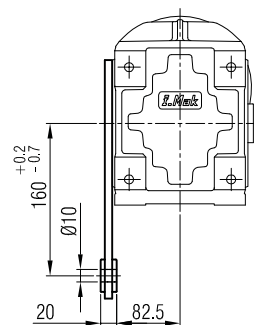
Klemens Pozisyonları
Terminal Box Positions
Klemenskasten Positionen



-TL

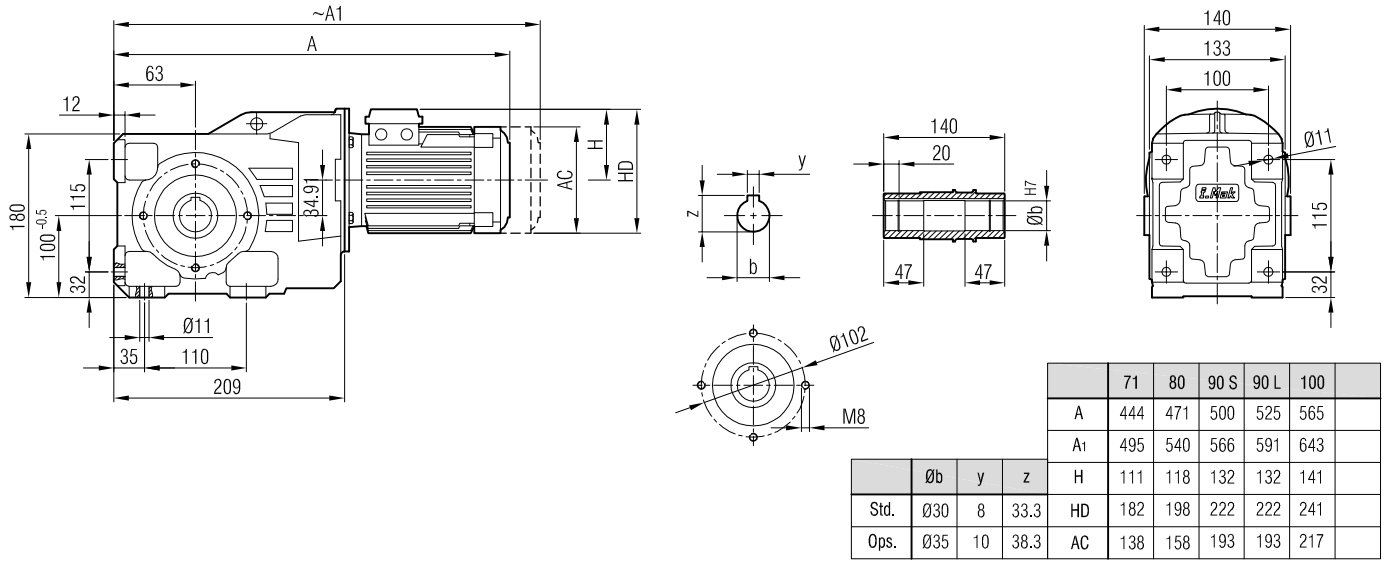


-TR

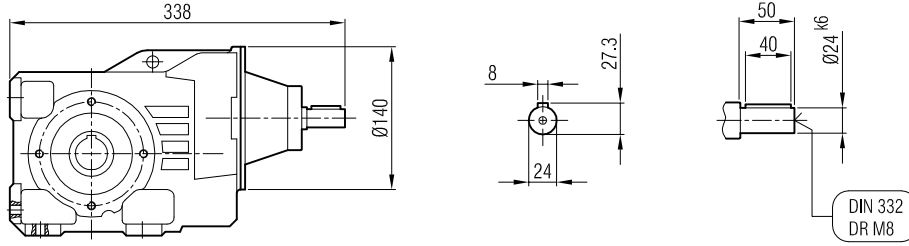




İRKM 53-52

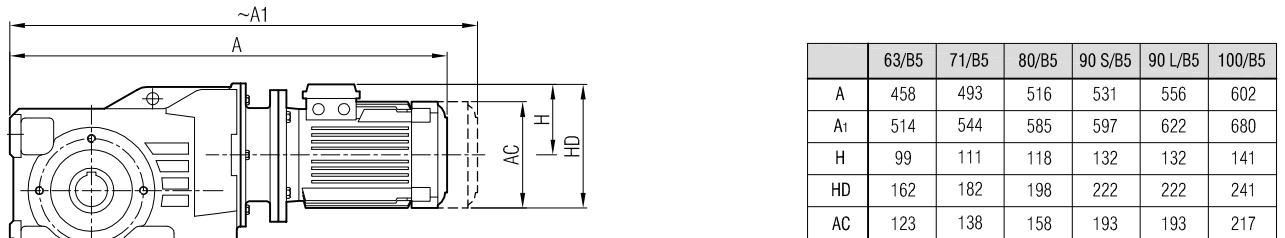


İRK 53-52



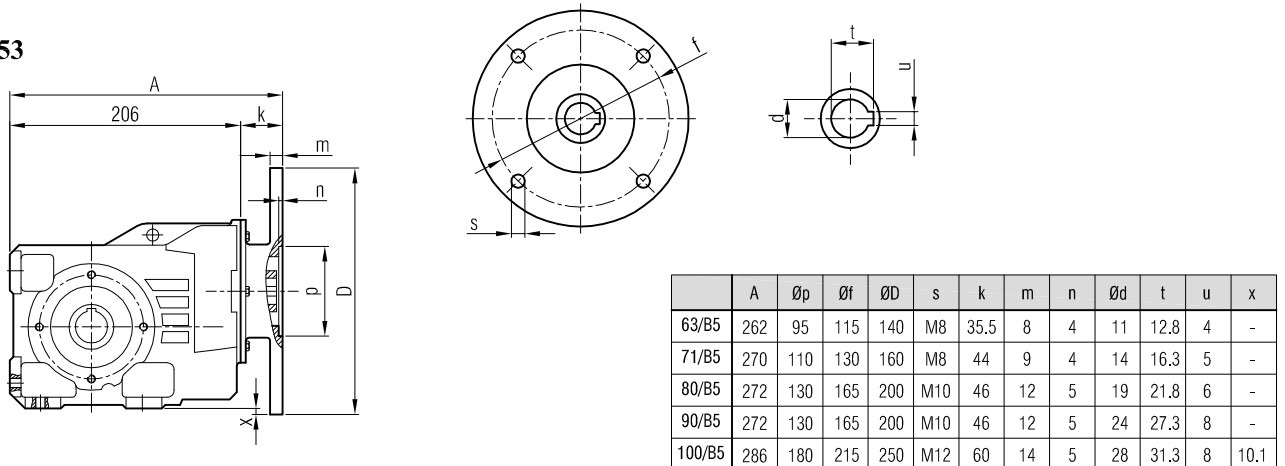
"A₁" Ölçüsü Frenli Motorlar içindir.
Dimension "A₁" is for motors with brake
Maß "A₁" ist für Motoren mit Bremse

İRKPM 53-52



"A₁" Ölçüsü Frenli Motorlar içindir.
Dimension "A₁" is for motors with brake
Maß "A₁" ist für Motoren mit Bremse

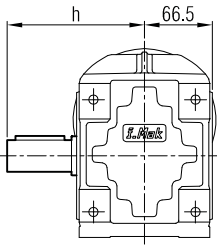
İRKP 53



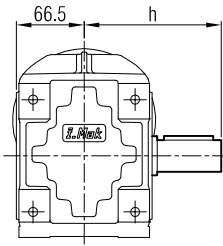


İRK... 53-52

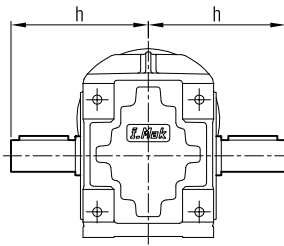
... -SR



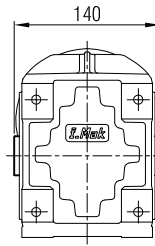
... -SL



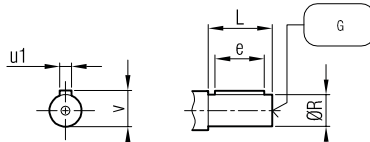
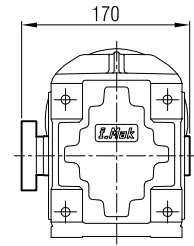
... -SD



... -H

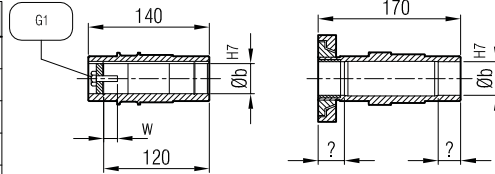


... -SDL / SDR

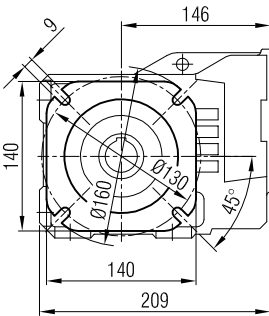


	ØR	L	e	u1	v	h	L1	G
Std.	Ø25	50	40	8	28.3	124	291	DIN 332 - DR M10
Ops.	Ø35	70	56	10	38.3	144	331	DIN 332 - DR M12

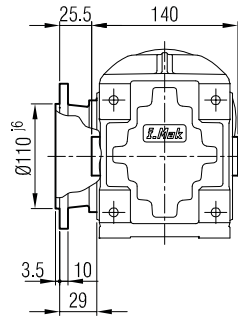
	Std.	Ops.
Øb	Ø30	Ø35
w	19.5	18.5
C	35	25
C1	20	20
G1	DIN 933 M12x30	DIN 933 M12x30



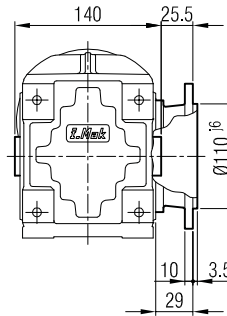
Standart / Standard



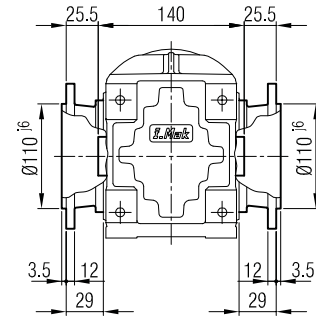
... -FR



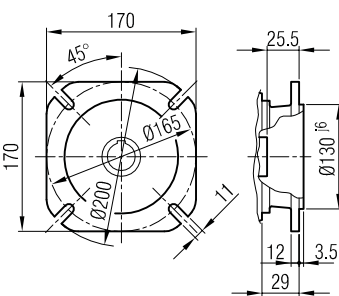
... -FL



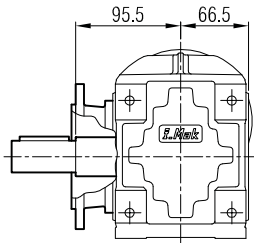
... -FD



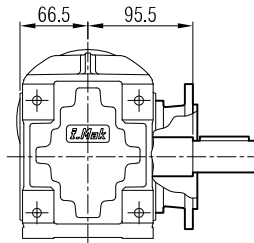
Opsiyonel / Option



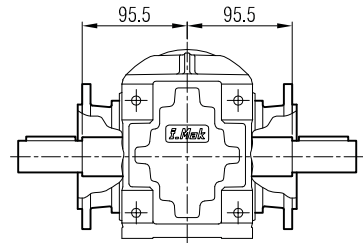
... -FR-SR



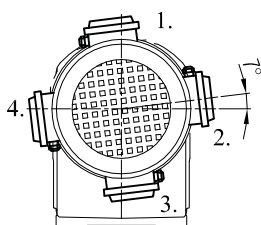
... -FL-SL



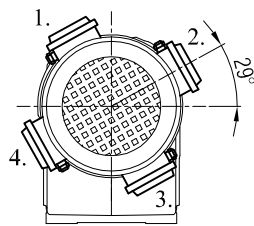
... -FD-SD



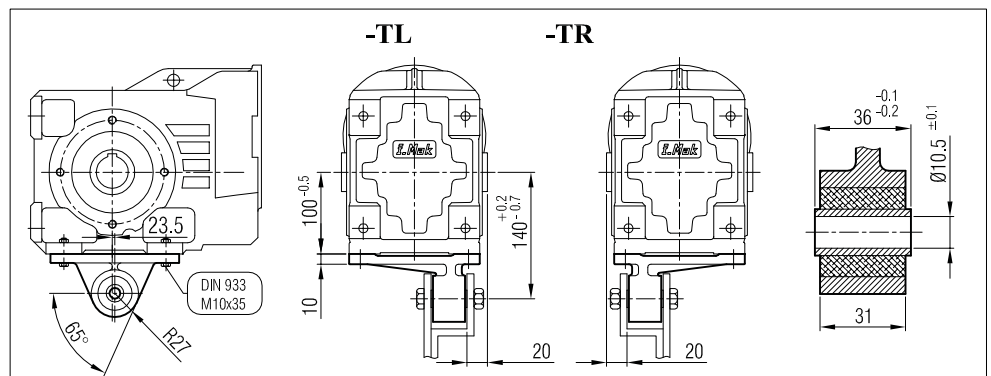
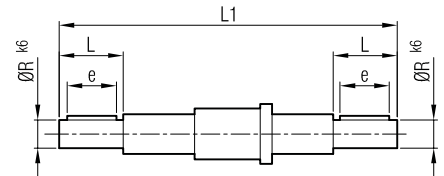
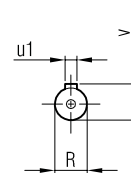
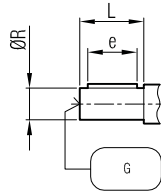
Klemens Pozisyonları
Terminal Box Positions
Klemenskasten Positionen



71, 80, 90, 100
B5 Tip/Type/Typ

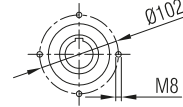
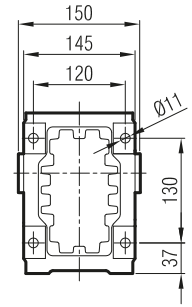
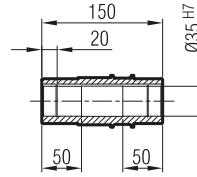
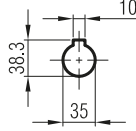
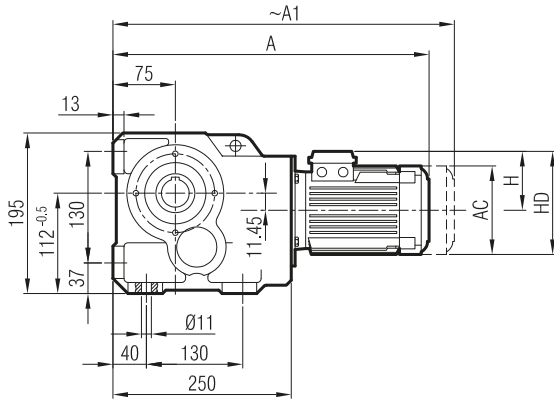


63 B5 Tip/Type/Typ



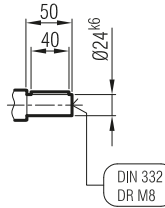
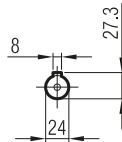
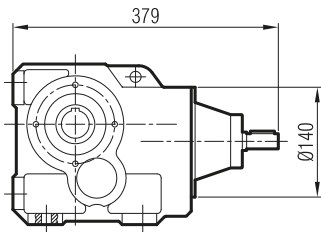


İRKM 63



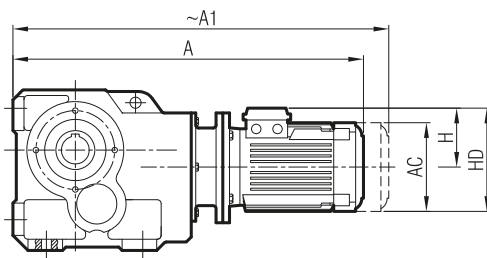
	71	80	90 S	90 L	100
A	468	495	524	549	589
A ₁	519	564	590	615	667
H	111	118	132	132	141
HD	182	198	222	222	241
AC	138	158	193	193	217

İRK 63



"A₁" Ölçüsü Frenli Motorlar içindir.
Dimension "A₁" is for motors with brake
Maß "A₁" ist für Motoren mit Bremse

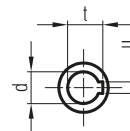
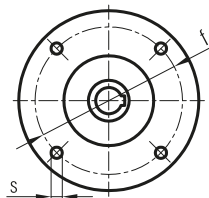
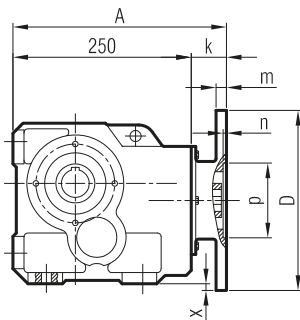
İRKPM 63



	63/B5	71/B5	80/B5	90 S/B5	90 L/B5	100/B5
A	482	517	540	555	580	626
A ₁	538	568	609	621	646	704
H	99	111	118	132	132	141
HD	162	182	198	222	222	241
AC	123	138	158	193	193	217

"A₁" Ölçüsü Frenli Motorlar içindir.
Dimension "A₁" is for motors with brake
Maß "A₁" ist für Motoren mit Bremse

İRKP 63

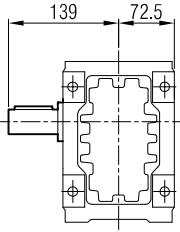


	A	Øp	Øf	ØD	s	k	m	n	Ød	t	u	x
63/B5	286	95	115	140	M8	35.5	8	4	11	12.8	4	-
71/B5	294	110	130	160	M8	44	9	4	14	16.3	5	-
80/B5	296	130	165	200	M10	46	12	5	19	21.8	6	-
90/B5	296	130	165	200	M10	46	12	5	24	27.3	8	-
100/B5	310	180	215	250	M12	60	14	5	28	31.3	8	24.5

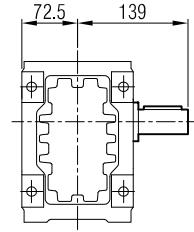


İRK... 63

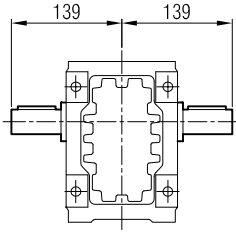
... -SR



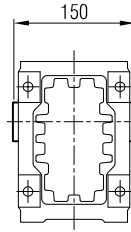
... -SL



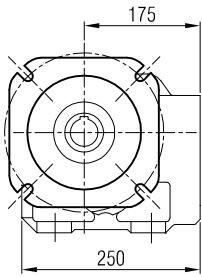
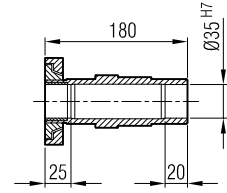
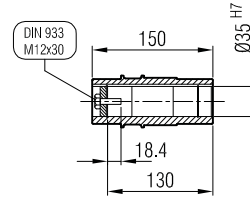
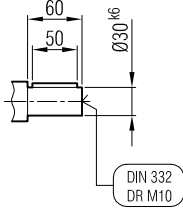
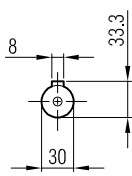
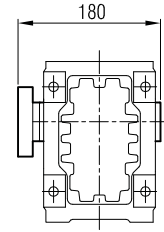
... -SD



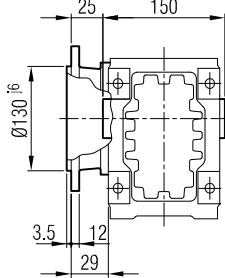
... -H



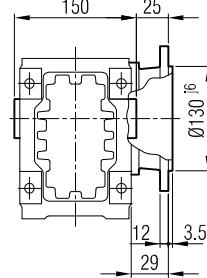
... -SDL / SDR



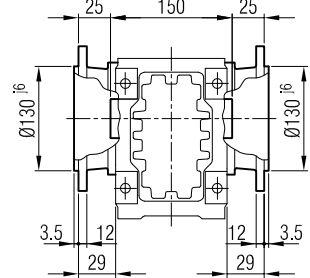
... -FR



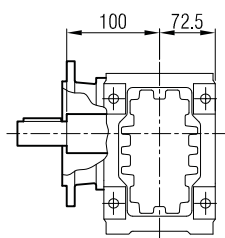
... -FL



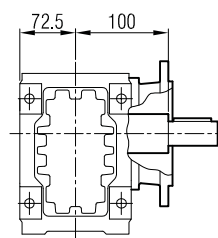
... -FD



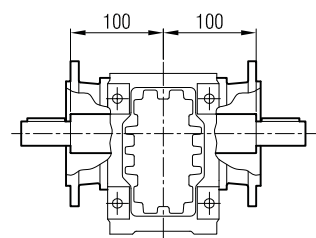
... -FR-SR



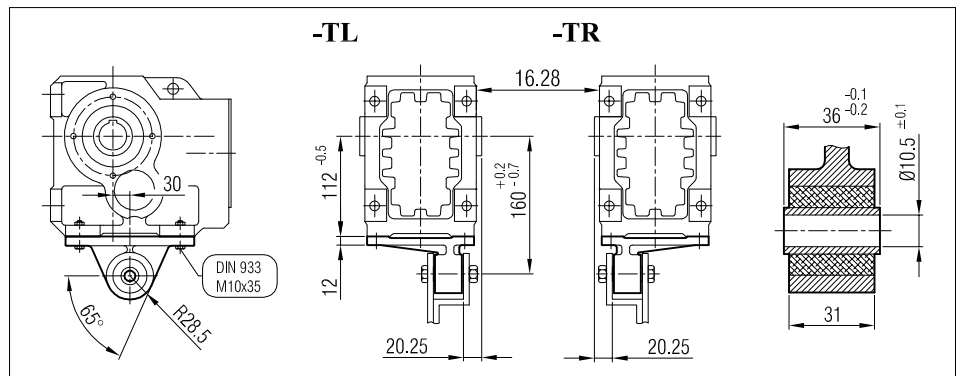
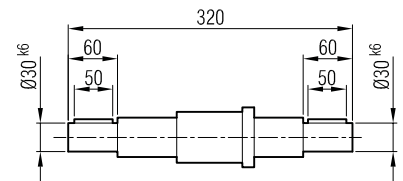
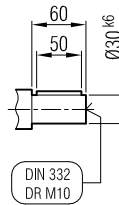
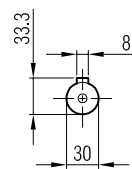
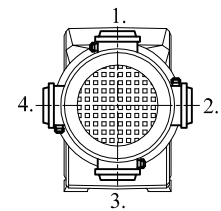
... -FL-SL



... -FD-SD

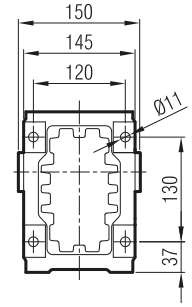
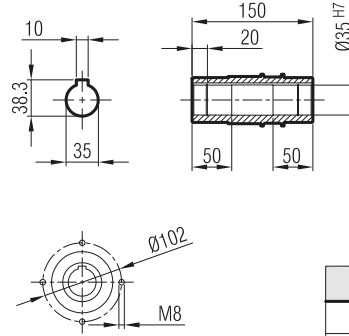
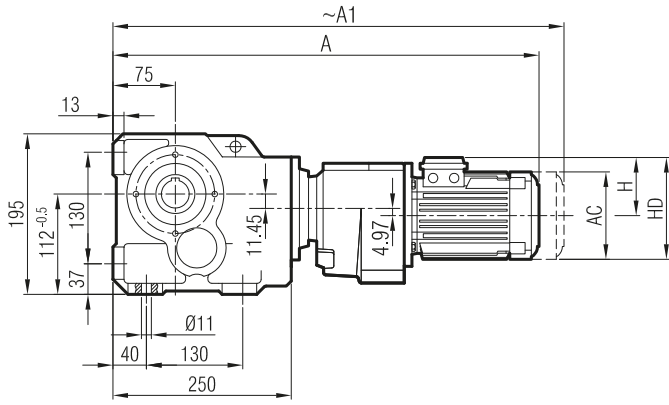


Klemens Pozisyonları
Terminal Box Positions
Klemenskasten Positionen



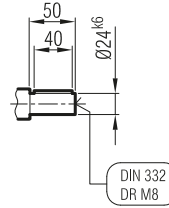
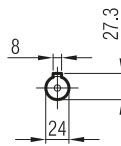
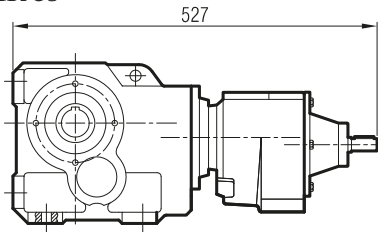


İRKM 63 İR52



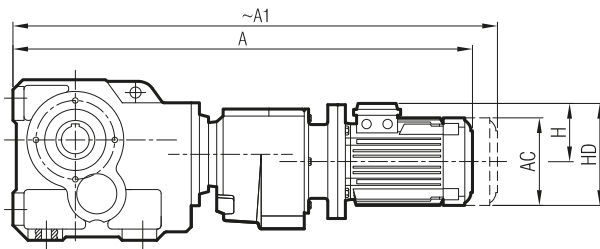
	71			
A	616			
A ₁	667			
H	111			
HD	182			
AC	138			

İRK 63 İR 52
İRK 63 İR 53



"A₁" Ölçüsü Frenli Motorlar içindir.
Dimension "A₁" is for motors with brake
Maß "A₁" ist für Motoren mit Bremse

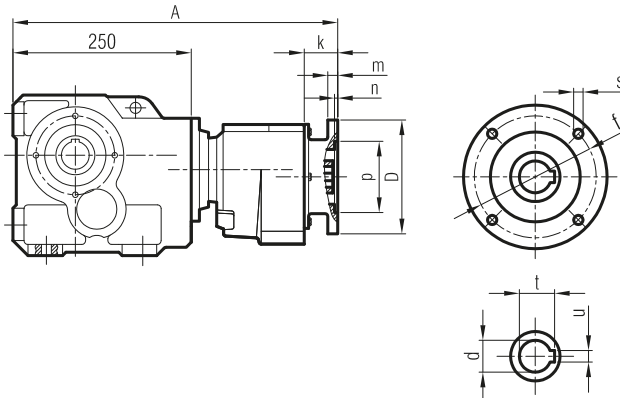
İRKPM 63 İR 52
İRKPM 63 İR 53



	63/B5	71/B5		
A	630	665		
A ₁	686	716		
H	99	111		
HD	162	182		
AC	123	138		

"A₁" Ölçüsü Frenli Motorlar içindir.
Dimension "A₁" is for motors with brake
Maß "A₁" ist für Motoren mit Bremse

İRKP 63 İR 52
İRKP 63 İR 53

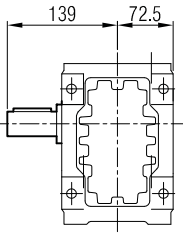


	A	Øp	Øf	ØD	s	k	m	n	Ød	t	u
63/B5	434	95	115	140	M8	35.5	8	4	11	12.8	4
71/B5	442	110	130	160	M8	44	9	4	14	16.3	5

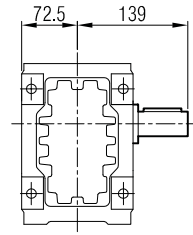


İRK... 63 İR 52-53

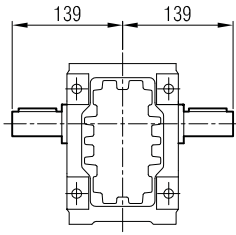
... -SR



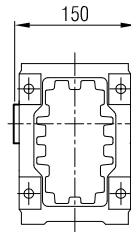
... -SL



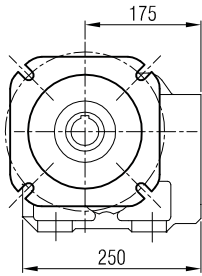
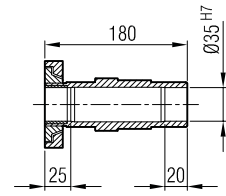
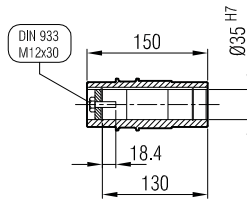
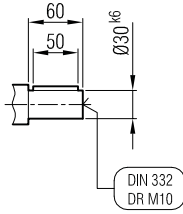
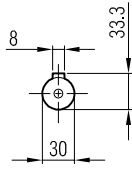
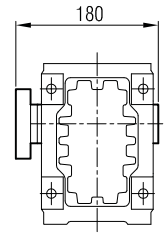
... -SD



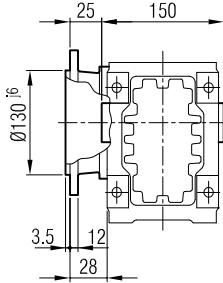
... -H



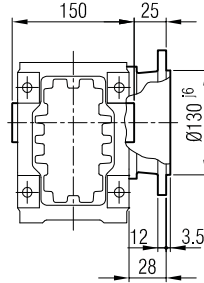
... -SDL / SDR



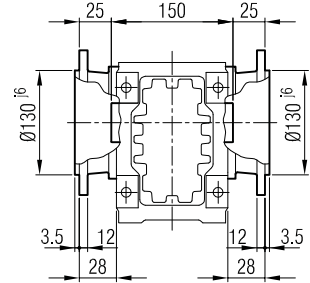
... -FR



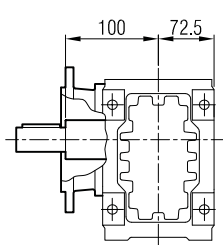
... -FL



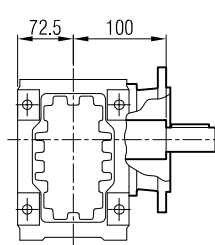
... -FD



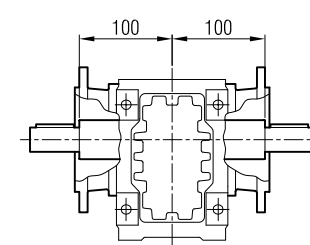
... -FR-SR



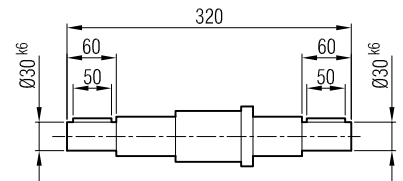
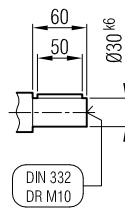
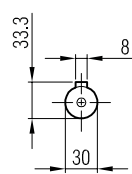
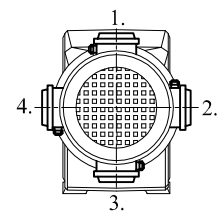
... -FL-SL



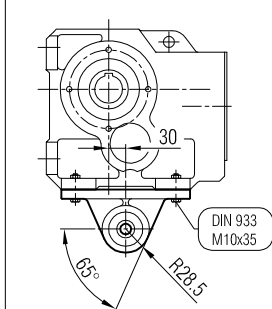
... -FD-SD



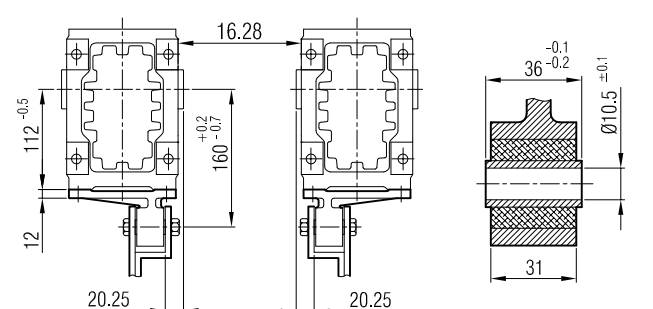
Klemens Pozisyonları
Terminal Box Positions
Klemenskasten Positionen



-TL

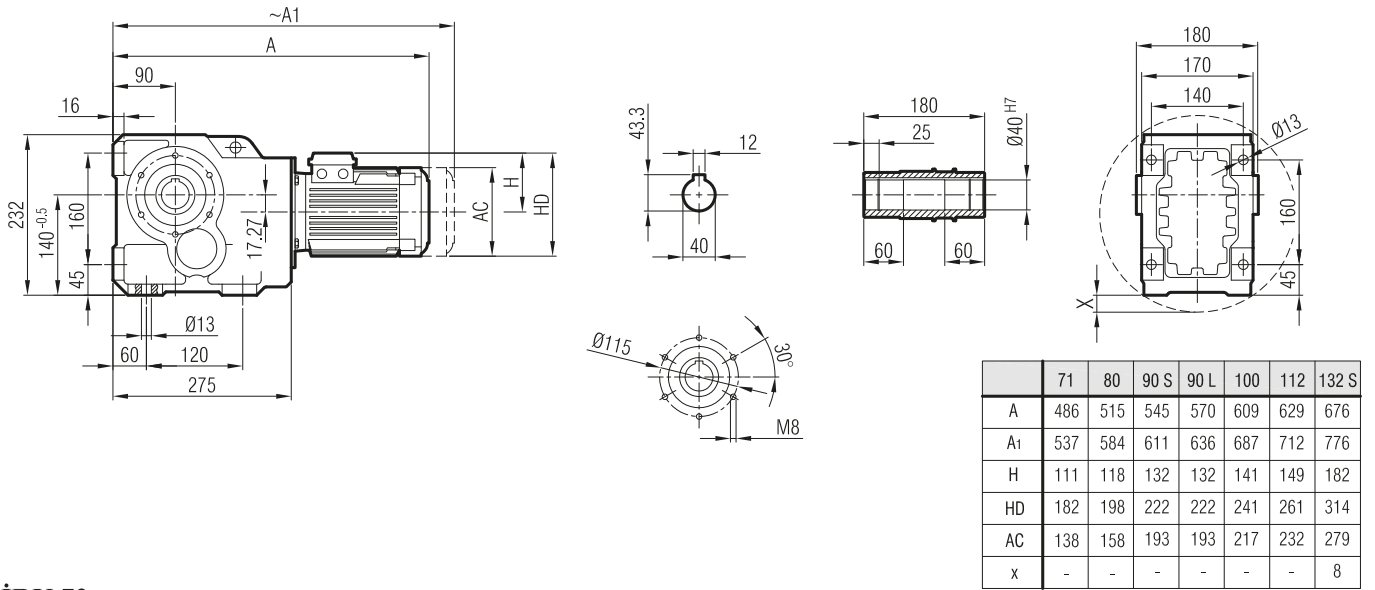


-TR

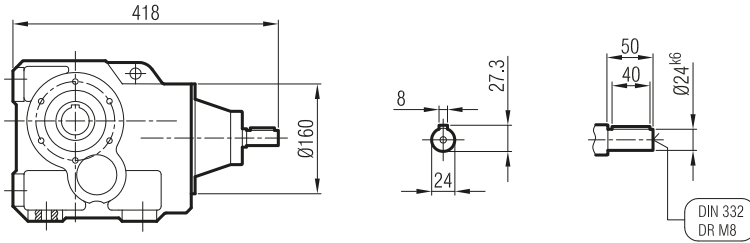




İRKM 73

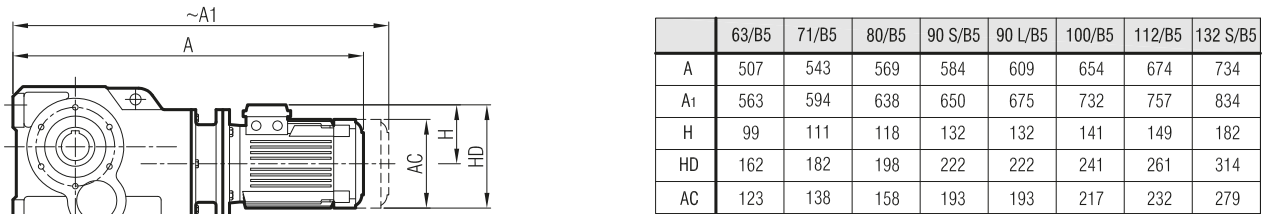


İRK 73



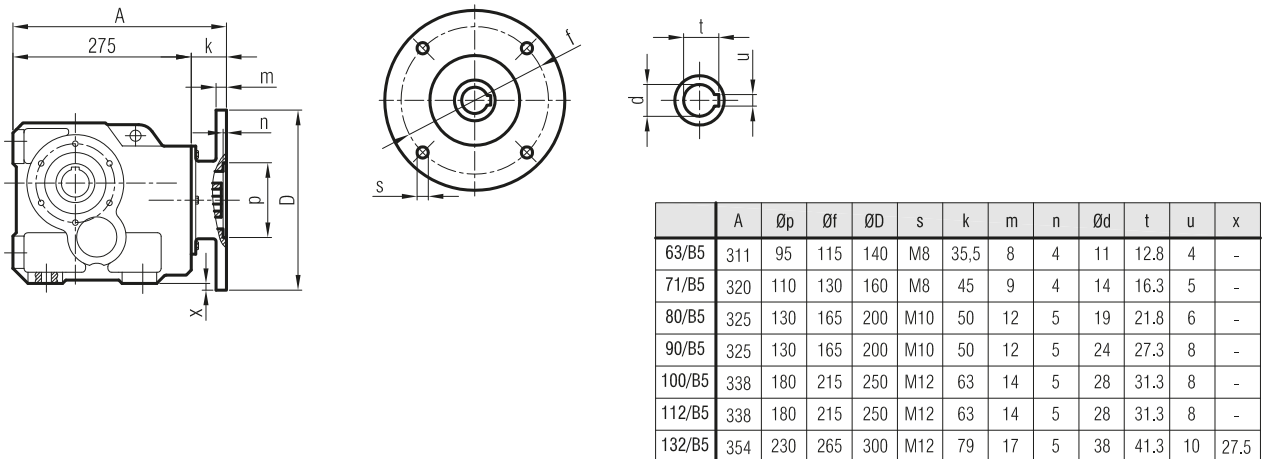
"A₁" Ölçüsü Frenli Motorlar içindir.
Dimension "A₁" is for motors with brake
Maß "A₁" ist für Motoren mit Bremse

İRKPM 73



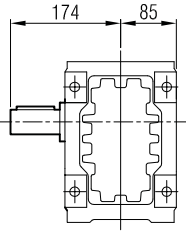
"A₁" Ölçüsü Frenli Motorlar içindir.
Dimension "A₁" is for motors with brake
Maß "A₁" ist für Motoren mit Bremse

İRKP 73

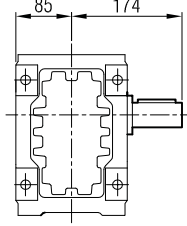




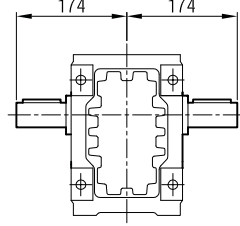
İRK... 73
... -SR



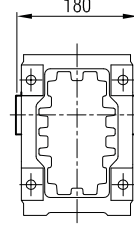
... -SL



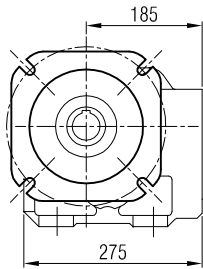
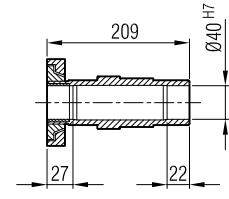
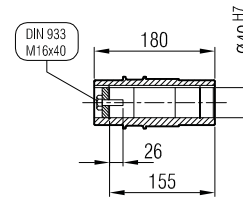
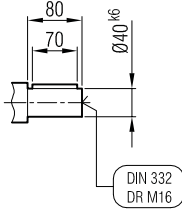
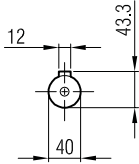
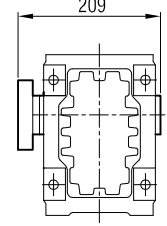
... -SD



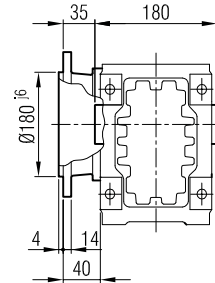
... -H



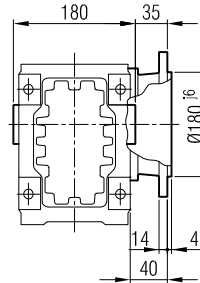
... -SDL / SDR



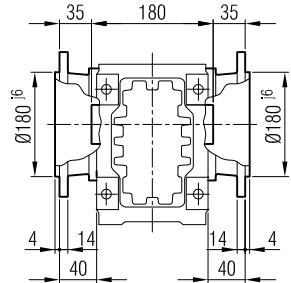
... -FR



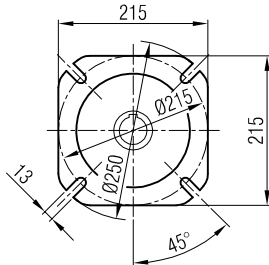
... -FL



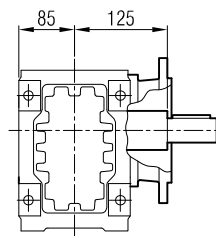
... -FD



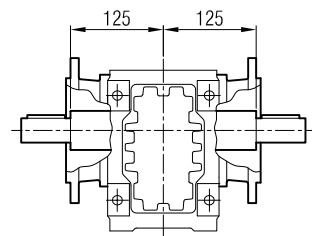
... -FR-SR



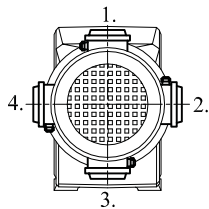
... -FL-SL



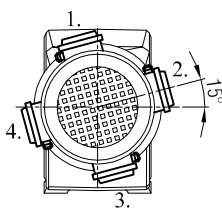
... -FD-SD



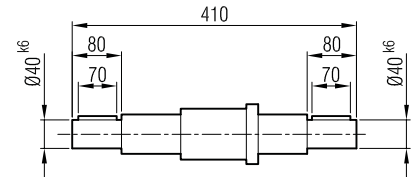
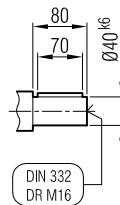
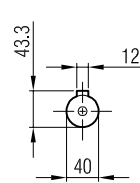
Klemens Pozisyonları
Terminal Box Positions
Klemenskasten Positionen



80, 90, 100, 112, 132
B5 Tip/Type/Typ

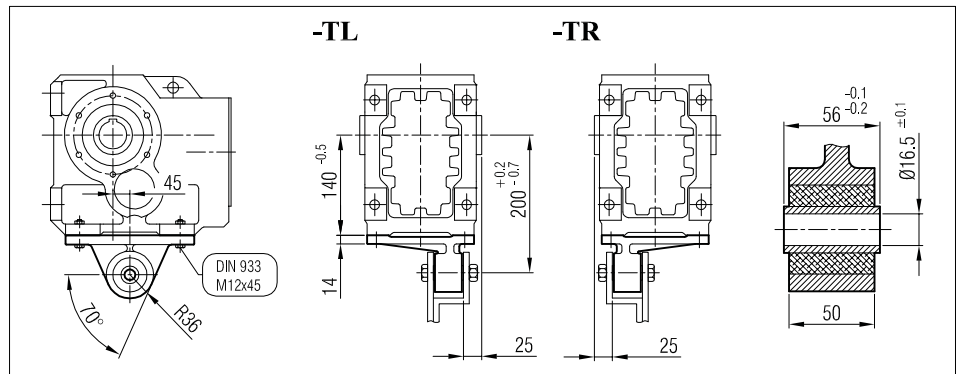


71 B5 Tip/Type/Typ



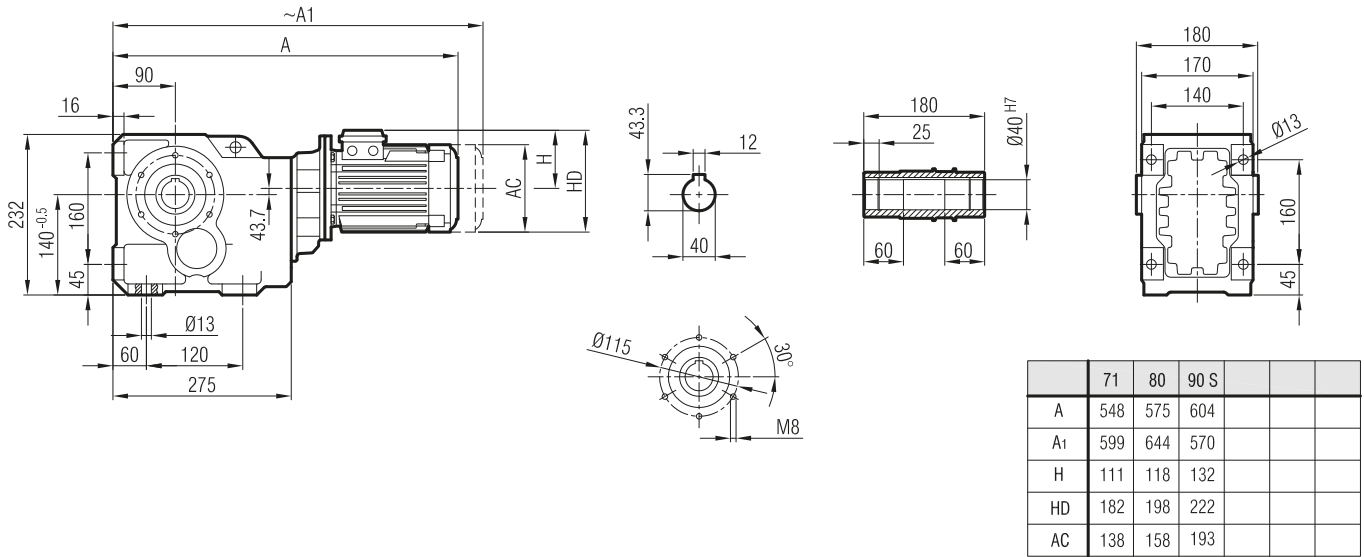
-TL

-TR

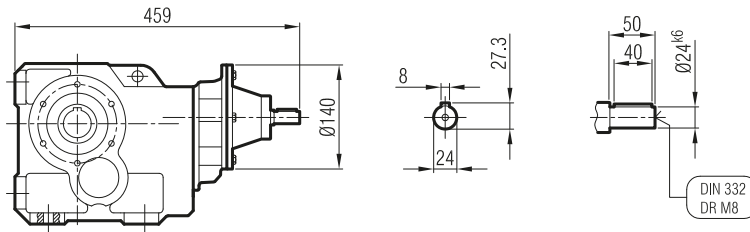




İRKM 74



İRK 74



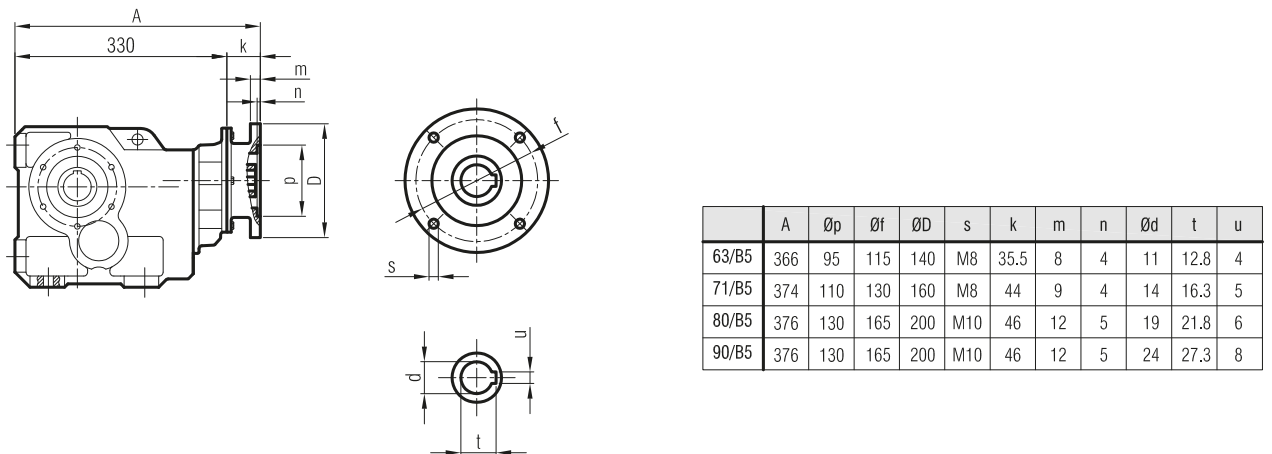
"A₁" Ölçüsü Frenli Motorlar içindir.
Dimension "A₁" is for motors with brake
Maß "A₁" ist für Motoren mit Bremse

İRKPM 74



"A₁" Ölçüsü Frenli Motorlar içindir.
Dimension "A₁" is for motors with brake
Maß "A₁" ist für Motoren mit Bremse

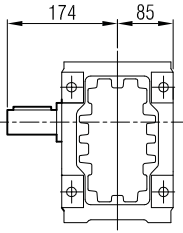
İRKP 74



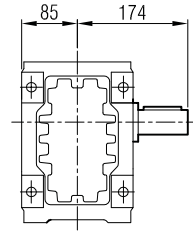


İRK... 74

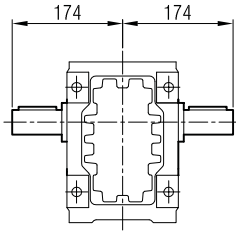
... -SR



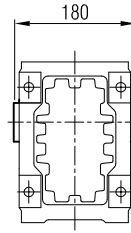
... -SL



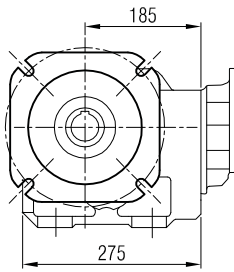
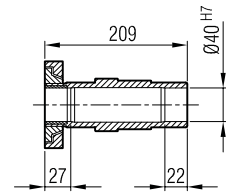
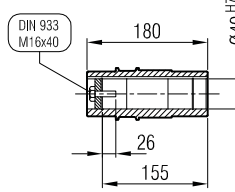
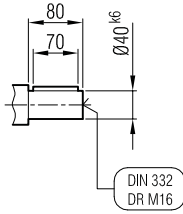
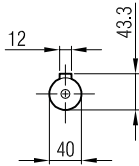
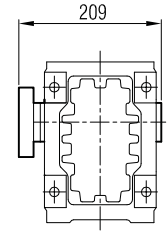
... -SD



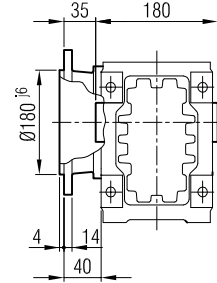
... -H



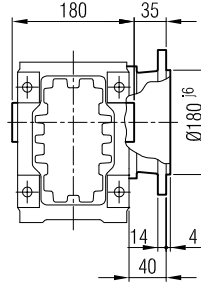
... -SDL / SDR



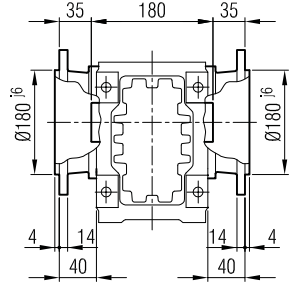
... -FR



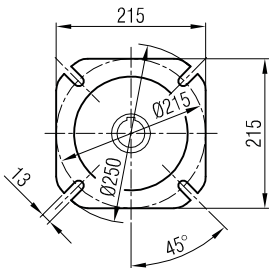
... -FL



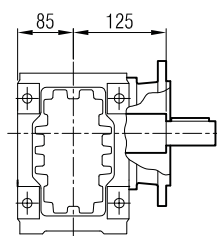
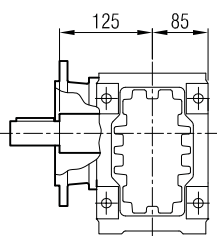
... -FD



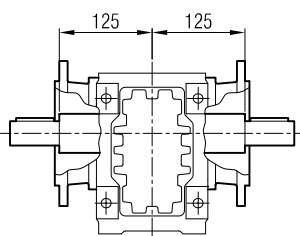
... -FR-SR



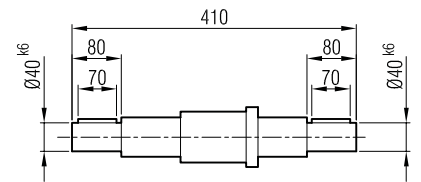
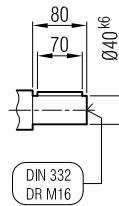
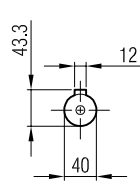
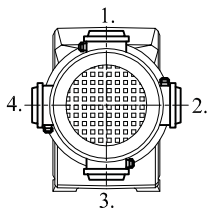
... -FL-SL



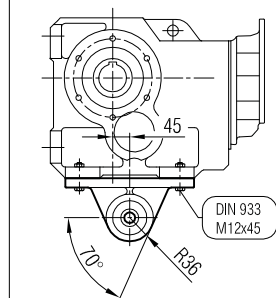
... -FD-SD



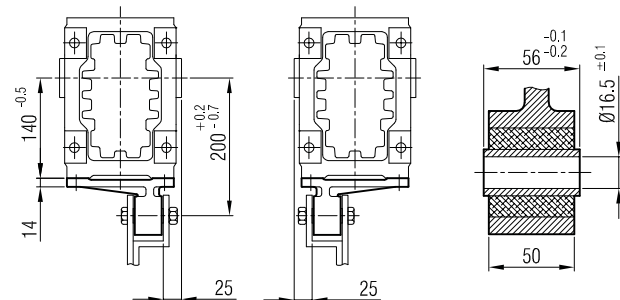
Klemens Pozisyonları
Terminal Box Positions
Klemenskasten Positionen



-TL

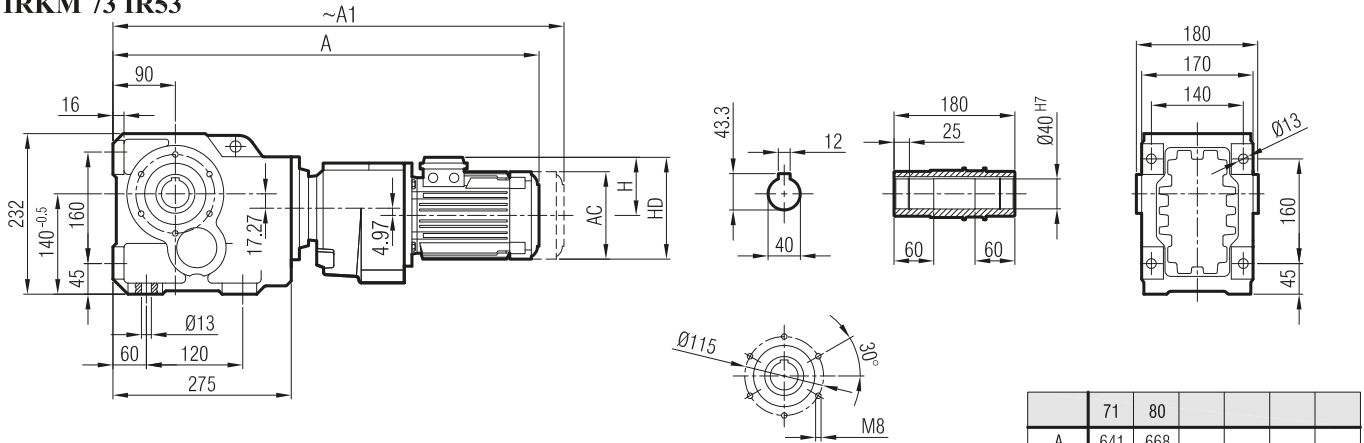


-TR



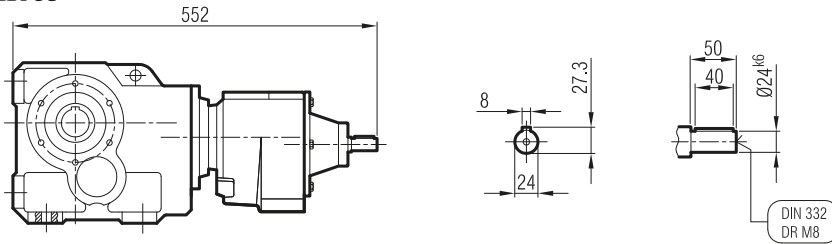


İRKM 73 İR52
İRKM 73 İR53



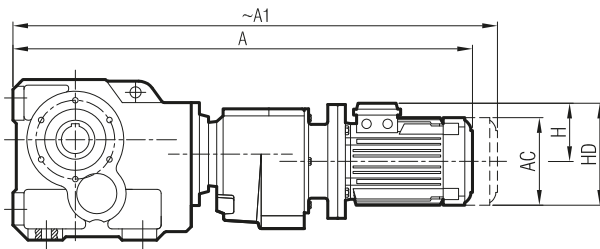
	71	80			
A	641	668			
A ₁	692	737			
H	111	118			
HD	182	198			
AC	138	158			

İRK 73 İR 52
İRK 73 İR 53



"A₁" Ölçüsü Frenli Motorlar içindir.
Dimension "A₁" is for motors with brake
Maß "A₁" ist für Motoren mit Bremse

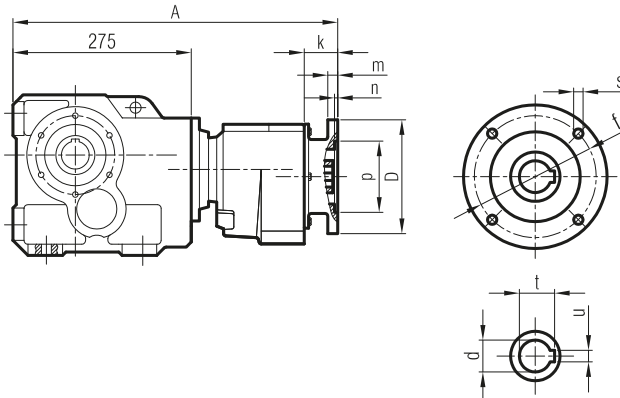
İRKPM 73 İR 52
İRKPM 73 İR 53



	63/B5	71/B5	80/B5	
A	655	690	713	
A ₁	711	741	782	
H	99	111	118	
HD	162	182	198	
AC	123	138	158	

"A₁" Ölçüsü Frenli Motorlar içindir.
Dimension "A₁" is for motors with brake
Maß "A₁" ist für Motoren mit Bremse

İRKP 73 İR 52
İRKP 73 İR 53

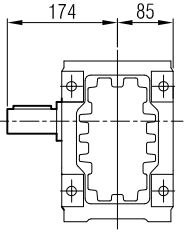


	A	Øp	Øf	ØD	s	k	m	n	Ød	t	u
63/B5	459	95	115	140	M8	35.5	8	4	11	12.8	4
71/B5	467	110	130	160	M8	44	9	4	14	16.3	5
80/B5	469	130	165	200	M10	46	12	5	19	21.8	6

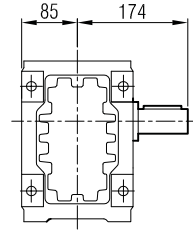


İRK... 73 İR 52-53

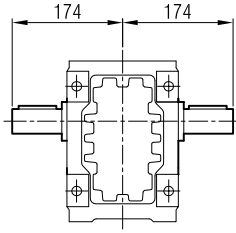
... -SR



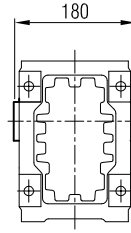
... -SL



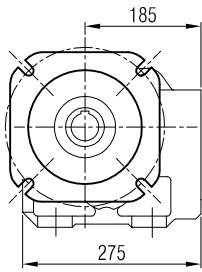
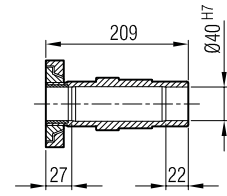
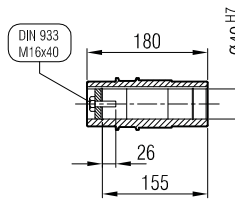
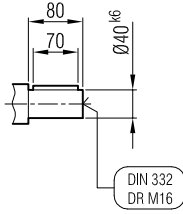
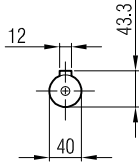
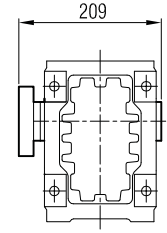
... -SD



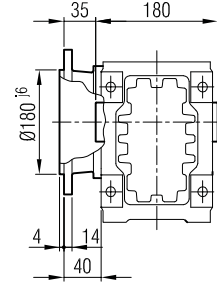
... -H



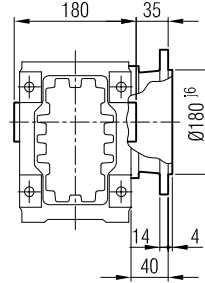
... -SDL / SDR



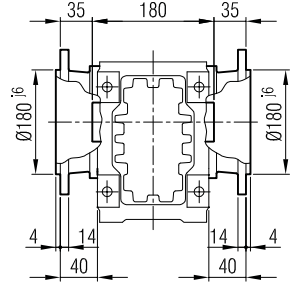
... -FR



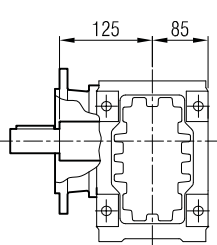
... -FL



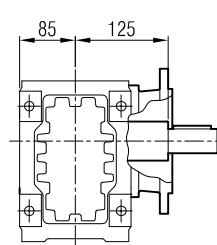
... -FD



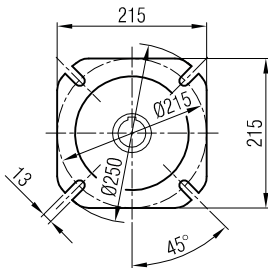
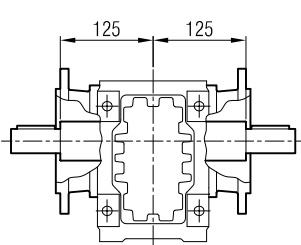
... -FR-SR



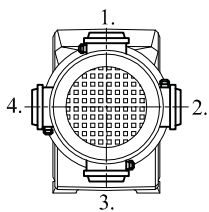
... -FL-SL



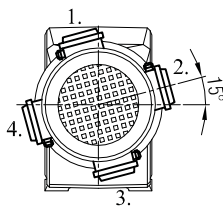
... -FD-SD



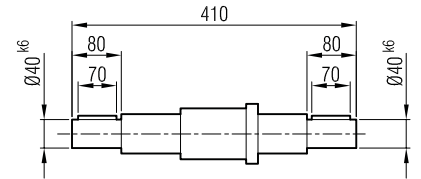
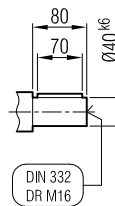
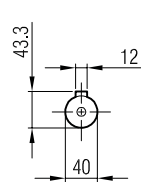
Klemens Pozisyonları
Terminal Box Positions
Klemenskasten Positionen



80, 90, 100, 112, 132
B5 Tip/Type/Typ

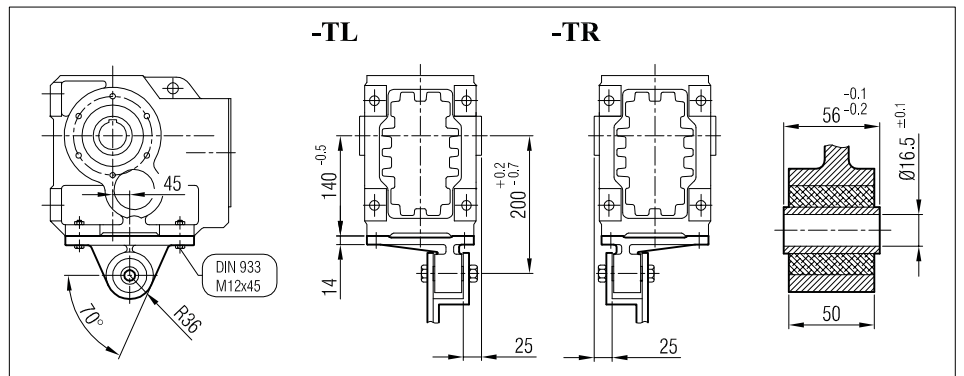


71 B5 Tip/Type/Typ



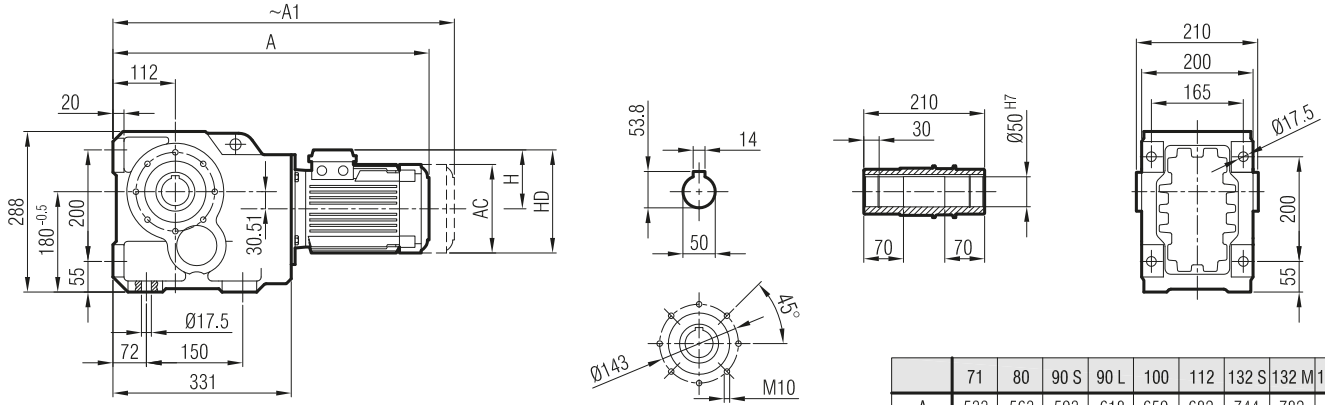
-TL

-TR



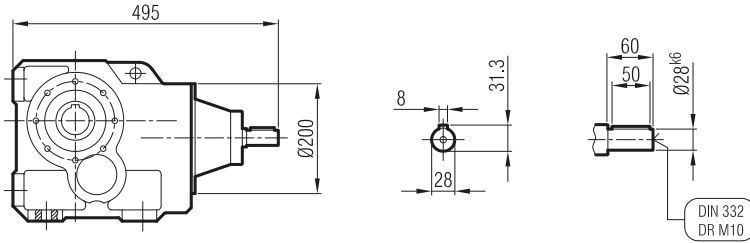


İRKM 83



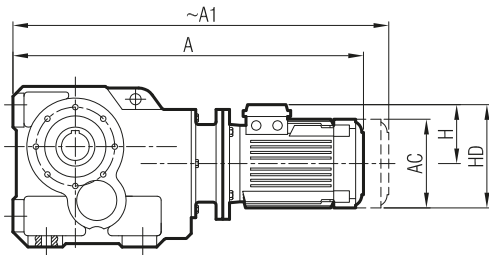
	71	80	90 S	90 L	100	112	132 S	132 M	160 M
A	533	563	593	618	659	682	744	782	860
A ₁	584	632	659	684	737	765	844	882	975
H	111	118	132	132	141	149	182	182	225
HD	182	198	222	222	241	261	314	314	385
AC	138	158	193	193	217	232	279	279	325

İRK 83



"A₁" Ölçüsü Frenli Motorlar içindir.
Dimension "A₁" is for motors with brake
Maß "A₁" ist für Motoren mit Bremse

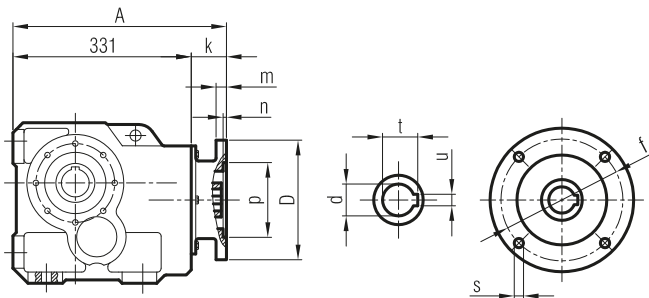
İRKPM 83



	71/B5	80/B5	90 S/B5	90 L/B5	100/B5	112/B5	132 S/B5	132 M/B5	160 M/B5
A	609	642	657	682	719	739	807	845	932
A ₁	660	711	723	748	797	822	907	945	1047
H	111	118	132	132	141	149	182	182	225
HD	182	198	222	222	241	261	314	314	385
AC	138	158	193	193	217	232	279	279	325

"A₁" Ölçüsü Frenli Motorlar içindir.
Dimension "A₁" is for motors with brake
Maß "A₁" ist für Motoren mit Bremse

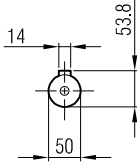
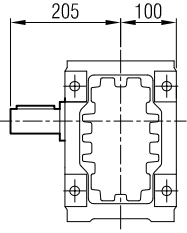
İRKP 83



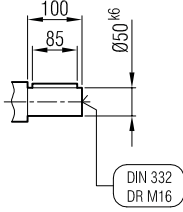
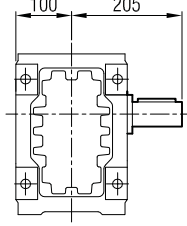
	A	Øp	Øf	ØD	s	k	m	n	Ød	t	u
71/B5	386	110	130	160	M8	55	10	4	14	16.3	5
80/B5	398	130	165	200	M10	67	12	5	19	21.8	6
90/B5	398	130	165	200	M10	67	12	5	24	27.3	8
100/B5	403	180	215	250	M12	71.5	14	5	28	31.3	8
112/B5	403	180	215	250	M12	71.5	14	5	28	31.3	8
132/B5	427	230	265	300	M12	95.5	17	5	38	41.3	10
160/B5	442	250	300	350	M14	111	18	6.5	42	45.3	12



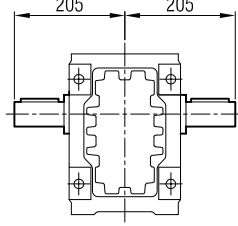
İRK... 83
... -SR



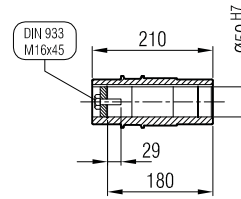
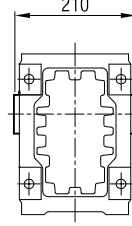
... -SL



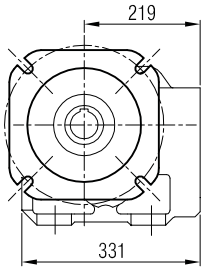
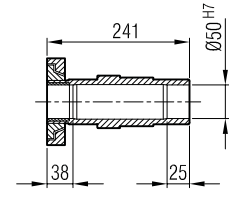
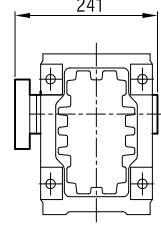
... -SD



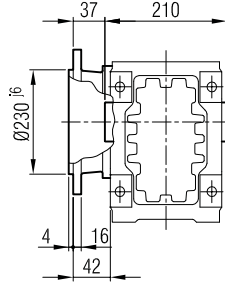
... -H



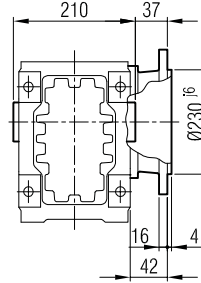
... -SDL / SDR



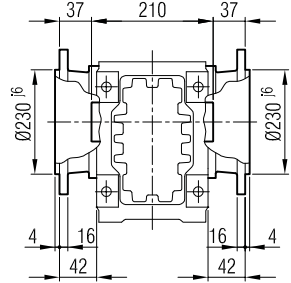
... -FR



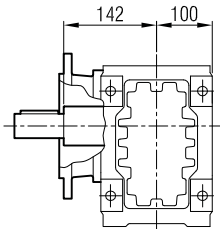
... -FL



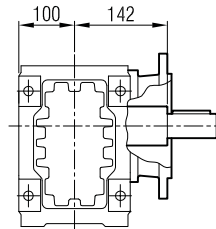
... -FD



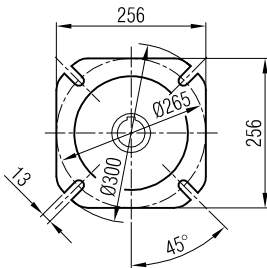
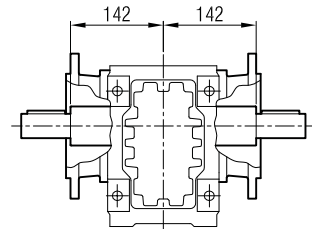
... -FR-SR



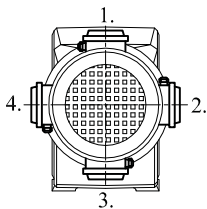
... -FL-SL



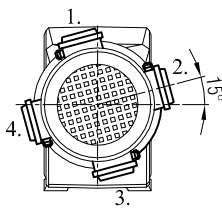
... -FD-SD



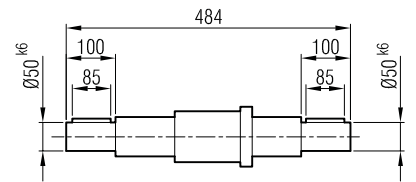
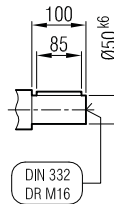
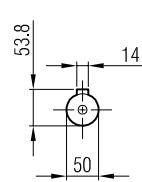
Klemens Pozisyonları
Terminal Box Positions
Klemenskasten Positionen



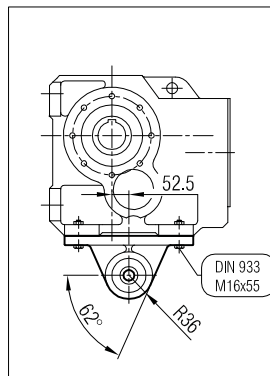
71, 90, 100, 112, 132, 160 B5 Tip/Type/Typ



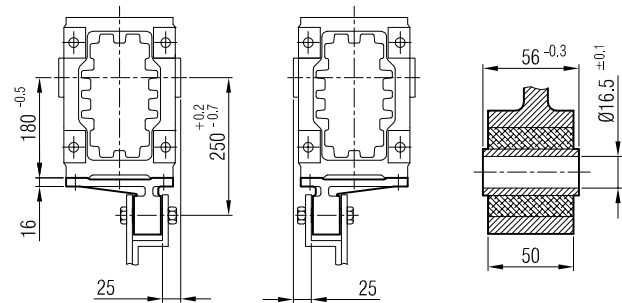
80 B5 Tip/Type/Typ



-TL

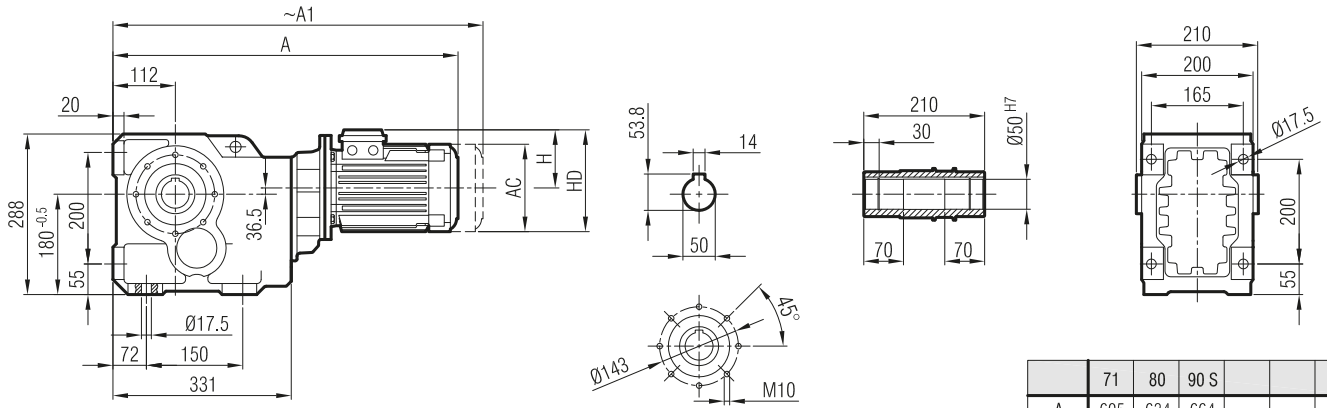


-TR



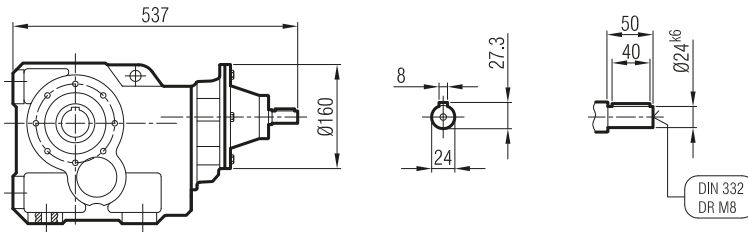


İRKM 84



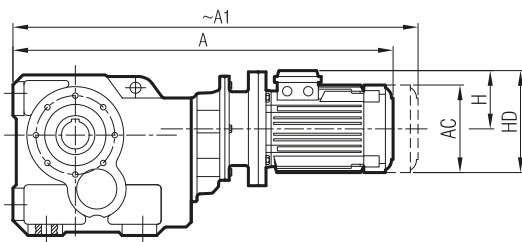
	71	80	90 S		
A	605	634	664		
A ₁	656	703	730		
H	111	118	132		
HD	182	198	222		
AC	138	158	193		

İRK 84



"A₁" Ölçüsü Frenli Motorlar içindir.
Dimension "A₁" is for motors with brake
Maß "A₁" ist für Motoren mit Bremse

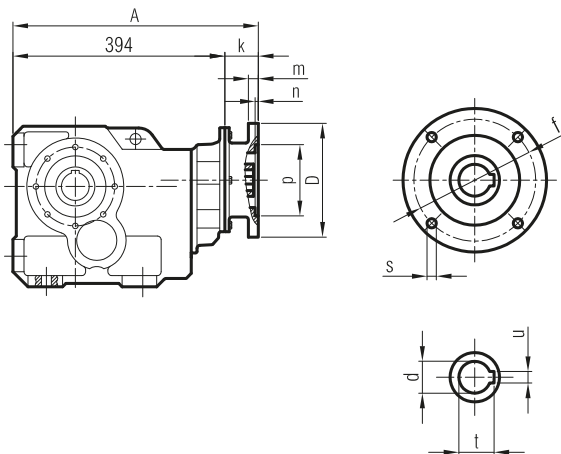
İRKPM 84



	71/B5	80/B5	90 S/B5	
A	662	688	703	
A ₁	713	757	769	
H	111	118	132	
HD	182	198	222	
AC	138	158	193	

"A₁" Ölçüsü Frenli Motorlar içindir.
Dimension "A₁" is for motors with brake
Maß "A₁" ist für Motoren mit Bremse

İRKP 84

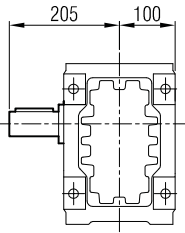


	A	ϕ_p	ϕ_f	ϕ_D	s	k	m	n	ϕ_d	t	u
71/B5	439	110	130	160	M8	45	9	4	14	16.3	5
80/B5	444	130	165	200	M10	50	12	5	19	21.8	6
90/B5	444	130	165	200	M10	50	12	5	24	27.3	8

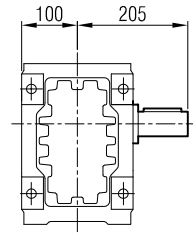


İRK... 84

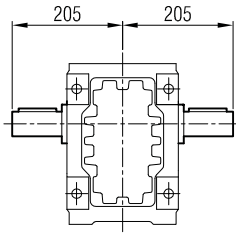
... -SR



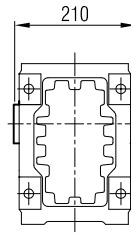
... -SL



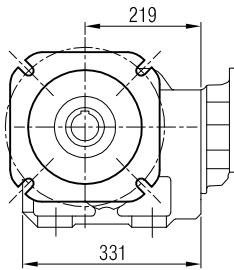
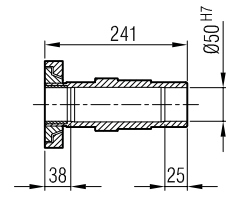
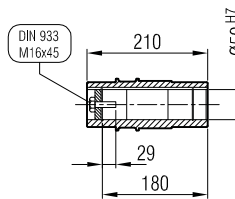
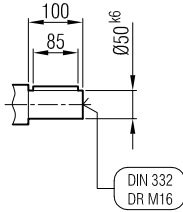
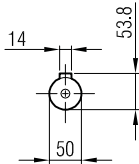
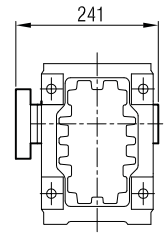
... -SD



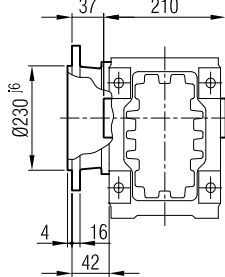
... -H



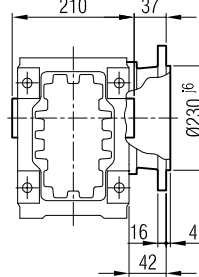
... -SDL / SDR



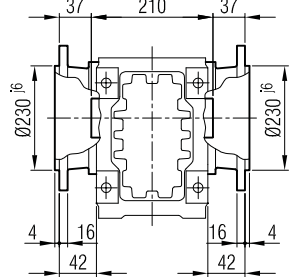
... -FR



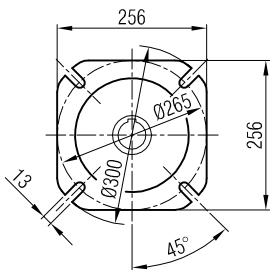
... -FL



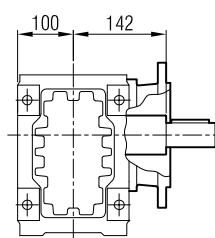
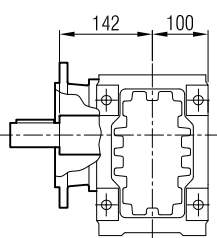
... -FD



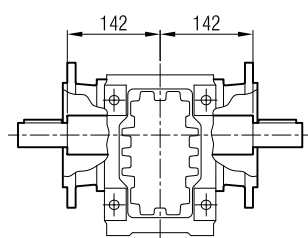
... -FR-SR



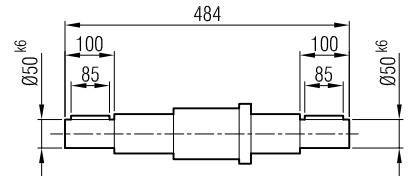
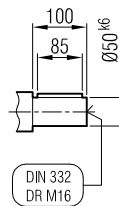
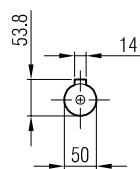
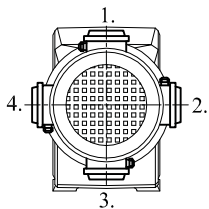
... -FL-SL



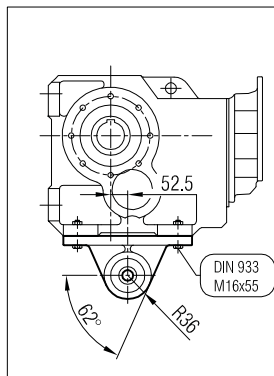
... -FD-SD



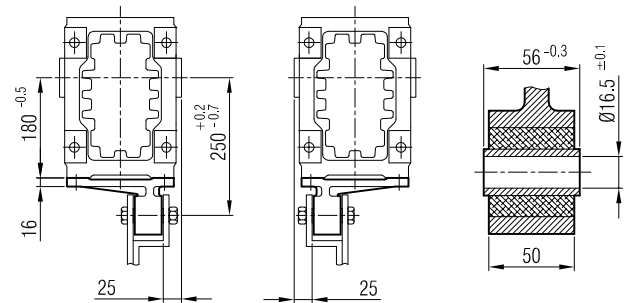
Klemens Pozisyonları
Terminal Box Positions
Klemenskasten Positionen



-TL

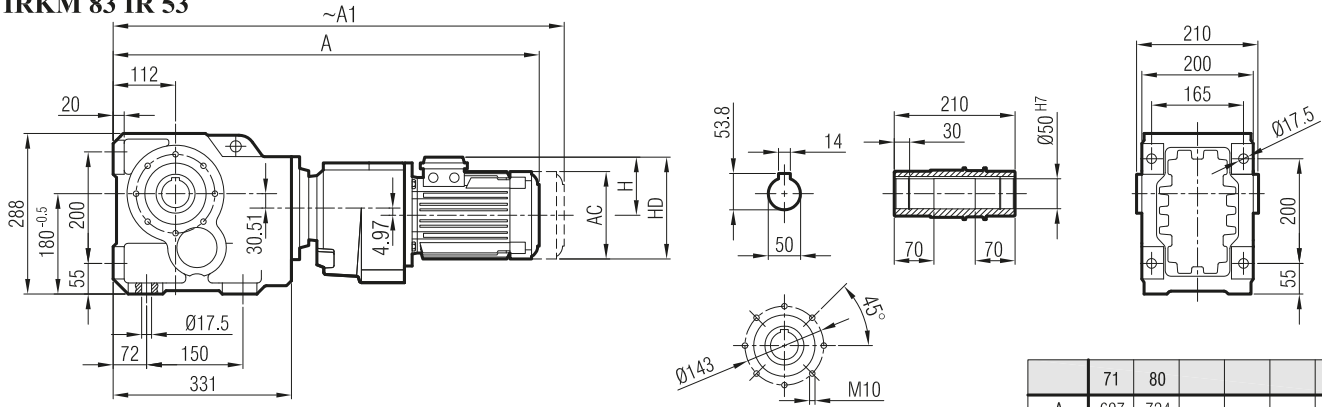


-TR



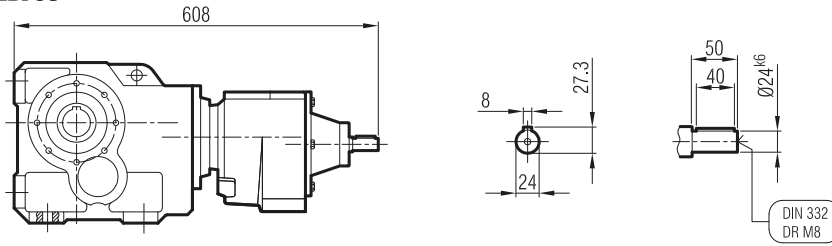


İRKM 83 İR 52
İRKM 83 İR 53



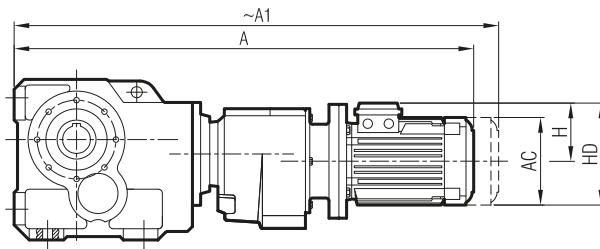
	71	80			
A	697	724			
A ₁	748	793			
H	111	118			
HD	182	198			
AC	138	158			

İRK 83 İR 52
İRK 83 İR 53



"A₁" Ölçüsü Frenli Motorlar içindir.
Dimension "A₁" is for motors with brake
Maß "A₁" ist für Motoren mit Bremse

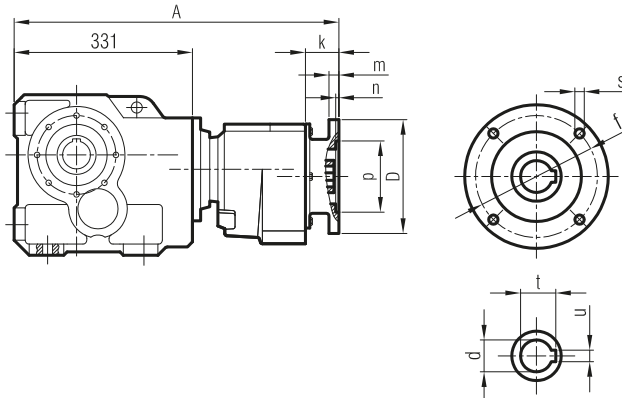
İRKPM 83 İR 52
İRKPM 83 İR 53



	63/B5	71/B5	80/B5	
A	711	746	769	
A ₁	767	797	838	
H	99	111	118	
HD	162	182	198	
AC	123	138	158	

"A₁" Ölçüsü Frenli Motorlar içindir.
Dimension "A₁" is for motors with brake
Maß "A₁" ist für Motoren mit Bremse

İRKP 83 İR 52
İRKP 83 İR 53

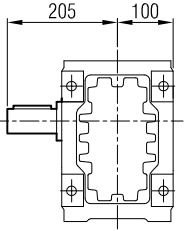


	A	Øp	Øf	ØD	s	k	m	n	Ød	t	u
63/B5	515	95	115	140	M8	35.5	8	4	11	12.8	4
71/B5	523	110	130	160	M8	44	9	4	14	16.3	5
80/B5	525	130	165	200	M10	46	12	5	19	21.8	6

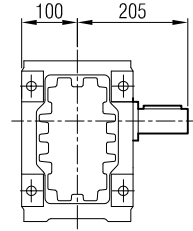


İRK... 83 İR 52-53

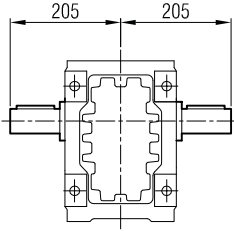
... -SR



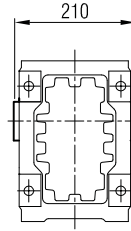
... -SL



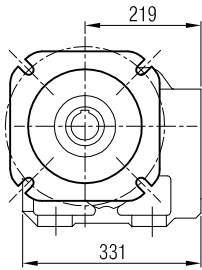
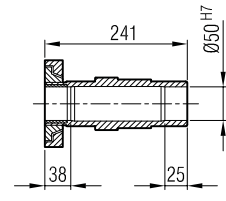
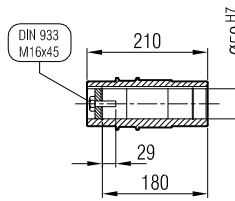
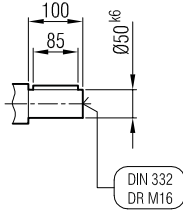
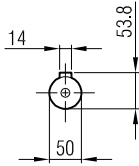
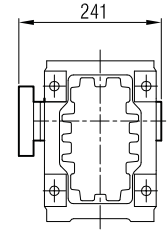
... -SD



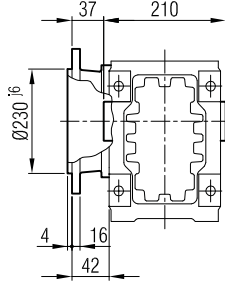
... -H



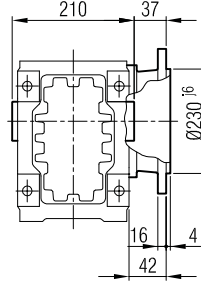
... -SDL / SDR



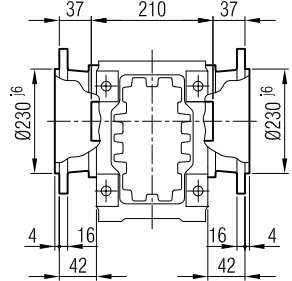
... -FR



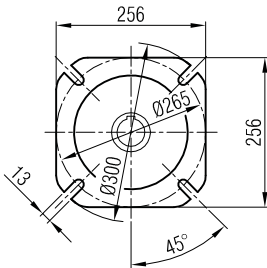
... -FL



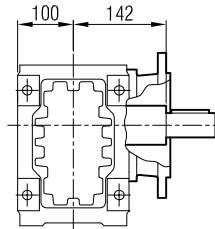
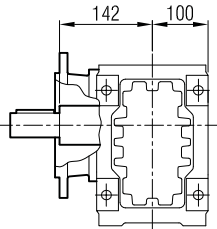
... -FD



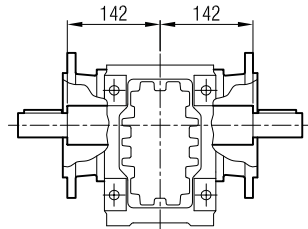
... -FR-SR



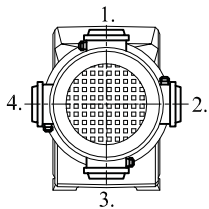
... -FL-SL



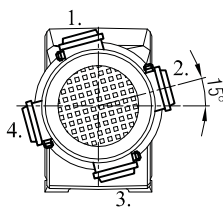
... -FD-SD



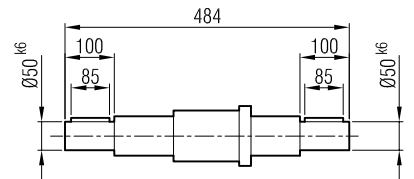
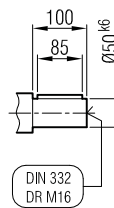
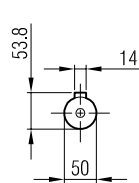
Klemens Pozisyonları
Terminal Box Positions
Klemenskasten Positionen



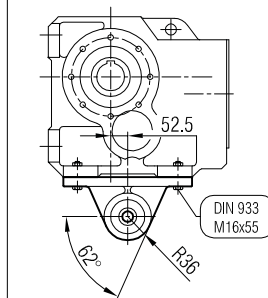
71, 90, 100, 112, 132,
160 B5 Tip/Type/Typ



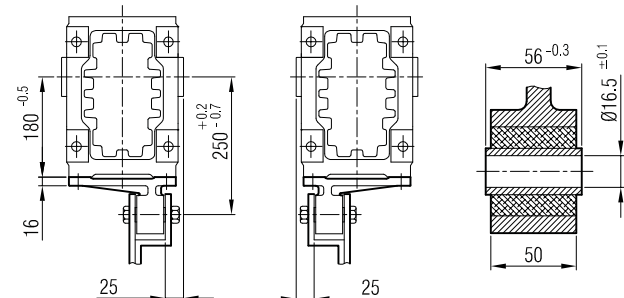
80 B5 Tip/Type/Typ



-TL

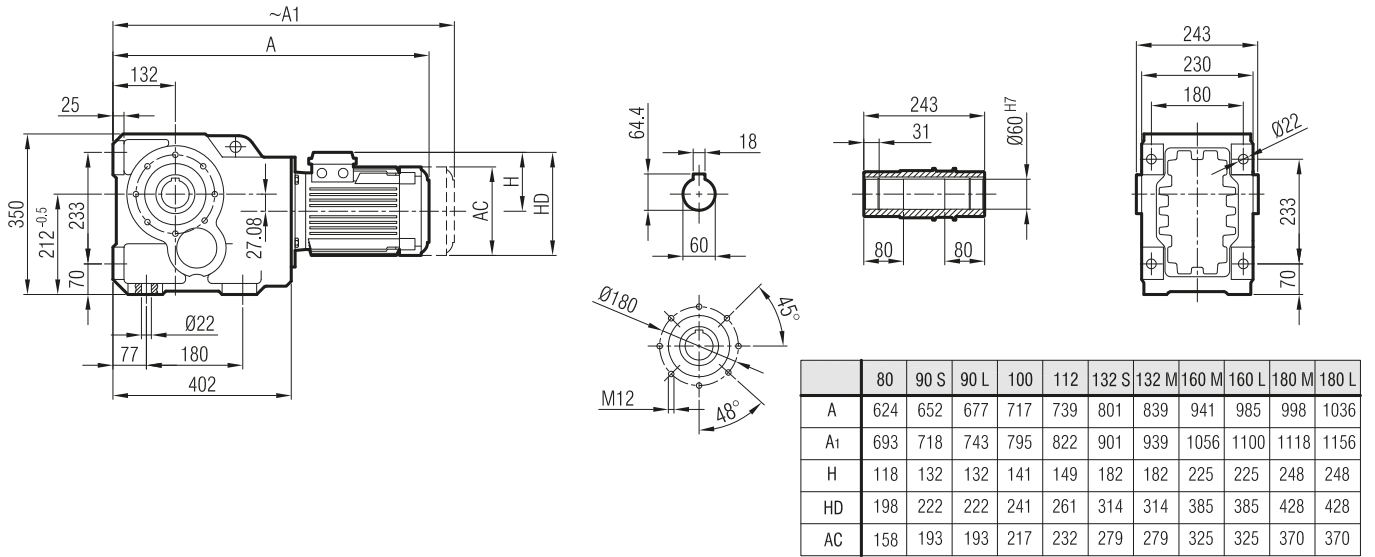


-TR

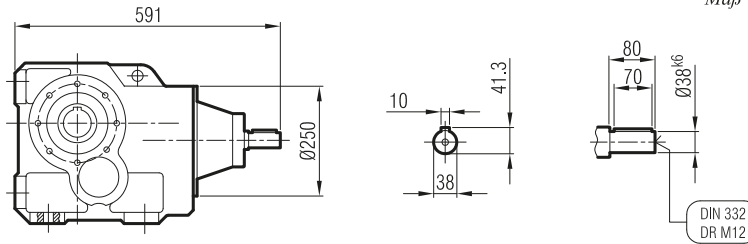




İRKM 93

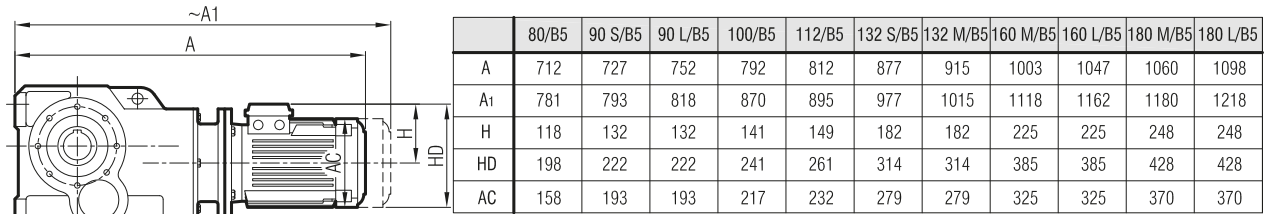


İRK 93



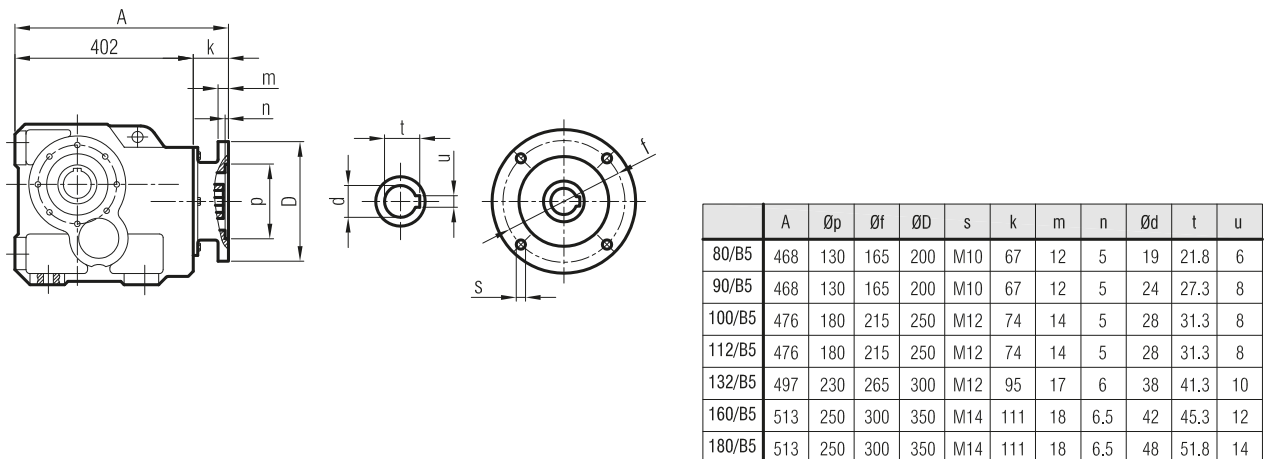
"A₁" Ölçüsü Frenli Motorlar içindir.
Dimension "A₁" is for motors with brake
Maß "A₁" ist für Motoren mit Bremse

İRKPM 93



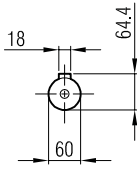
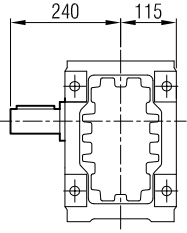
"A₁" Ölçüsü Frenli Motorlar içindir.
Dimension "A₁" is for motors with brake
Maß "A₁" ist für Motoren mit Bremse

İRKP 93

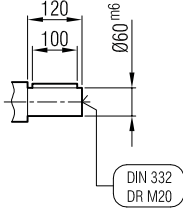
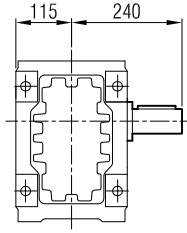




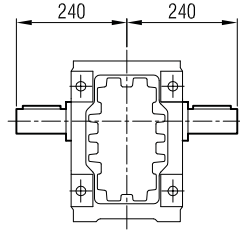
İRK... 93
... -SR



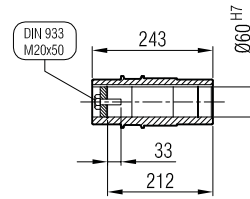
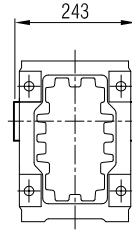
... -SL



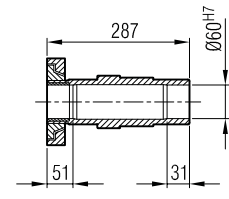
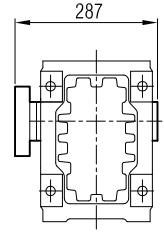
... -SD



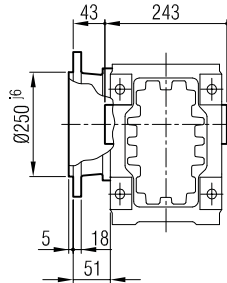
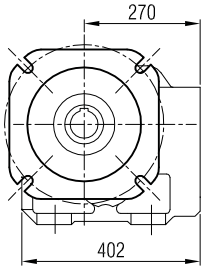
... -H



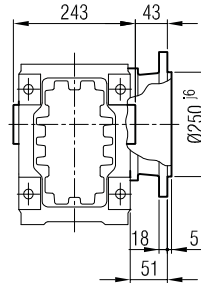
... -SDL / SDR



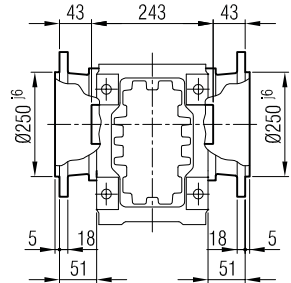
... -FR



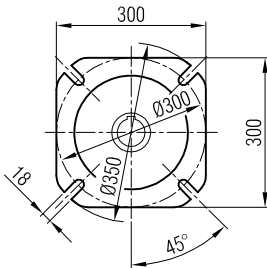
... -FL



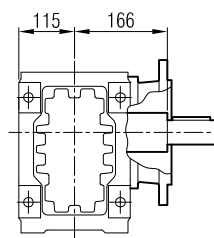
... -FD



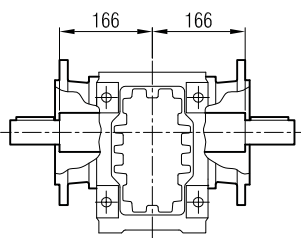
... -FR-SR



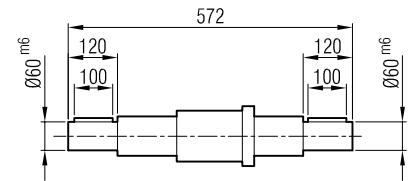
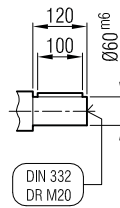
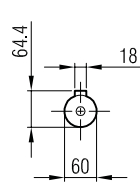
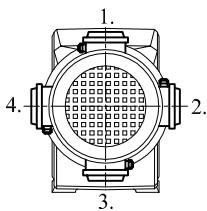
... -FL-SL



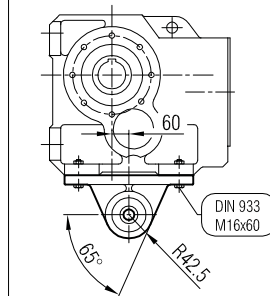
... -FD-SD



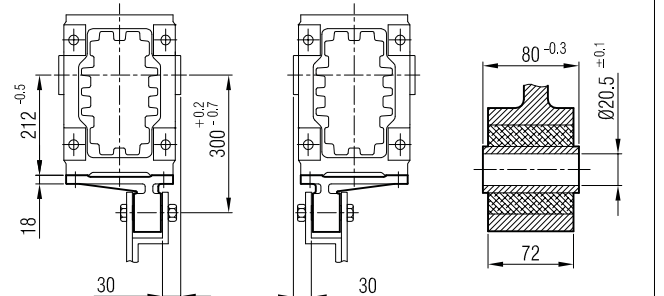
Klemens Pozisyonları
Terminal Box Positions
Klemenskasten Positionen



-TL

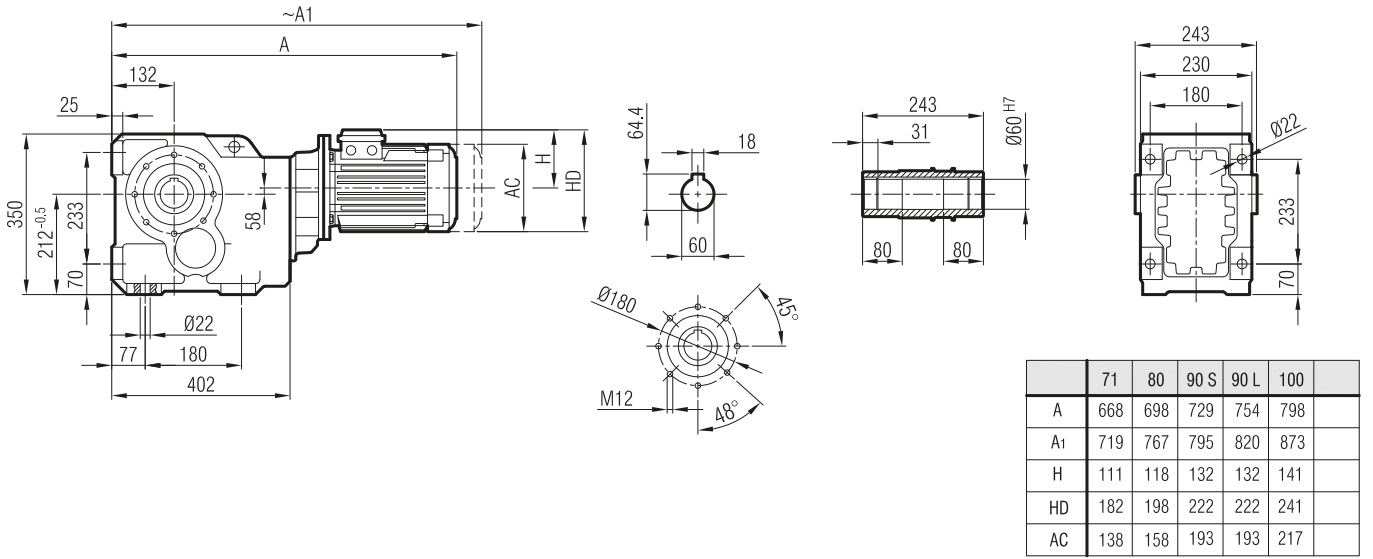


-TR



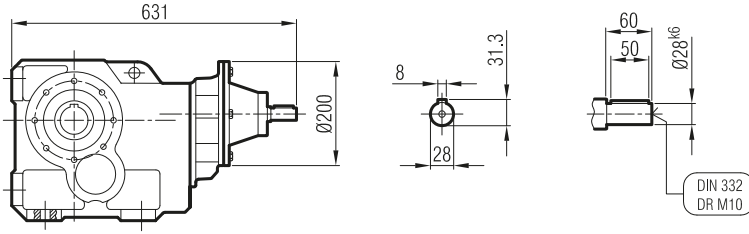


İRKM 94



"A₁" Ölçüsü Frenli Motorlar içindir.
Dimension "A₁" is for motors with brake
Maß "A₁" ist für Motoren mit Bremse

İRK 94

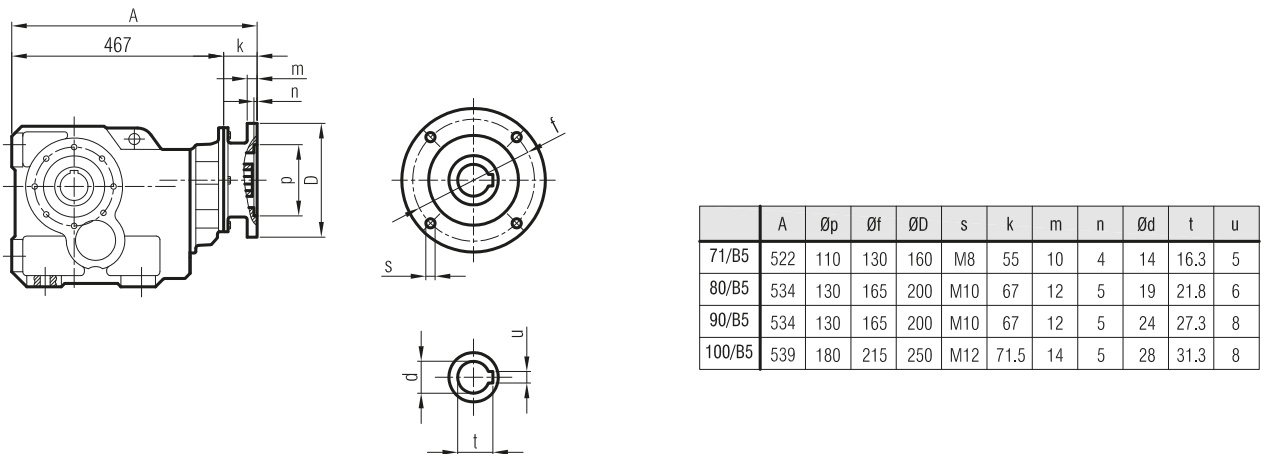


İRKPM 94



"A₁" Ölçüsü Frenli Motorlar içindir.
Dimension "A₁" is for motors with brake
Maß "A₁" ist für Motoren mit Bremse

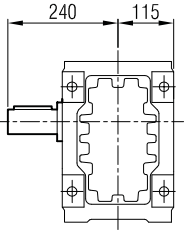
İRKP 94



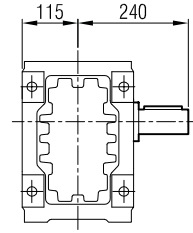


İRK... 94

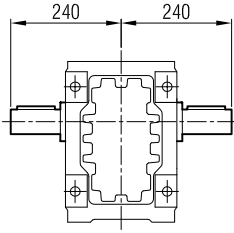
... -SR



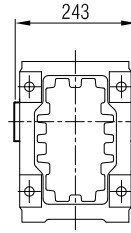
... -SL



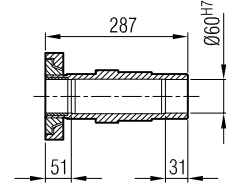
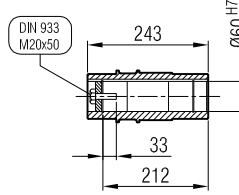
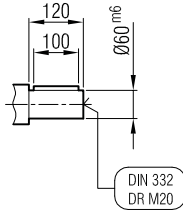
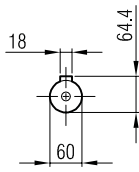
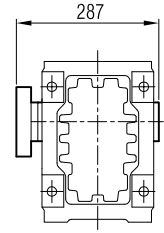
... -SD



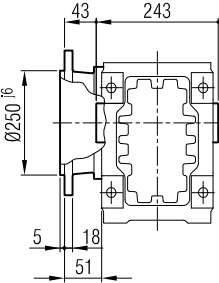
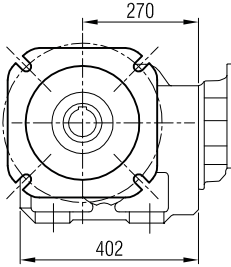
... -H



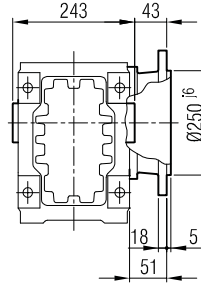
... -SDL / SDR



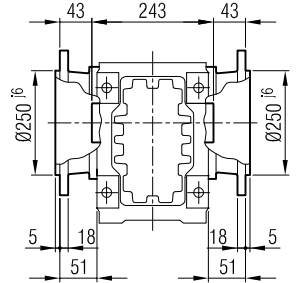
... -FR



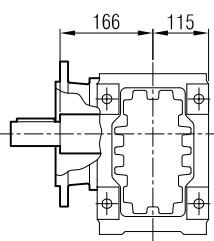
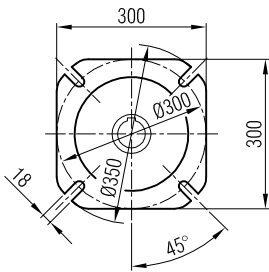
... -FL



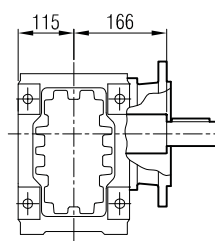
... -FD



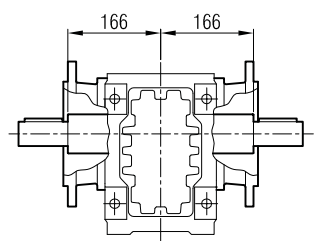
... -FR-SR



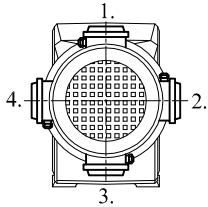
... -FL-SL



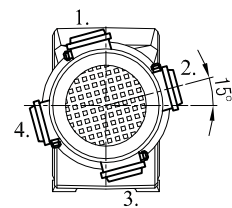
... -FD-SD



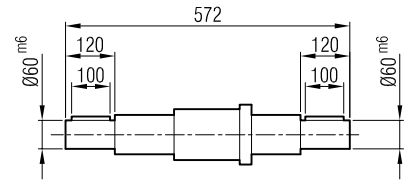
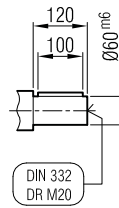
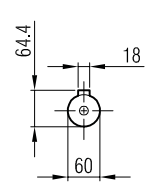
Klemens Pozisyonları
Terminal Box Positions
Klemenskasten Positionen



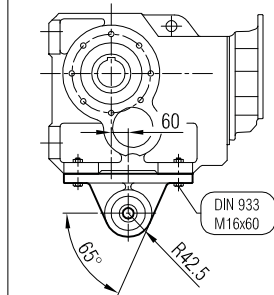
71, 90, 100 B5
Tip/Type/Typ



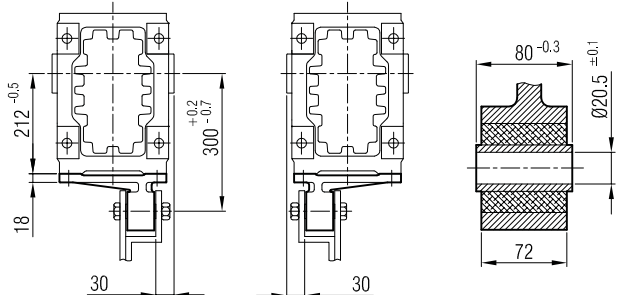
80 B5 Tip/Type/Typ



-TL



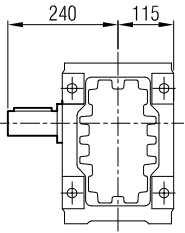
-TR



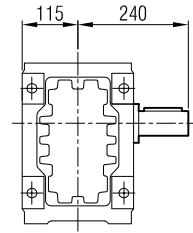


İRK... 93 İR 62-63

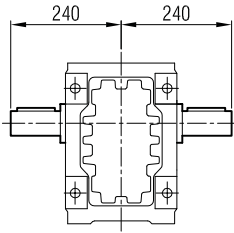
... -SR



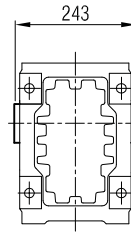
... -SL



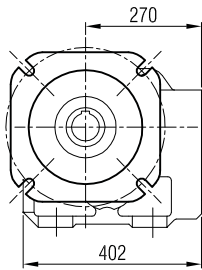
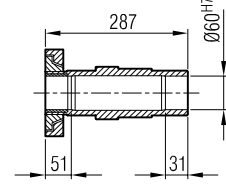
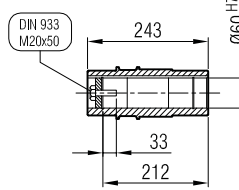
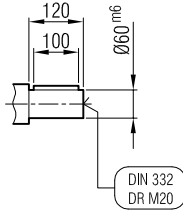
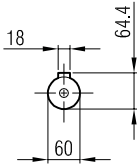
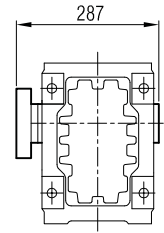
... -SD



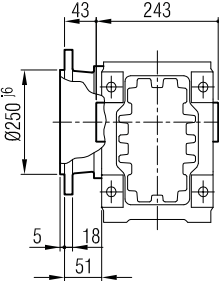
... -H



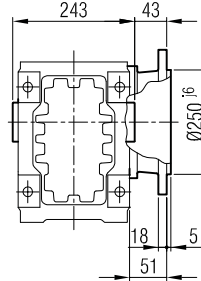
... -SDL / SDR



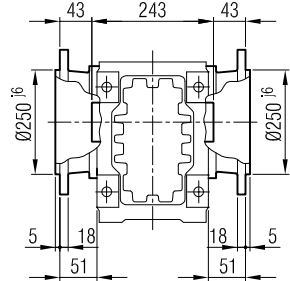
... -FR



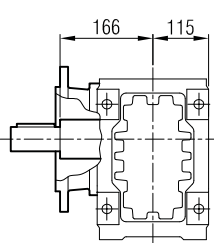
... -FL



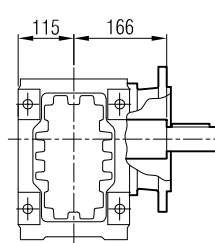
... -FD



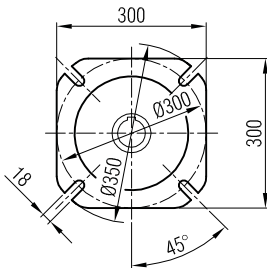
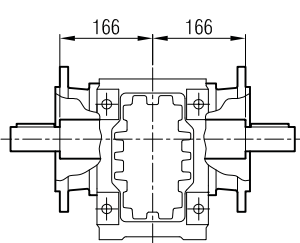
... -FR-SR



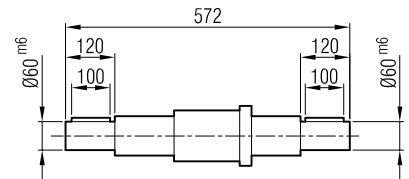
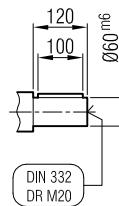
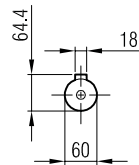
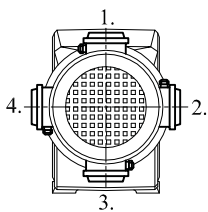
... -FL-SL



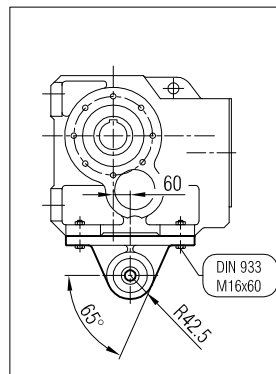
... -FD-SD



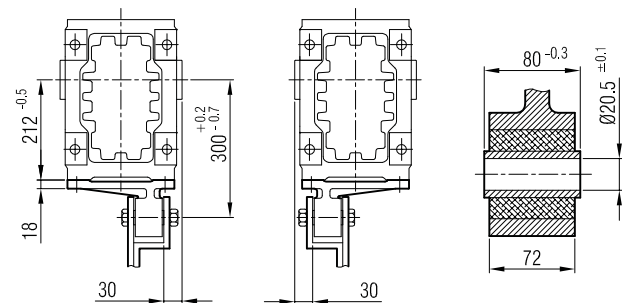
Klemens Pozisyonları
Terminal Box Positions
Klemenskasten Positionen



-TL

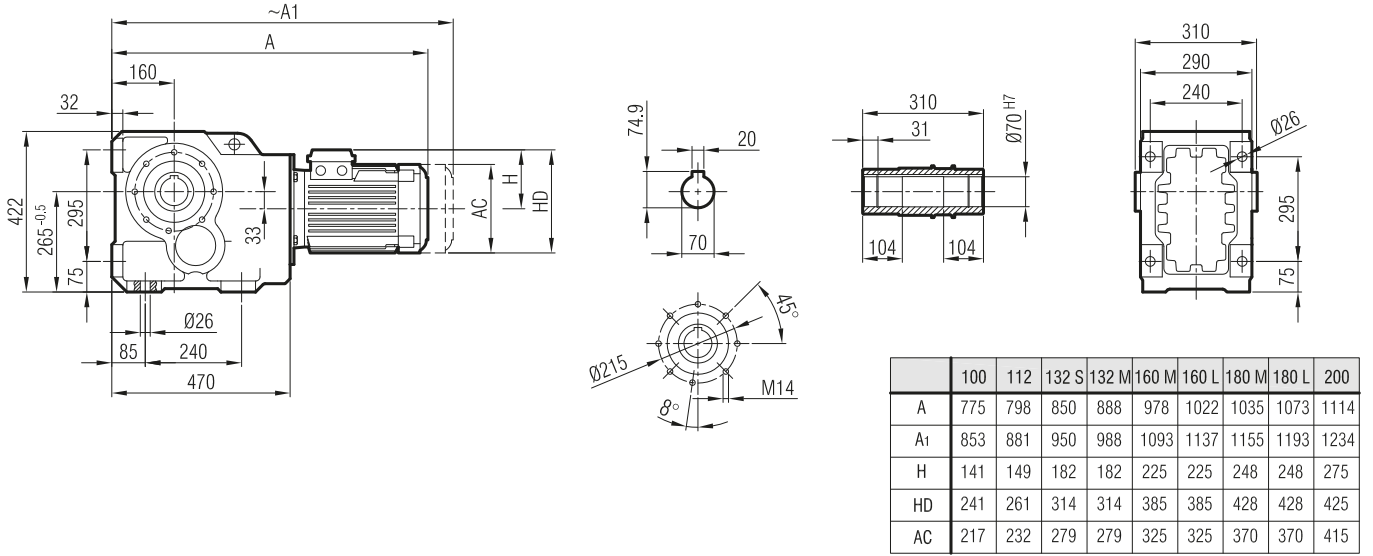


-TR

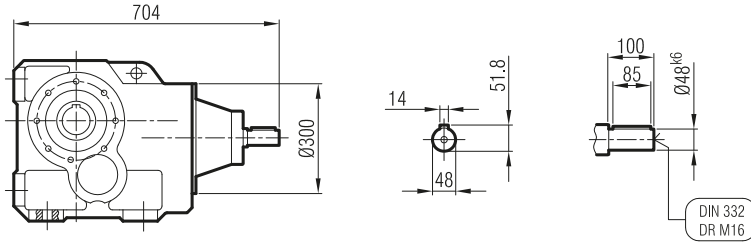




İRKM 103

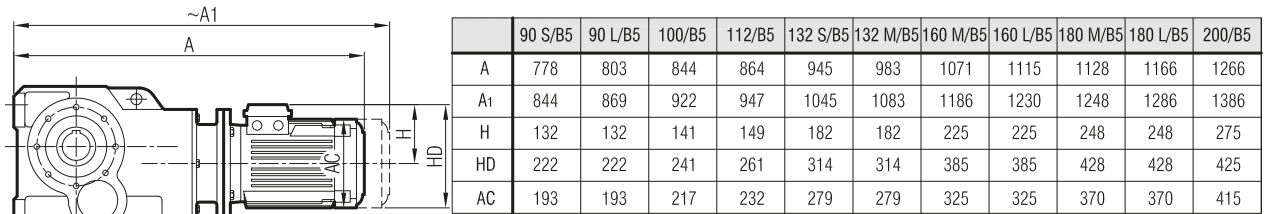


İRK 103



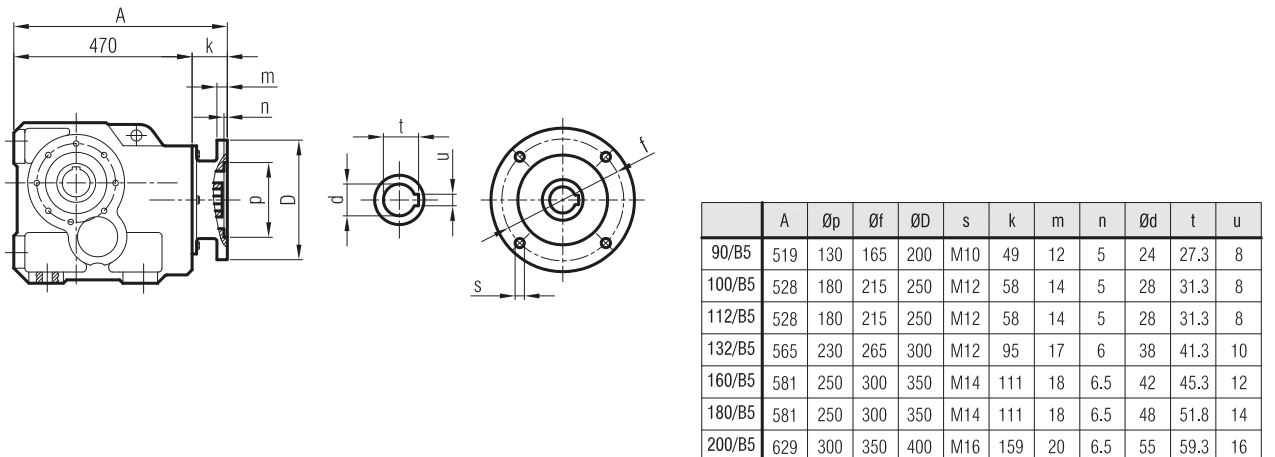
"A₁" Ölçüsü Frenli Motorlar içindir.
Dimension "A₁" is for motors with brake
Maß "A₁" ist für Motoren mit Bremse

İRKPM 103



"A₁" Ölçüsü Frenli Motorlar içindir.
Dimension "A₁" is for motors with brake
Maß "A₁" ist für Motoren mit Bremse

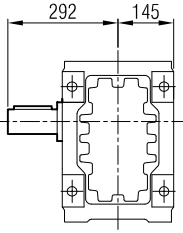
İRKP 103



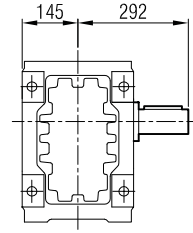


İRK... 103

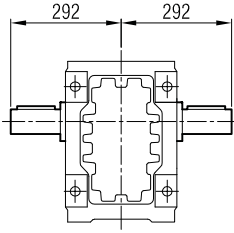
... -SR



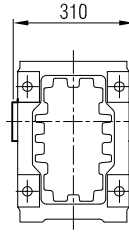
... -SL



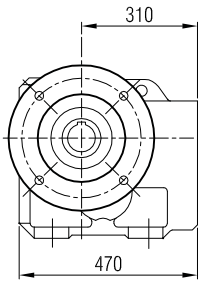
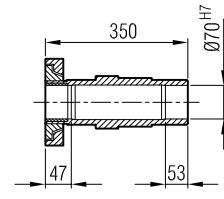
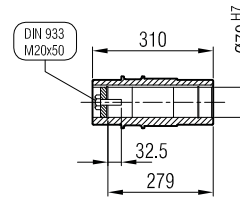
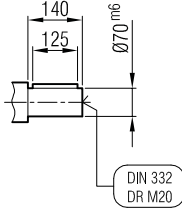
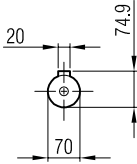
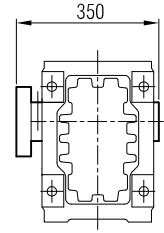
... -SD



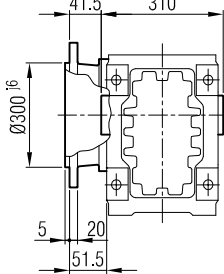
... -H



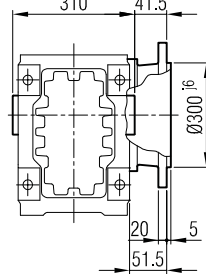
... -SDL / SDR



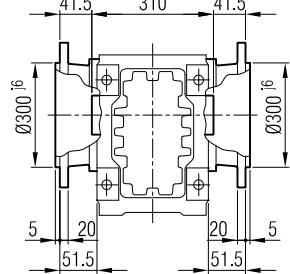
... -FR



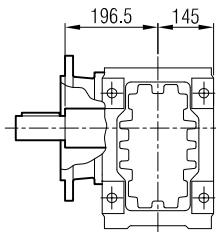
... -FL



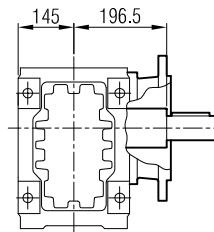
... -FD



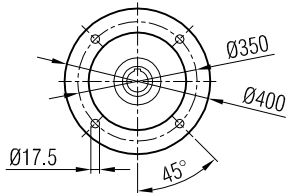
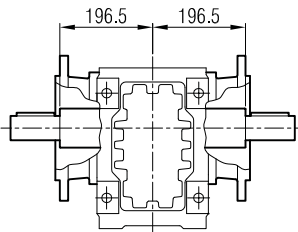
... -FR-SR



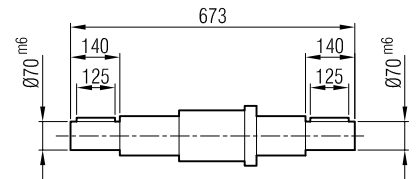
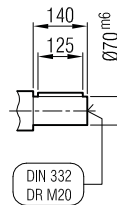
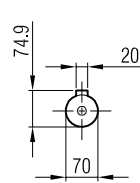
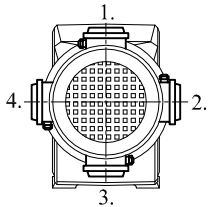
... -FL-SL



... -FD-SD

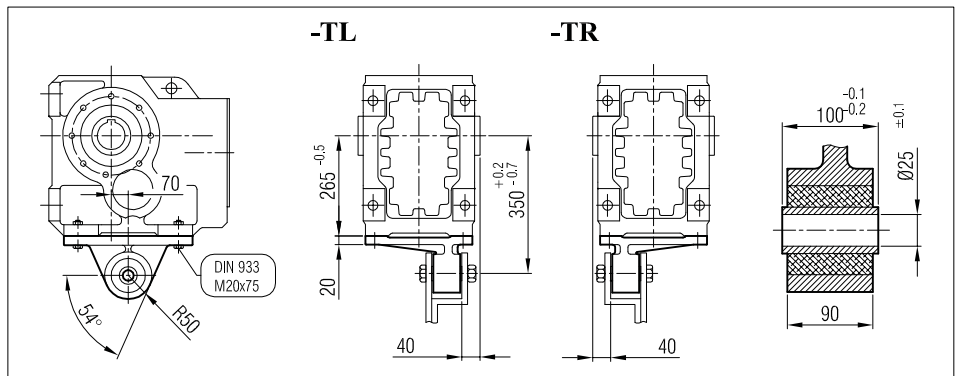


Klemens Pozisyonları
Terminal Box Positions
Klemenskasten Positionen



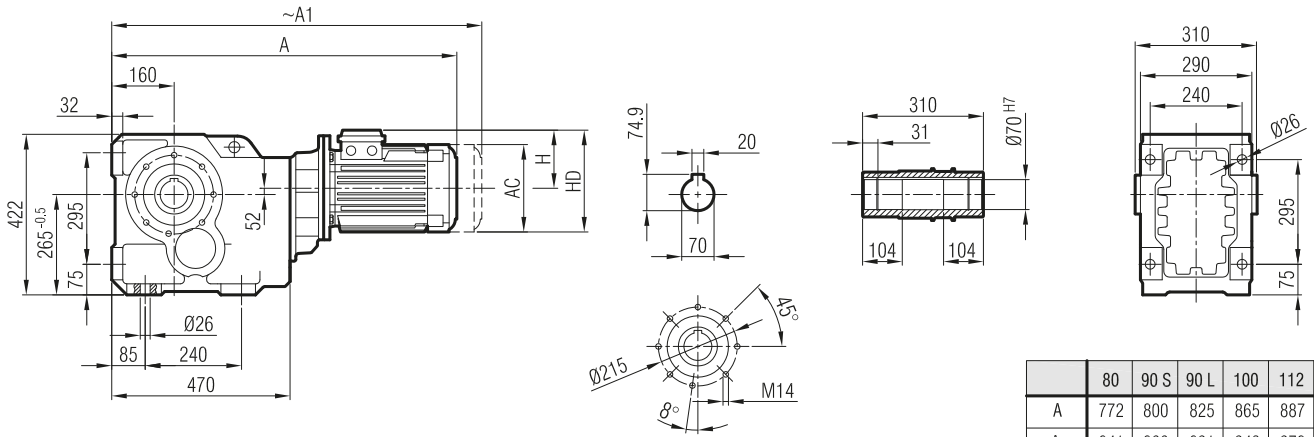
-TL

-TR



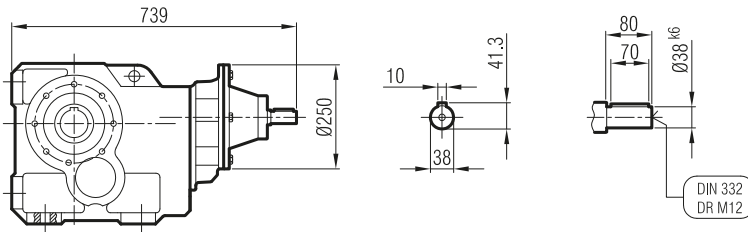


İRKM 104



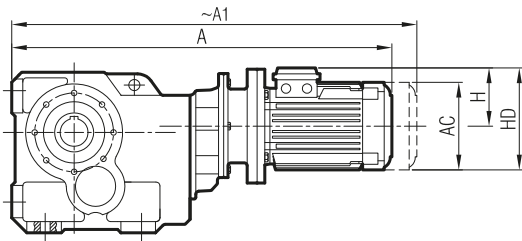
	80	90 S	90 L	100	112
A	772	800	825	865	887
A ₁	841	866	891	943	970
H	118	132	132	141	149
HD	198	222	222	241	261
AC	158	193	193	217	232

İRK 104



"A₁" Ölçüsü Frenli Motorlar içindir.
Dimension "A₁" is for motors with brake
Maß "A₁" ist für Motoren mit Bremse

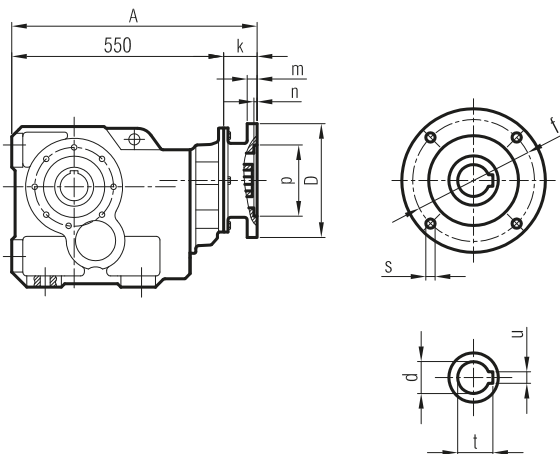
İRKPM 104



	80/B5	90 S/B5	90 L/B5	100/B5	112/B5
A	860	875	900	940	960
A ₁	929	941	966	1018	1043
H	118	132	132	141	149
HD	198	222	222	241	261
AC	158	193	193	217	232

"A₁" Ölçüsü Frenli Motorlar içindir.
Dimension "A₁" is for motors with brake
Maß "A₁" ist für Motoren mit Bremse

İRKP 104

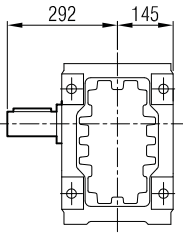


	A	Øp	Øf	ØD	s	k	m	n	Ød	t	u
80/B5	616	130	165	200	M10	67	12	5	19	21.8	6
90/B5	616	130	165	200	M10	67	12	5	24	27.3	8
100/B5	624	180	215	250	M12	74	14	5	28	31.3	8
112/B5	624	180	215	250	M12	74	14	5	28	31.3	8

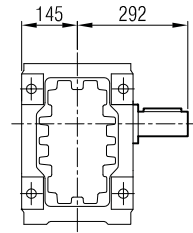


İRK... 104

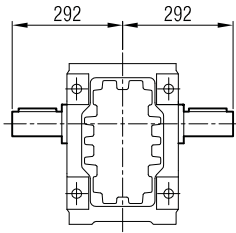
... -SR



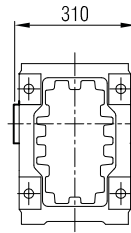
... -SL



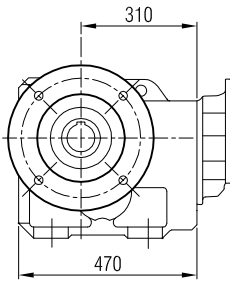
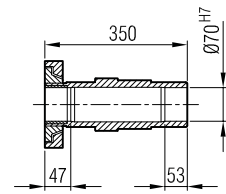
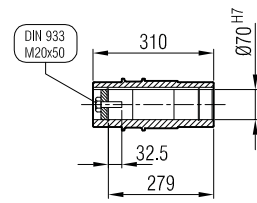
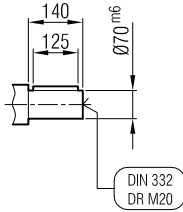
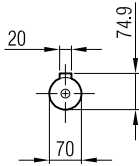
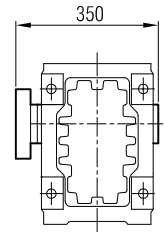
... -SD



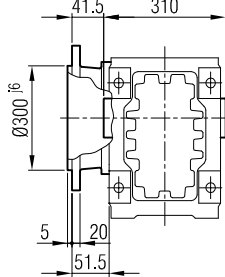
... -H



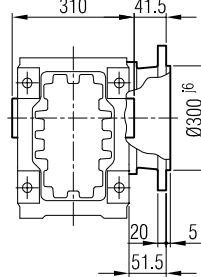
... -SDL / SDR



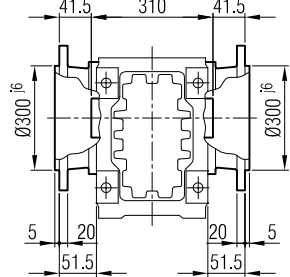
... -FR



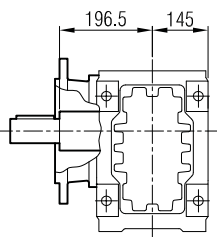
... -FL



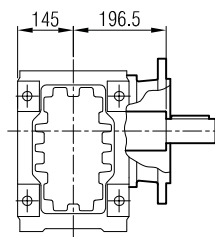
... -FD



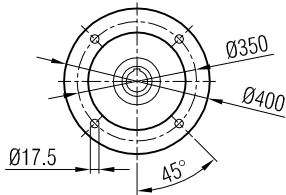
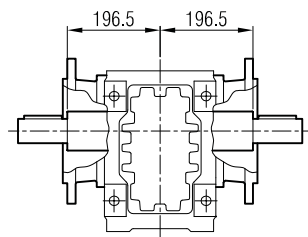
... -FR-SR



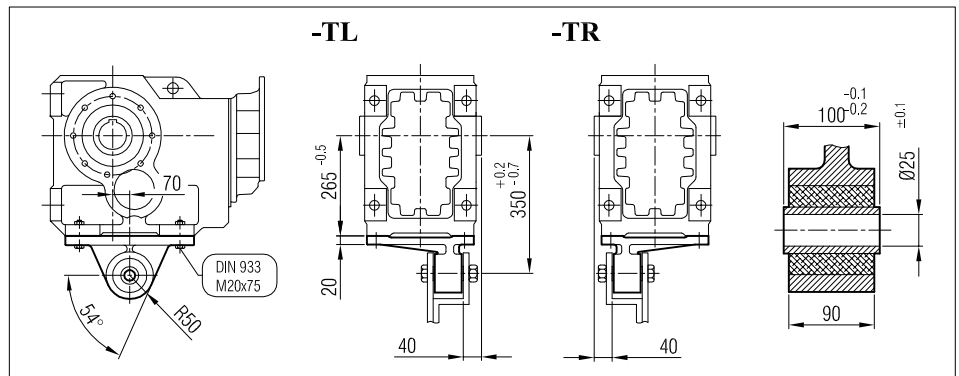
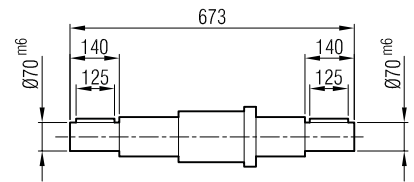
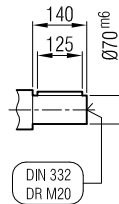
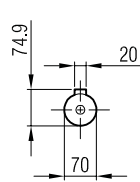
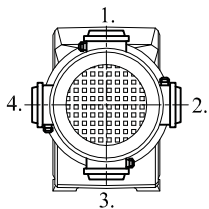
... -FL-SL



... -FD-SD

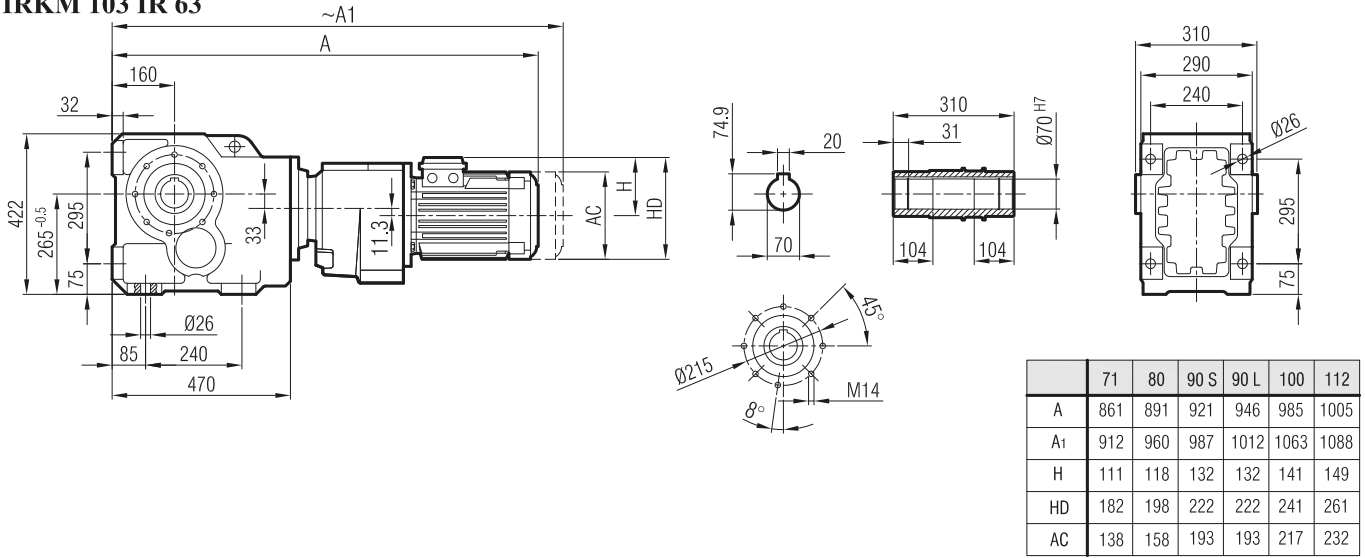


Klemens Pozisyonları
Terminal Box Positions
Klemenskasten Positionen

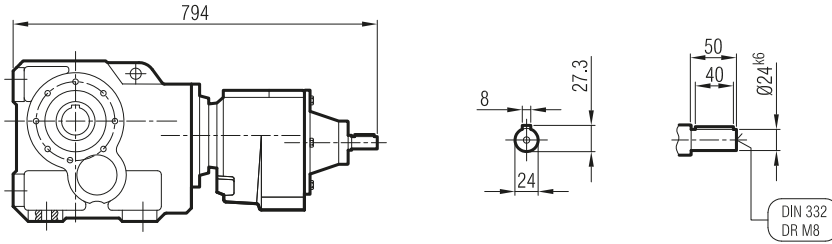




İRKM 103 İR 62
İRKM 103 İR 63

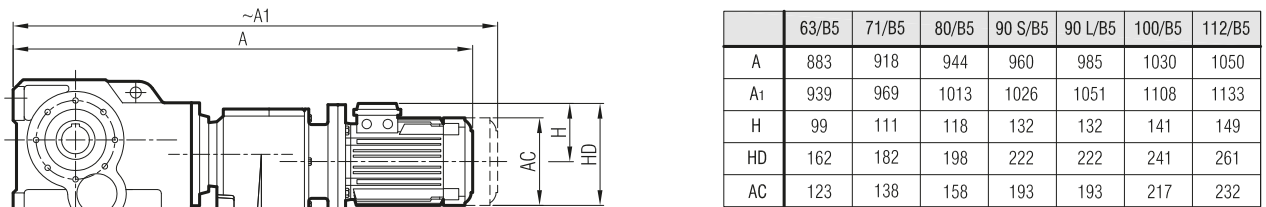


İRK 103 İR 62
İRK 103 İR 63



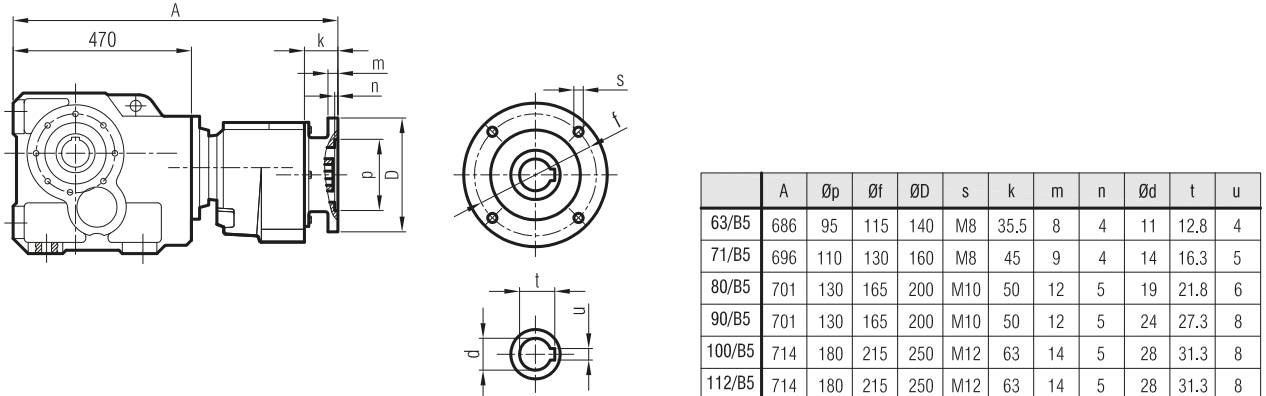
"A₁" Ölçüsü Frenli Motorlar içindir.
Dimension "A₁" is for motors with brake
Maß "A₁" ist für Motoren mit Bremse

İRKPM 103 İR 62
İRKPM 103 İR 63



"A₁" Ölçüsü Frenli Motorlar içindir.
Dimension "A₁" is for motors with brake
Maß "A₁" ist für Motoren mit Bremse

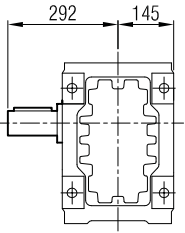
İRKP 103 İR 62
İRKP 103 İR 63



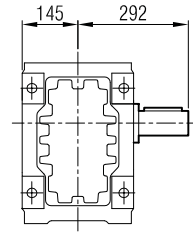


İRK... 103 İR 62-63

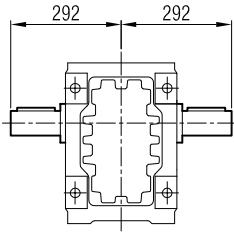
... -SR



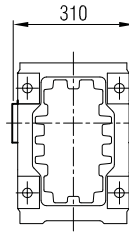
... -SL



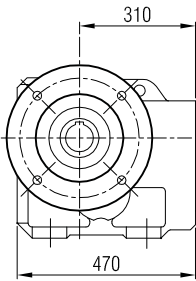
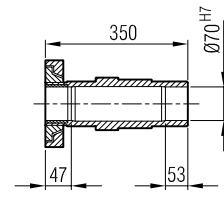
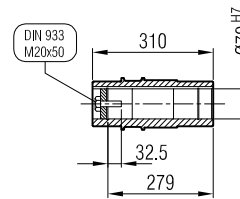
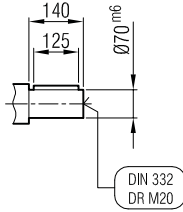
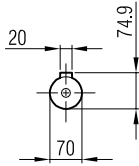
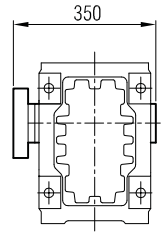
... -SD



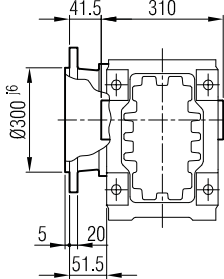
... -H



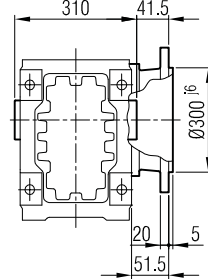
... -SDL / SDR



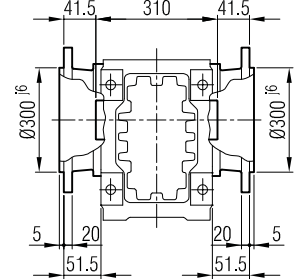
... -FR



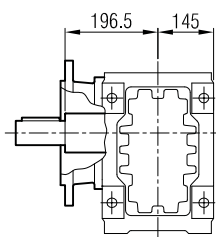
... -FL



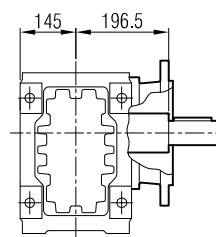
... -FD



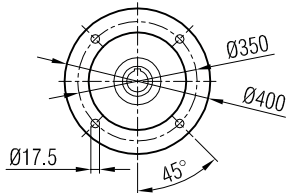
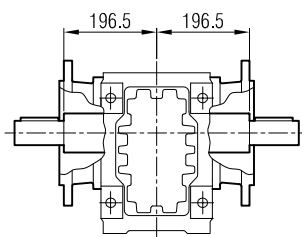
... -FR-SR



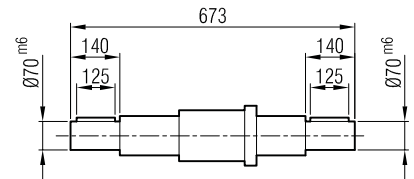
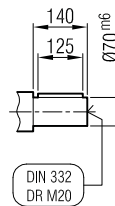
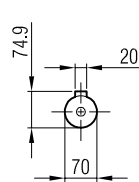
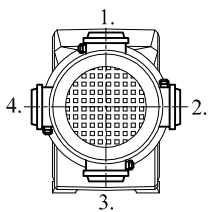
... -FL-SL



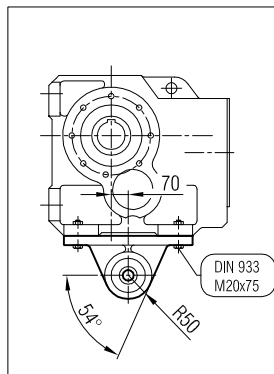
... -FD-SD



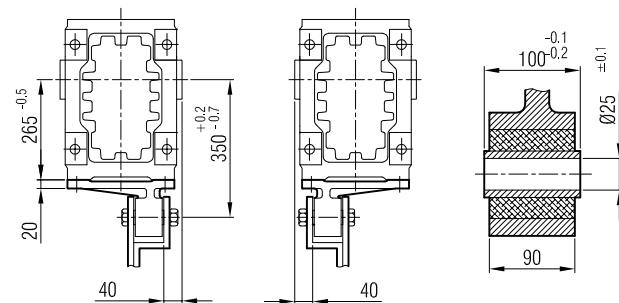
Klemens Pozisyonları
Terminal Box Positions
Klemenskasten Positionen



-TL

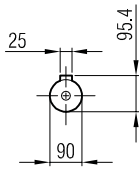
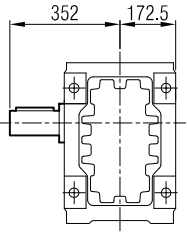


-TR

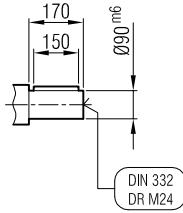
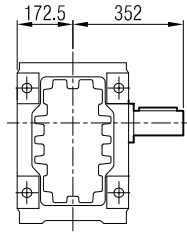




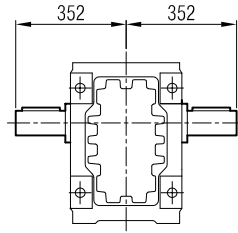
İRK... 123
... -SR



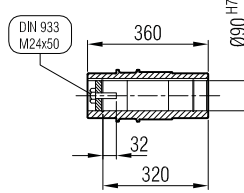
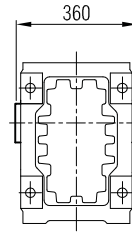
... -SL



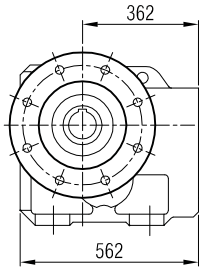
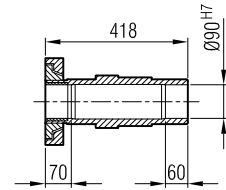
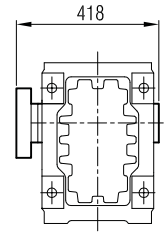
... -SD



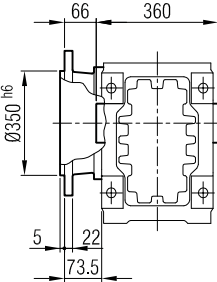
... -H



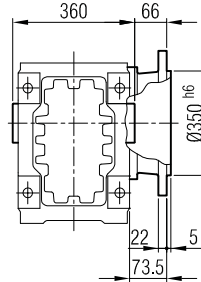
... -SDL / SDR



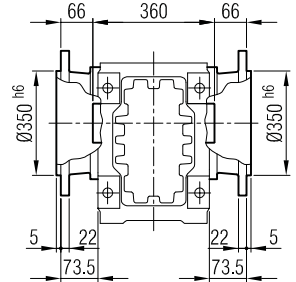
... -FR



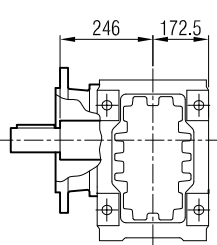
... -FL



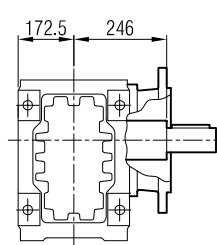
... -FD



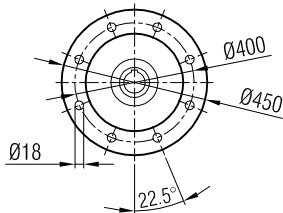
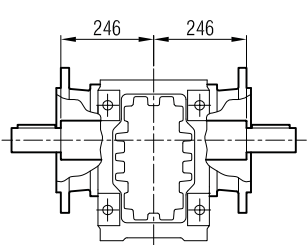
... -FR-SR



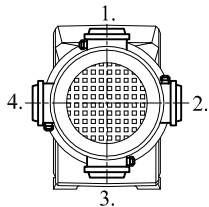
... -FL-SL



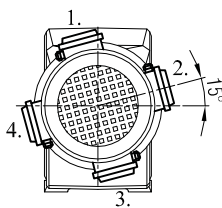
... -FD-SD



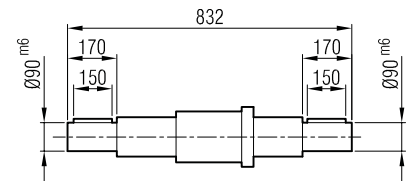
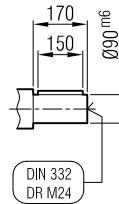
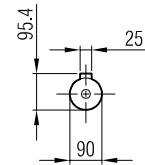
Klemens Pozisyonları
Terminal Box Positions
Klemenskasten Positionen



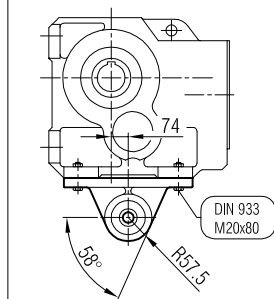
100, 112, 132, 180, 200,
225 B5 Tip/Type/Typ



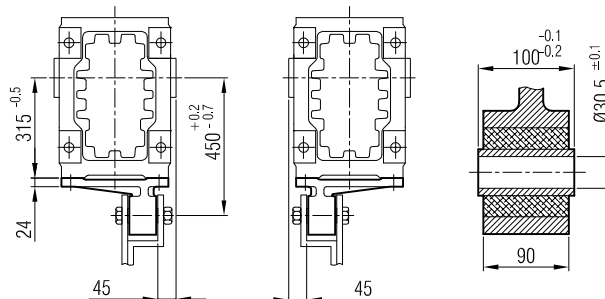
160 B5 Tip/Type/Typ



-TL

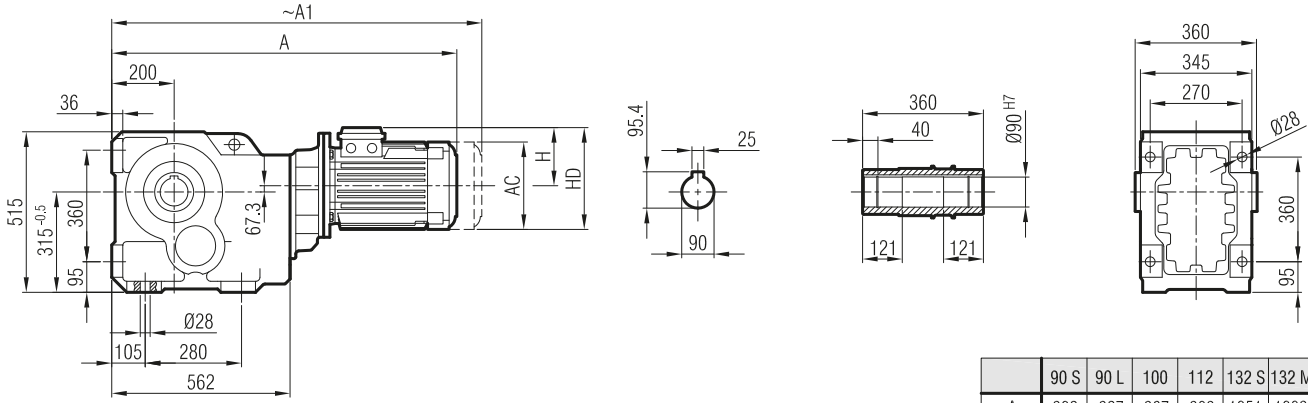


-TR





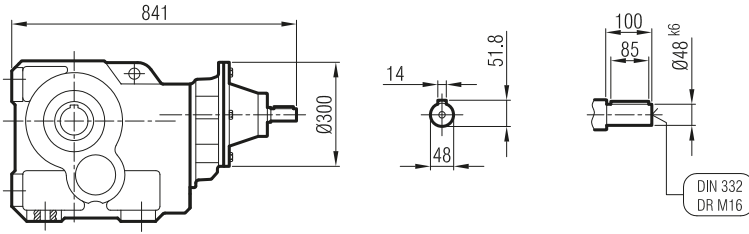
İRKM 124



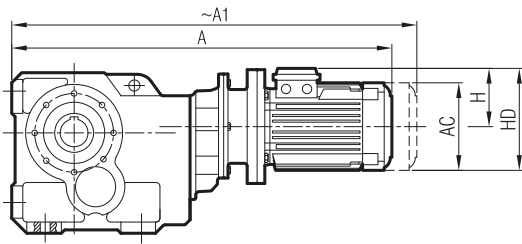
	90 S	90 L	100	112	132 S	132 M	160 M
A	902	927	967	989	1051	1089	1191
A ₁	968	993	1045	1072	1151	1189	1306
H	132	132	141	149	182	182	225
HD	222	222	241	261	314	314	385
AC	193	193	217	232	279	279	325

"A₁" Ölçüsü Frenli Motorlar içindir.
Dimension "A₁" is for motors with brake
Maß "A₁" ist für Motoren mit Bremse

İRK 124



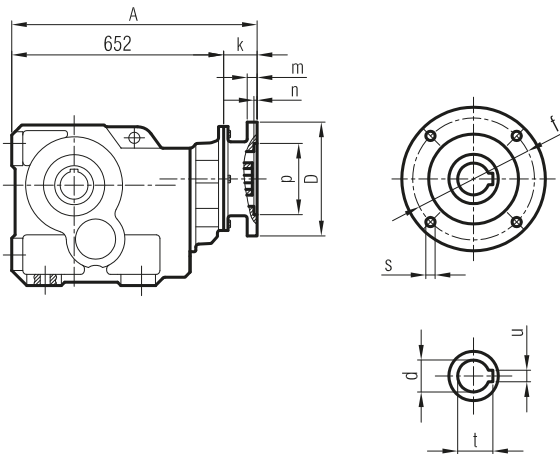
İRKPM 124



	90 S/B5	90 L/B5	100/B5	112/B5	132 S/B5	132 M/B5	160 M/B5
A	960	985	1026	1046	1127	1165	1253
A ₁	1026	1051	1104	1129	1227	1265	1368
H	132	132	141	149	182	182	225
HD	222	222	241	261	314	314	385
AC	193	193	217	232	279	279	325

"A₁" Ölçüsü Frenli Motorlar içindir.
Dimension "A₁" is for motors with brake
Maß "A₁" ist für Motoren mit Bremse

İRKP 124

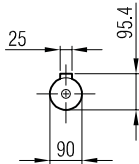
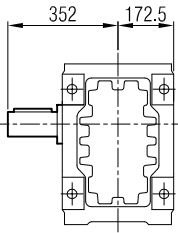


	A	Øp	Øf	ØD	s	k	m	n	Ød	t	u
90/B5	701	130	165	200	M10	49	12	5	24	27.3	8
100/B5	710	180	215	250	M12	58	14	5	28	31.3	8
112/B5	710	180	215	250	M12	58	14	5	28	31.3	8
132/B5	747	230	265	300	M12	95	17	6	38	41.3	10
160/B5	763	250	300	350	M14	111	18	6.5	42	45.3	12

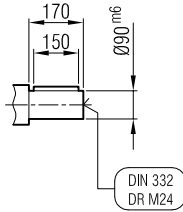
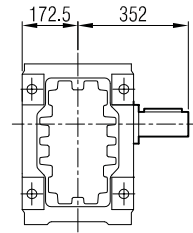


İRK... 124

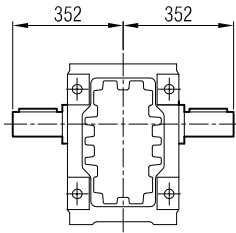
... -SR



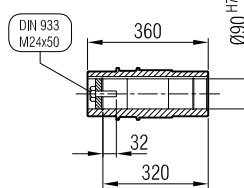
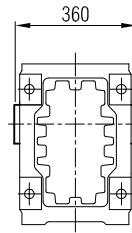
... -SL



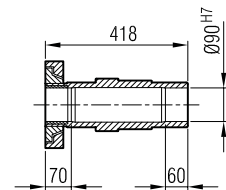
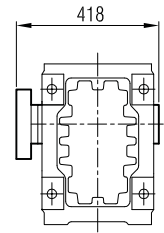
... -SD



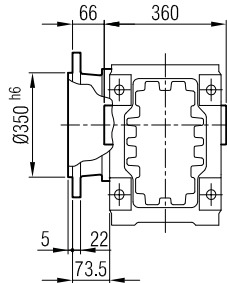
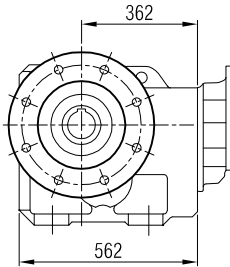
... -H



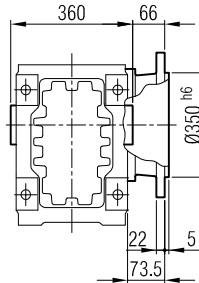
... -SDL / SDR



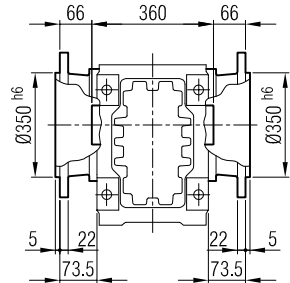
... -FR



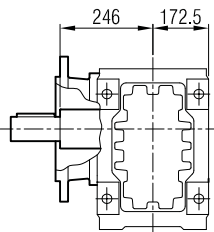
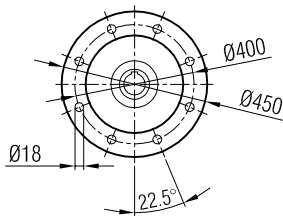
... -FL



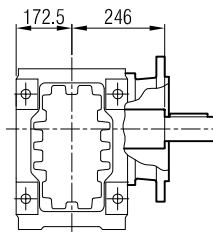
... -FD



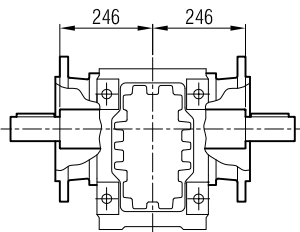
... -FR-SR



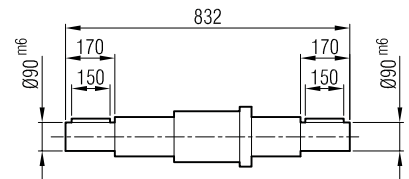
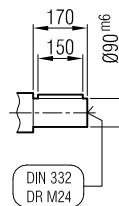
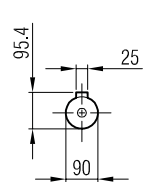
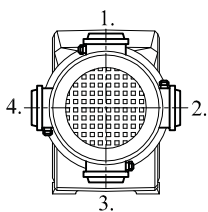
... -FL-SL



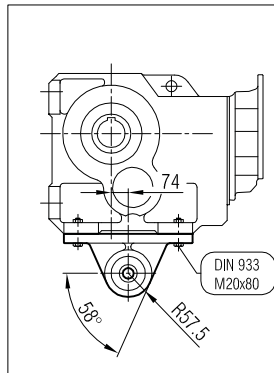
... -FD-SD



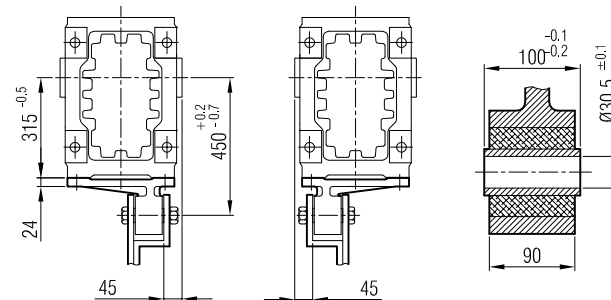
Klemens Pozisyonları
Terminal Box Positions
Klemenskasten Positionen



-TL



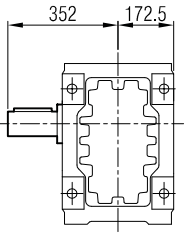
-TR



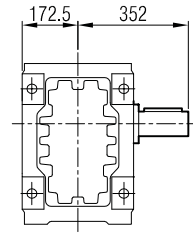


İRK... 123 İR 72-73

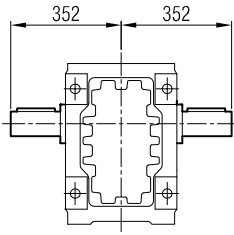
... -SR



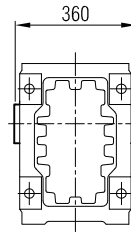
... -SL



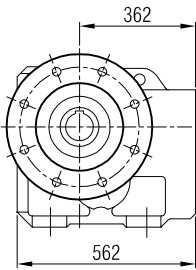
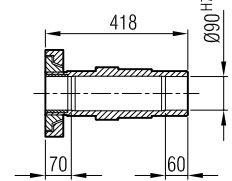
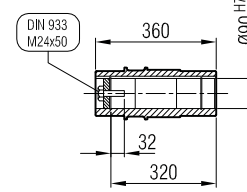
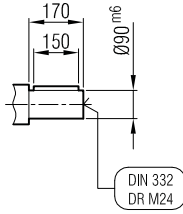
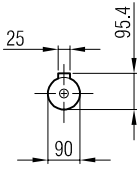
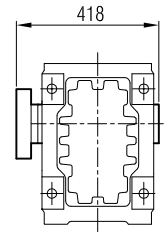
... -SD



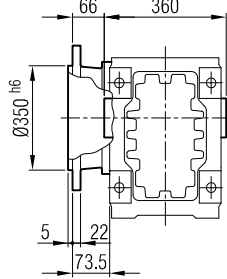
... -H



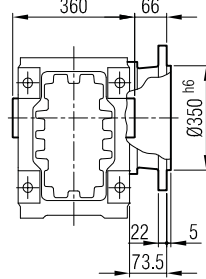
... -SDL / SDR



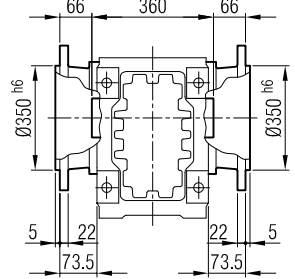
... -FR



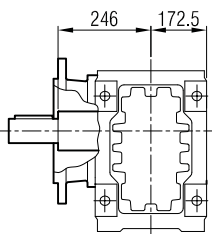
... -FL



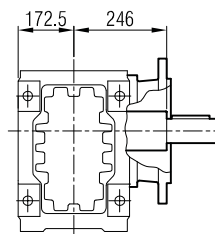
... -FD



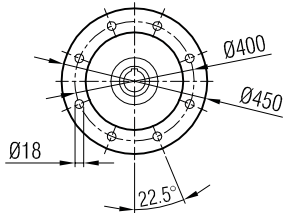
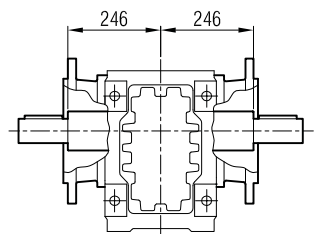
... -FR-SR



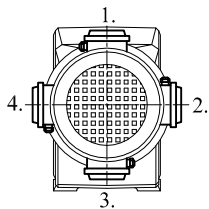
... -FL-SL



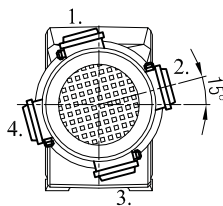
... -FD-SD



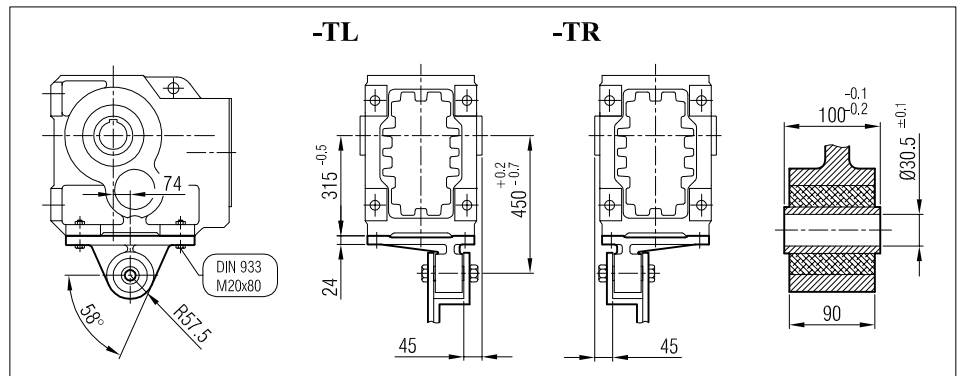
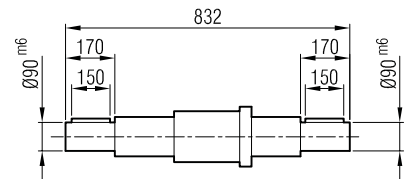
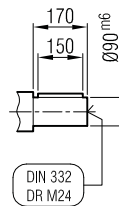
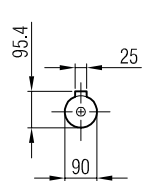
Klemens Pozisyonları
Terminal Box Positions
Klemenskasten Positionen



100, 112, 132, 180, 200,
225 B5 Tip/Type/Typ

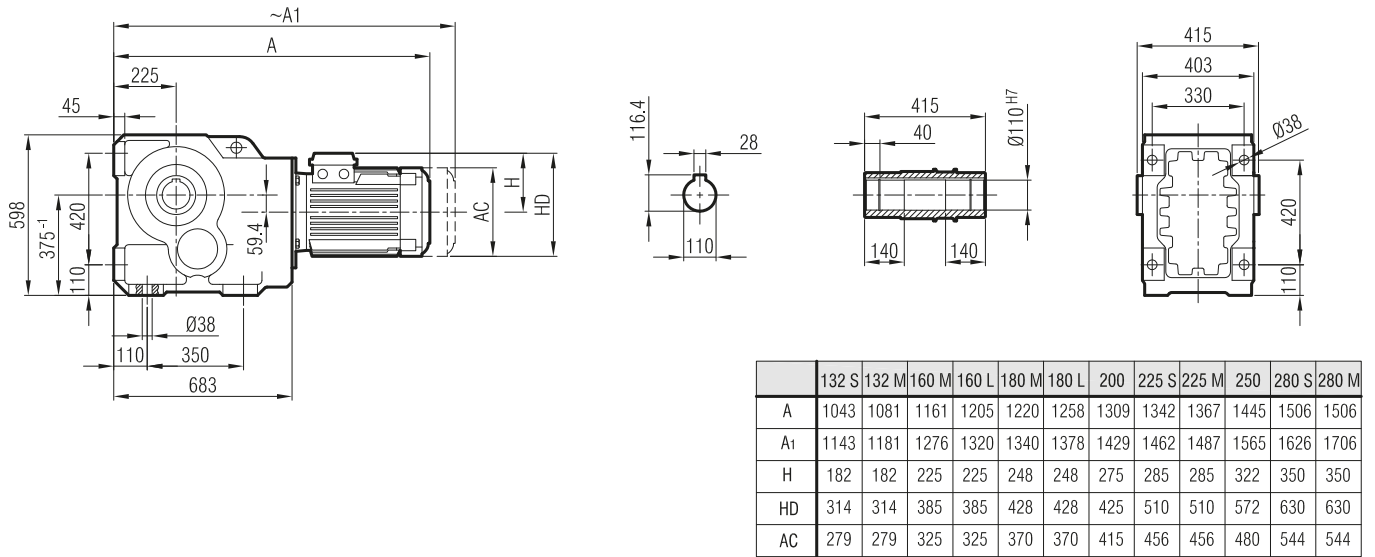


160 B5 Tip/Type/Typ



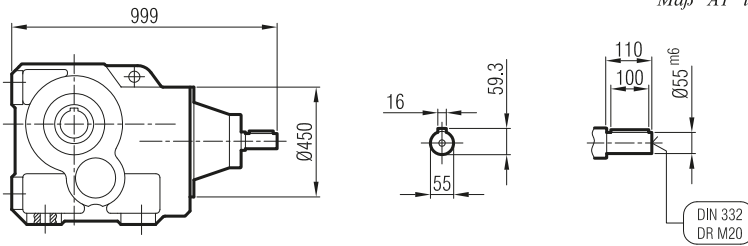


İRKM 143

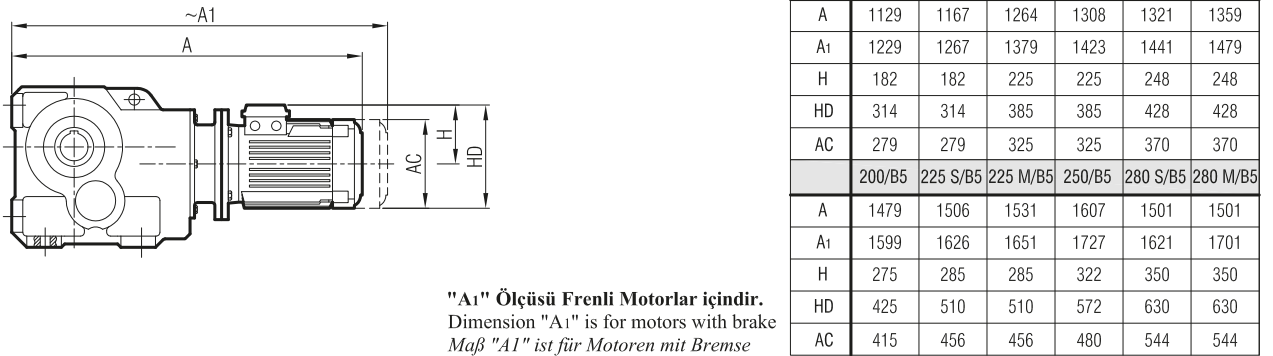


"A₁" Ölçüsü Frenli Motorlar içindir.
Dimension "A₁" is for motors with brake
Maß "A₁" ist für Motoren mit Bremse

İRK 143

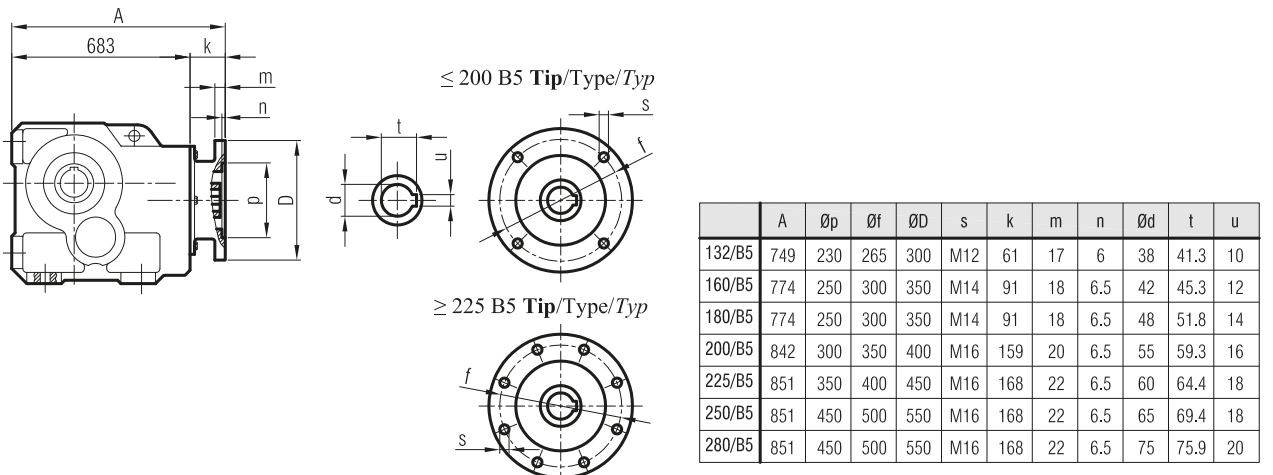


İRKPM 143



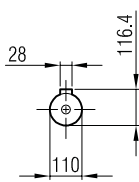
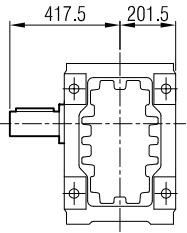
"A₁" Ölçüsü Frenli Motorlar içindir.
Dimension "A₁" is for motors with brake
Maß "A₁" ist für Motoren mit Bremse

İRKP 143

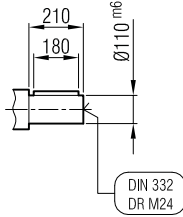
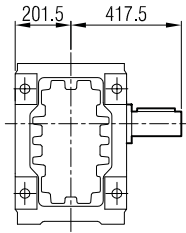




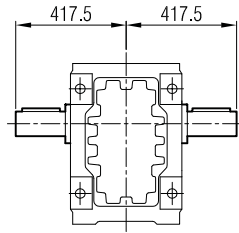
İRK... 143
... -SR



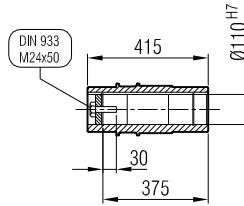
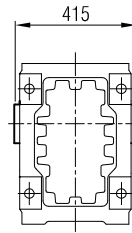
... -SL



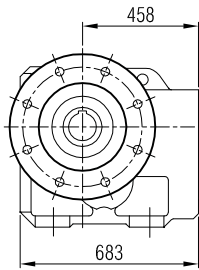
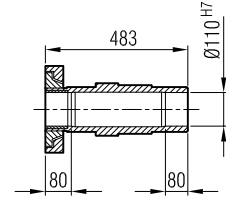
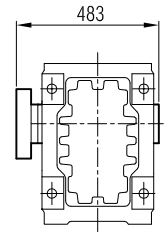
... -SD



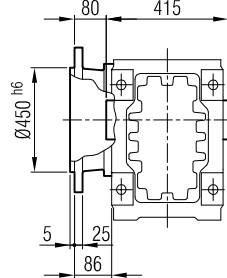
... -H



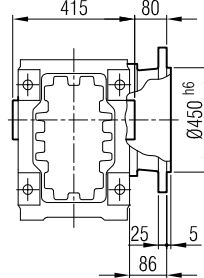
... -SDL / SDR



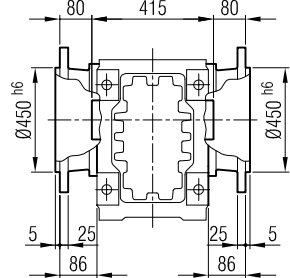
... -FR



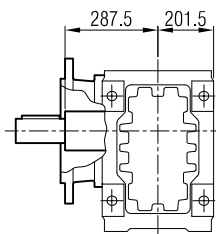
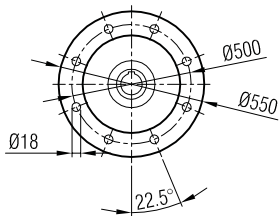
... -FL



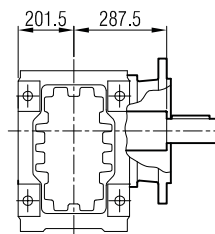
... -FD



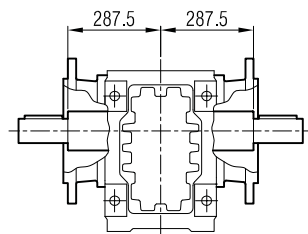
... -FR-SR



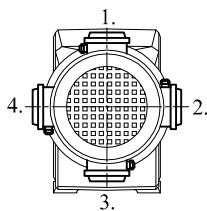
... -FL-SL



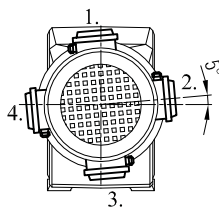
... -FD-SD



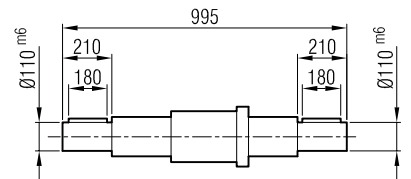
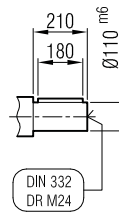
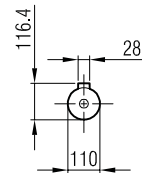
Klemens Pozisyonları
Terminal Box Positions
Klemenskasten Positionen



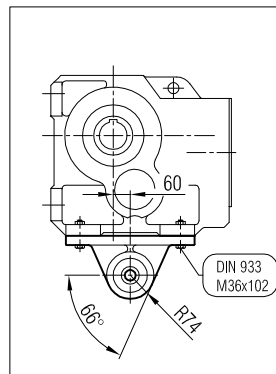
132, 160, 180, 225, 250,
280 B5 Tip/Type/Typ



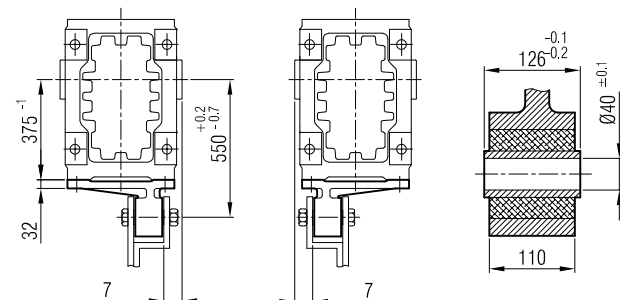
200 B5 Tip/Type/Typ



-TL

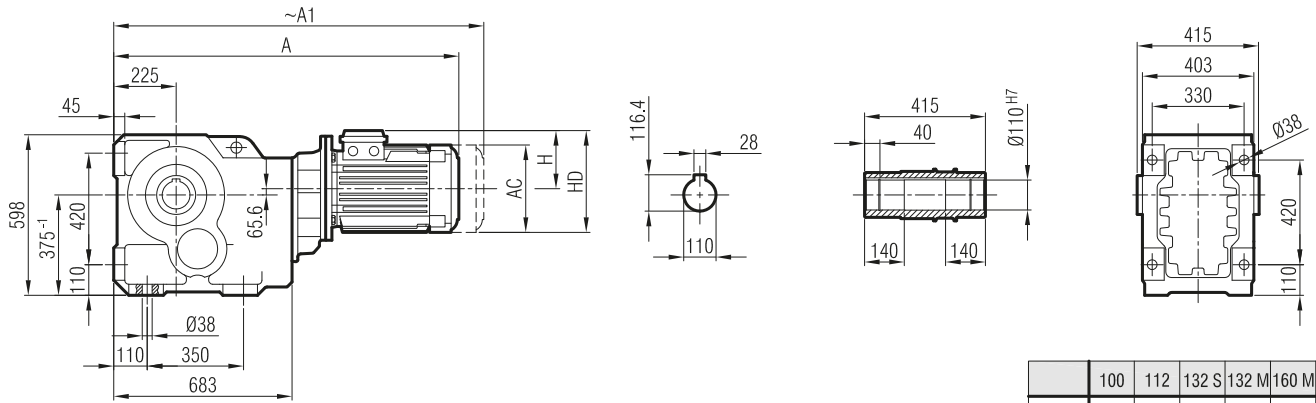


-TR



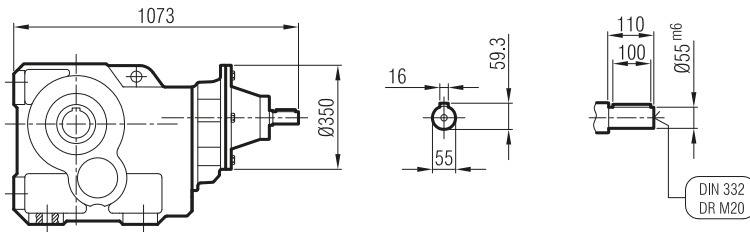


İRKM 144



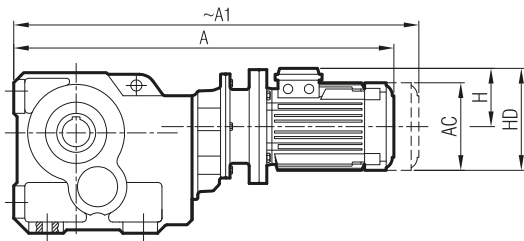
	100	112	132 S	132 M	160 M
A	1114	1134	1175	1213	1285
A ₁	1192	1217	1275	1313	1400
H	141	149	182	182	225
HD	241	261	314	314	385
AC	217	232	279	279	325

İRK 144



"A₁" Ölçüsü Frenli Motorlar içindir.
Dimension "A₁" is for motors with brake
Maß "A₁" ist für Motoren mit Bremse

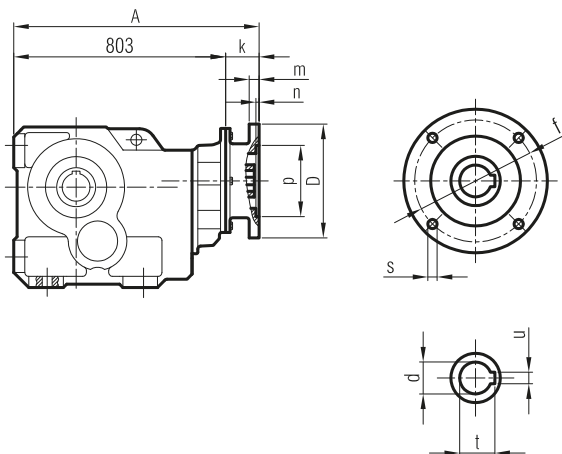
İRKPM 144



	100/B5	112/B5	132 S/B5	132 M/B5	160 M/B5
A	1176	1196	1267	1305	1384
A ₁	1254	1279	1367	1405	1499
H	141	149	182	182	225
HD	241	261	314	314	385
AC	217	232	279	279	325

"A₁" Ölçüsü Frenli Motorlar içindir.
Dimension "A₁" is for motors with brake
Maß "A₁" ist für Motoren mit Bremse

İRKP 144

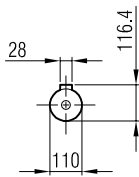
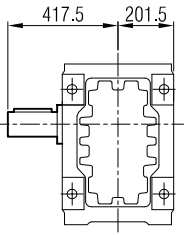


	A	Øp	Øf	ØD	s	k	m	n	Ød	t	u
100/B5	860	180	215	250	M12	57	15	5	28	31.3	8
112/B5	860	180	215	250	M12	57	15	5	28	31.3	8
132/B5	887	230	265	300	M12	84	17	6	38	41.3	10
160/B5	894	250	300	350	M14	91	18	6.5	42	45.3	12

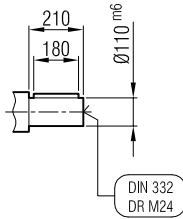
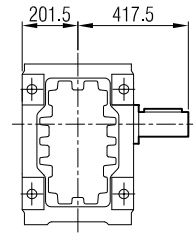


İRK... 144

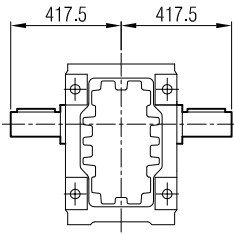
... -SR



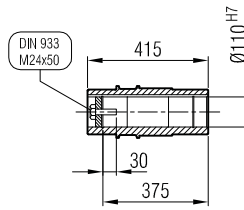
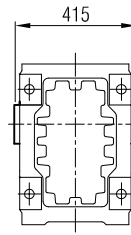
... -SL



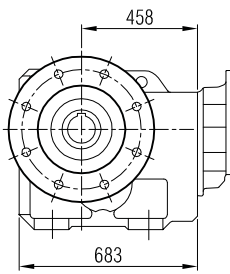
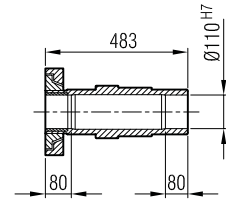
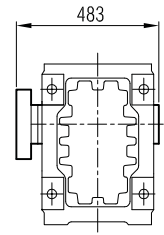
... -SD



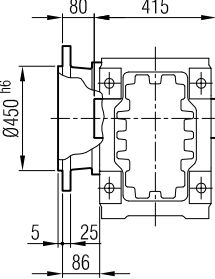
... -H



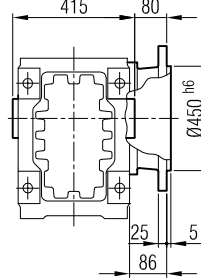
... -SDL / SDR



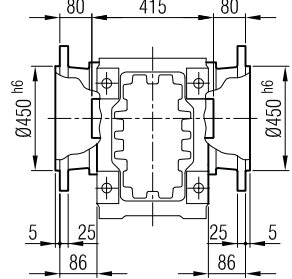
... -FR



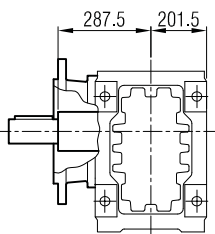
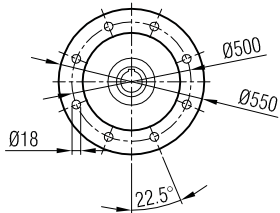
... -FL



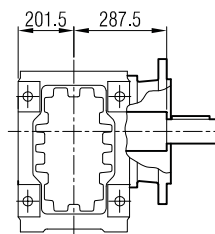
... -FD



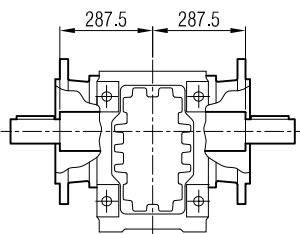
... -FR-SR



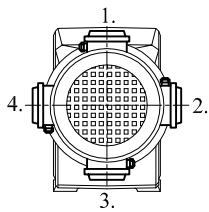
... -FL-SL



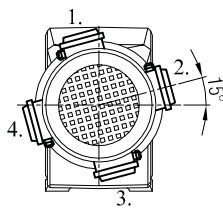
... -FD-SD



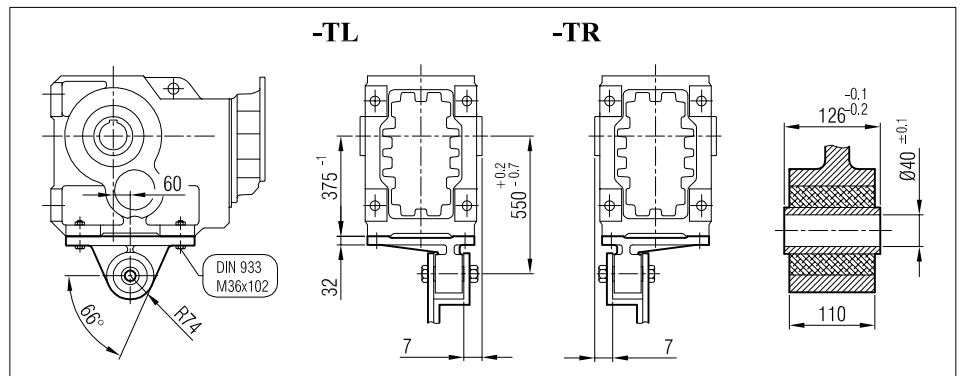
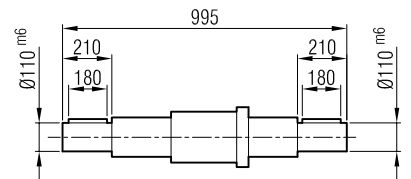
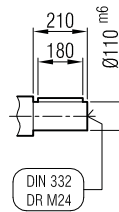
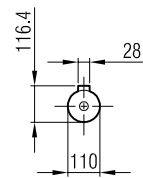
Klemens Pozisyonları
Terminal Box Positions
Klemenskasten Positionen



100, 112, 132 B5
Tip/Type/Typ

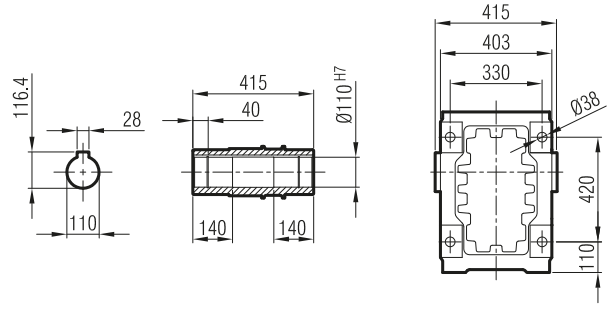
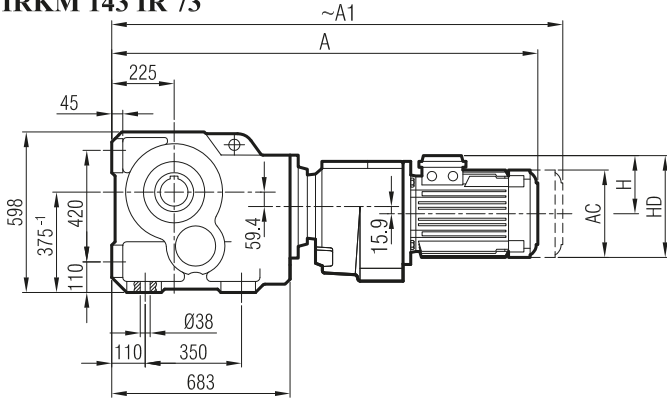


160 B5 Tip/Type/Typ





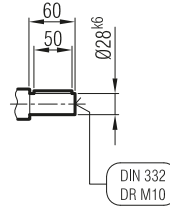
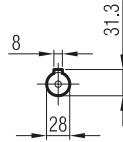
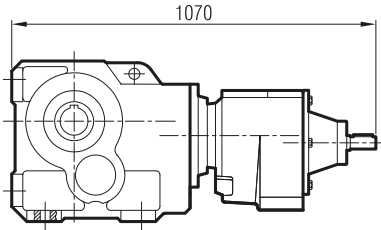
İRKM 143 İR 72
İRKM 143 İR 73



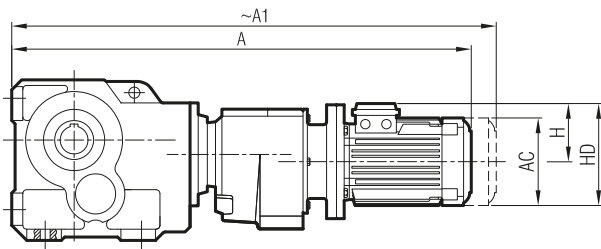
	71	80	90 S	90 L	100	112	132 S	132 M
A	1108	1138	1168	1193	1234	1257	1319	1357
A ₁	1159	1207	1234	1259	1312	1340	1419	1457
H	111	118	132	132	141	149	182	182
HD	182	198	222	222	241	261	314	314
AC	138	158	193	193	217	232	279	279

"A₁" Ölçüsü Frenli Motorlar içindir.
Dimension "A₁" is for motors with brake
Maß "A₁" ist für Motoren mit Bremse

İRK 143 İR 72
İRK 143 İR 73



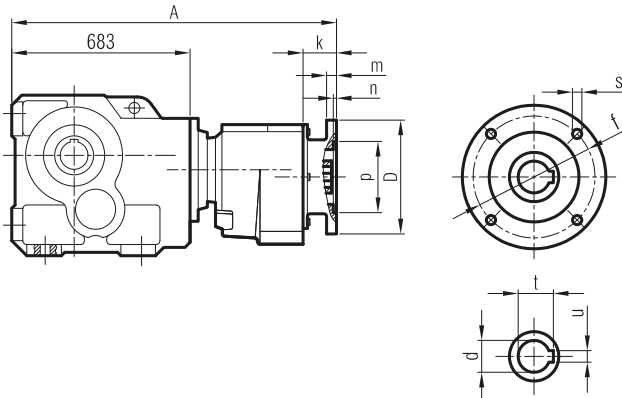
İRKPM 143 İR 72
İRKPM 143 İR 73



	71/B5	80/B5	90 S/B5	90 L/B5	100/B5	112/B5	132 S/B5	132 M/B5
A	1184	1217	1232	1257	1294	1314	1382	1420
A ₁	1235	1286	1298	1323	1372	1397	1482	1520
H	111	118	132	132	141	149	182	182
HD	182	198	222	222	241	261	314	314
AC	138	158	193	193	217	232	279	279

"A₁" Ölçüsü Frenli Motorlar içindir.
Dimension "A₁" is for motors with brake
Maß "A₁" ist für Motoren mit Bremse

İRKP 143 İR 72
İRKP 143 İR 73

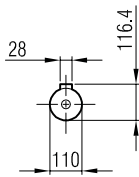
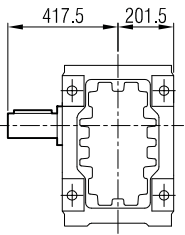


	A	Øp	Øf	ØD	s	k	m	n	Ød	t	u
71/B5	961	110	130	160	M8	55	10	4	14	16.3	5
80/B5	973	130	165	200	M10	67	12	5	19	21.8	6
90/B5	973	130	165	200	M10	67	12	5	24	27.3	8
100/B5	978	180	215	250	M12	71.5	14	5	28	31.3	8
112/B5	978	180	215	250	M12	71.5	14	5	28	31.3	8
132/B5	1002	230	265	300	M12	95.5	17	5	38	41.3	10

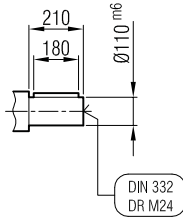
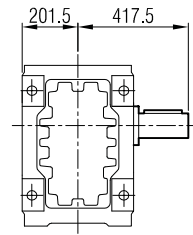


İRK... 143 İR 72-73

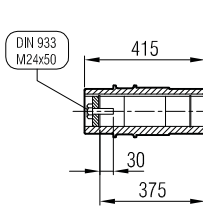
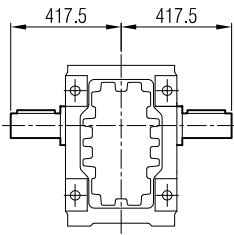
... -SR



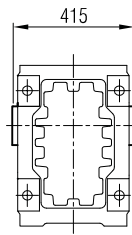
... -SL



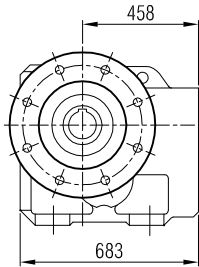
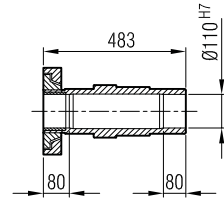
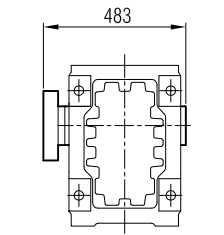
... -SD



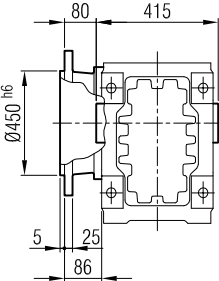
... -H



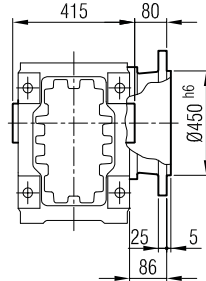
... -SDL / SDR



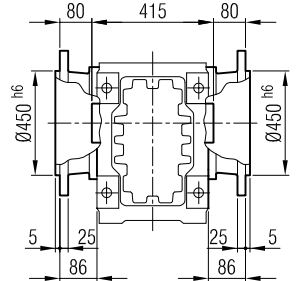
... -FR



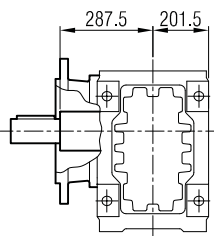
... -FL



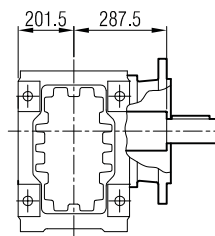
... -FD



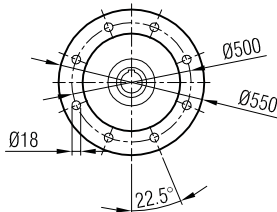
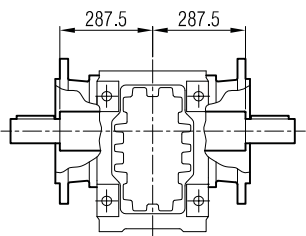
... -FR-SR



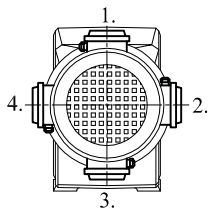
... -FL-SL



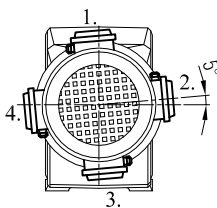
... -FD-SD



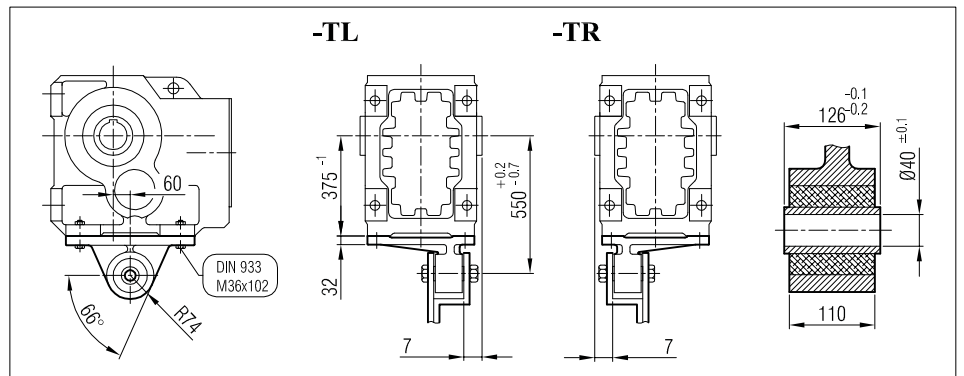
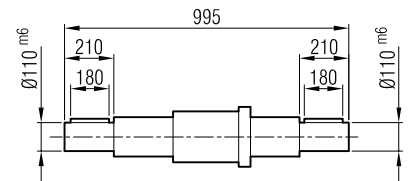
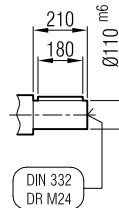
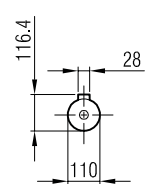
Klemens Pozisyonları
Terminal Box Positions
Klemenskasten Positionen



132, 160, 180, 225, 250,
280 B5 Tip/Type/Typ

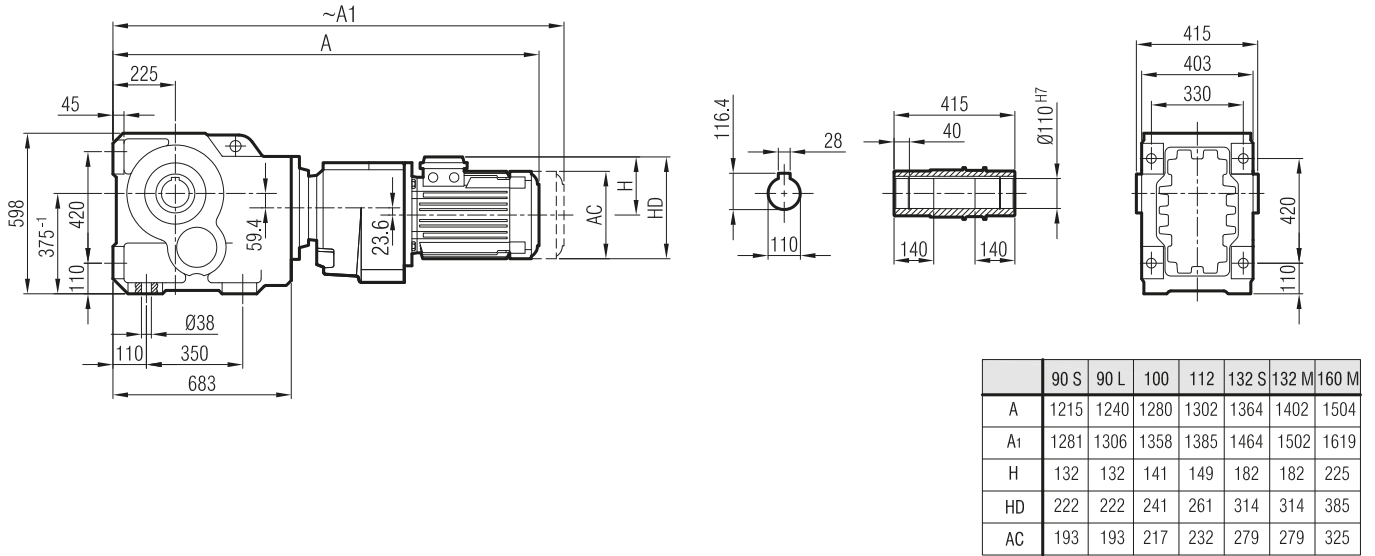


200 B5 Tip/Type/Typ

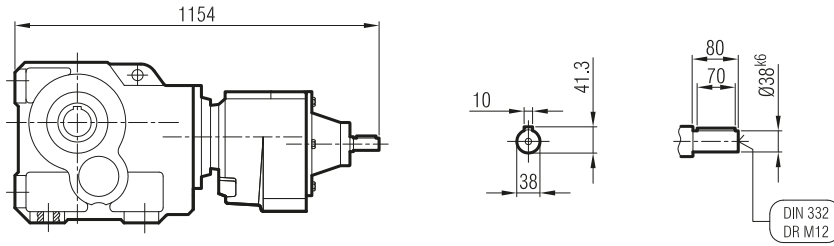




İRKM 143 İR 82

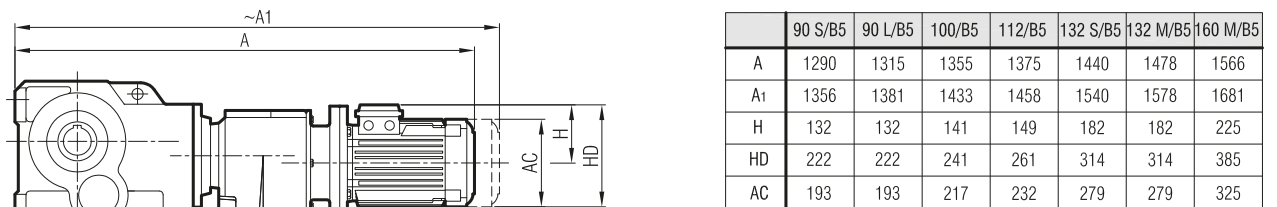


İRK 143 İR 82



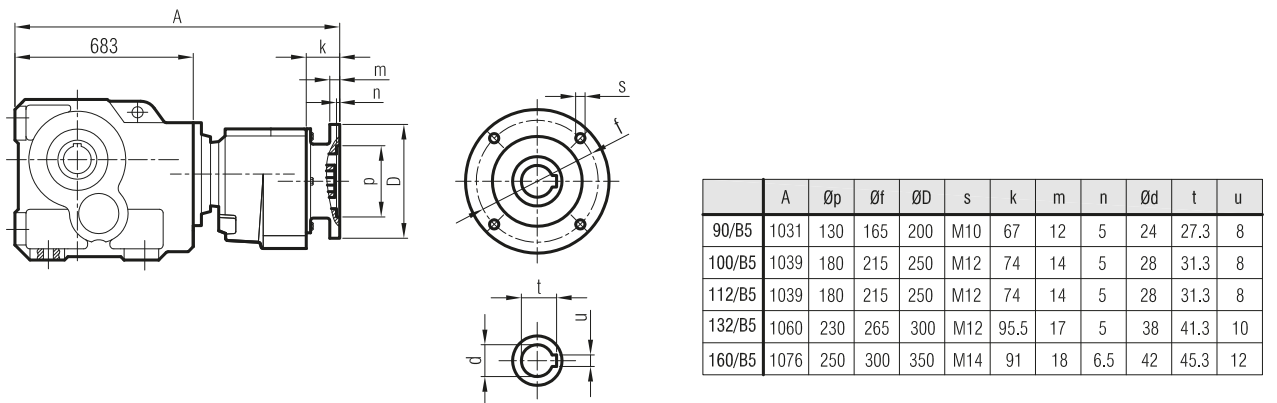
"A₁" Ölçüsü Frenli Motorlar içindir.
Dimension "A₁" is for motors with brake
Maß "A₁" ist für Motoren mit Bremse

İRKPM 143 İR 82



"A₁" Ölçüsü Frenli Motorlar içindir.
Dimension "A₁" is for motors with brake
Maß "A₁" ist für Motoren mit Bremse

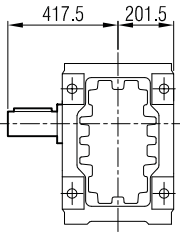
İRKP 143 İR 82



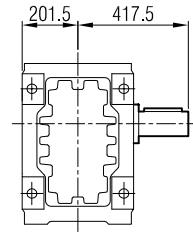


İRK... 143 İR 82

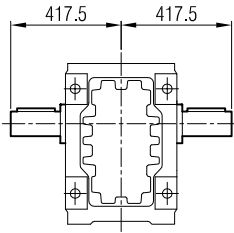
... -SR



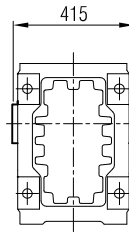
... -SL



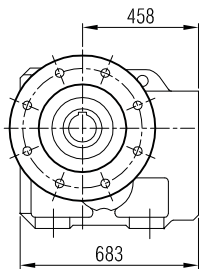
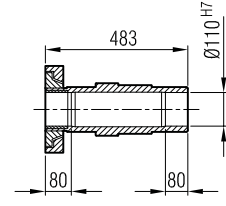
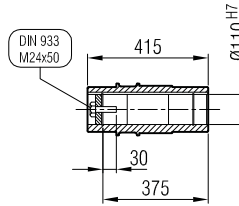
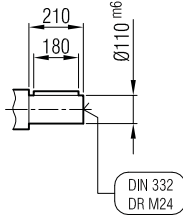
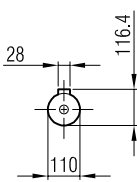
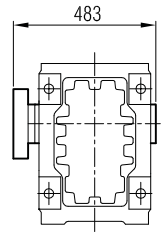
... -SD



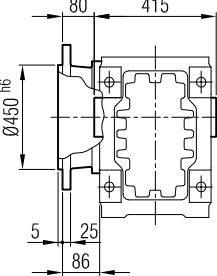
... -H



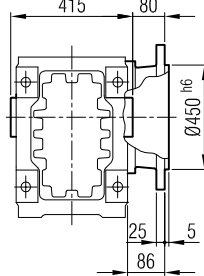
... -SDL / SDR



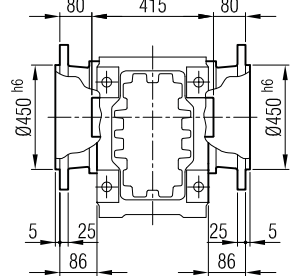
... -FR



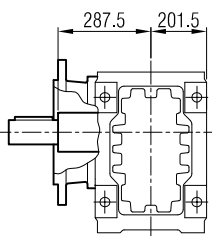
... -FL



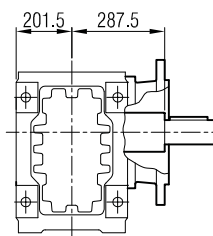
... -FD



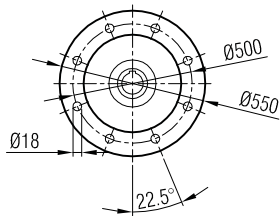
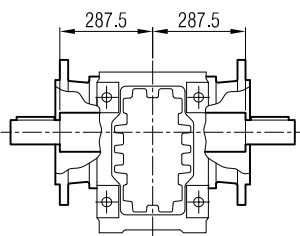
... -FR-SR



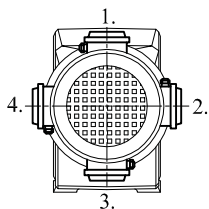
... -FL-SL



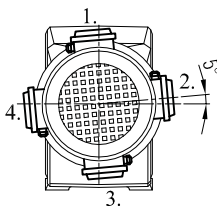
... -FD-SD



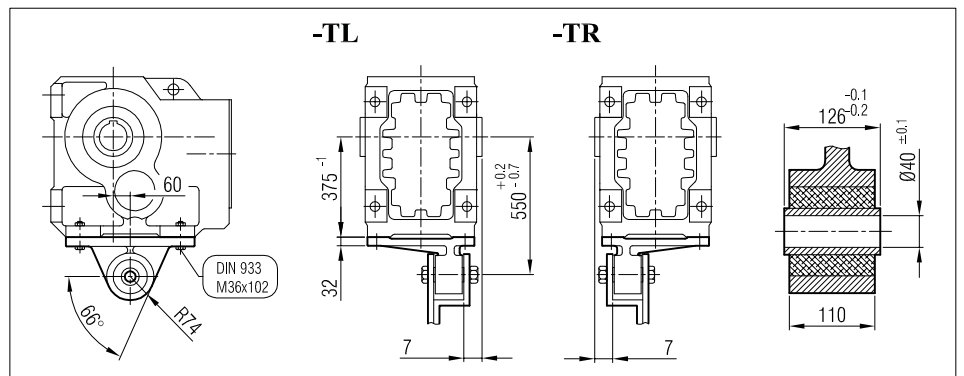
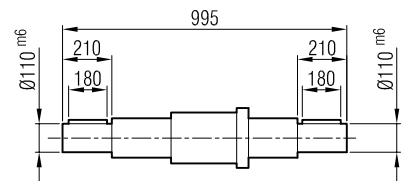
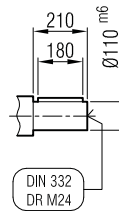
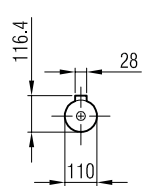
Klemens Pozisyonları
Terminal Box Positions
Klemenskasten Positionen



132, 160, 180, 225, 250,
280 B5 Tip/Type/Typ

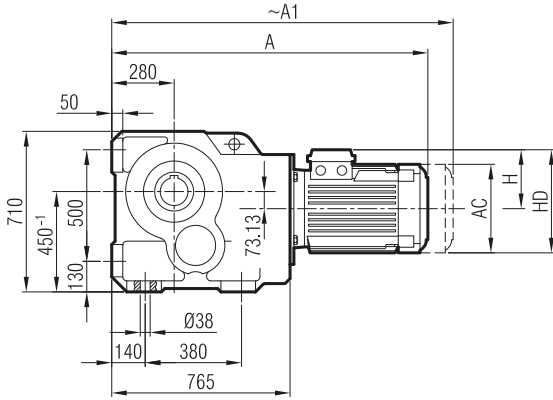


200 B5 Tip/Type/Typ



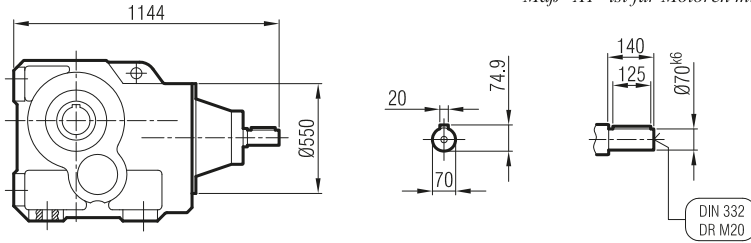


İRKM 153



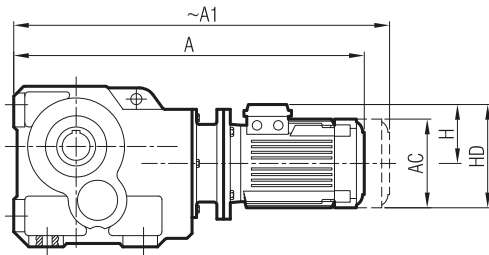
	160 M	160 L	180 M	180 L	200	225 S	225 M	250	280 S	280 M	315 S	315 M	315 L	315 L
A	1245	1289	1302	1340	1391	1424	1449	1527	1588	1588	1793	1793	1863	2150
A ₁	1360	1404	1422	1460	1511	1544	1569	1647	1708	1788	1993	1993	2063	2350
H	225	225	248	248	275	285	285	322	350	350	510	510	510	510
HD	385	385	428	428	425	510	510	572	630	630	825	825	825	825
AC	325	325	370	370	415	456	456	480	544	544	614	614	614	614

İRK 153



"A₁" Ölçüsü Frenli Motorlar içindir.
Dimension "A₁" is for motors with brake
Maß "A₁" ist für Motoren mit Bremse

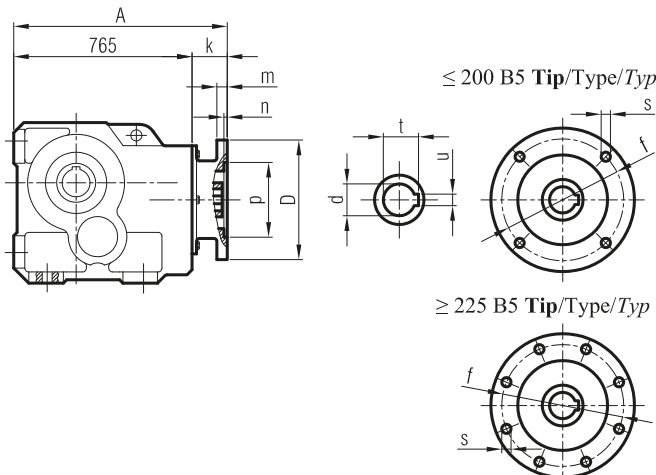
İRKPM 153



	160 M/B5	160 L/B5	180 M/B5	180 L/B5	200/B5	225 S/B5	225 M/B5	250/B5
A	1346	1390	1403	1441	1561	1588	1613	1689
A ₁	1461	1505	1523	1561	1681	1708	1733	1809
H	225	225	248	248	275	285	285	322
HD	385	385	428	428	425	510	510	572
AC	325	325	370	370	415	456	456	480
	280 S/B5	280 M/B5	315 S/B5	315 M/B5	315 L/B5	315 L/B5		
A	1751	1751	1983	1983	2053	2210	2340	
A ₁	1871	1951	2183	2183	2253	2410	2540	
H	350	350	510	510	510	510	510	
HD	630	630	630	630	630	630	630	
AC	544	544	544	544	544	544	544	

"A₁" Ölçüsü Frenli Motorlar içindir.
Dimension "A₁" is for motors with brake
Maß "A₁" ist für Motoren mit Bremse

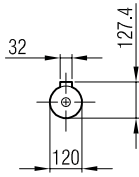
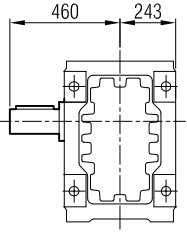
İRKP 153



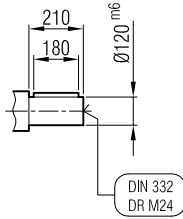
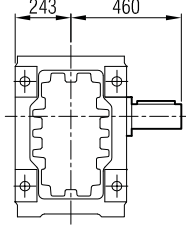
	A	Øp	Øf	ØD	s	k	m	n	Ød	t	u
160/B5	856	250	300	350	M14	91	18	6.5	42	45.3	12
180/B5	856	250	300	350	M14	91	18	6.5	48	51.8	14
200/B5	924	300	350	400	M16	159	20	6.5	55	59.3	16
225/B5	933	350	400	450	M16	168	22	6.5	60	64.4	18
250/B5	933	450	500	550	M16	168	22	6.5	65	69.4	18
280/B5	933	450	500	550	M16	168	22	6.5	75	75.9	20
315/B5	1003	230	265	300	M12	61	17	6	38	41.3	10



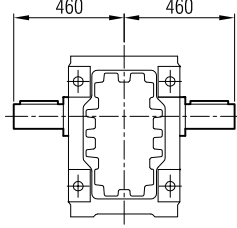
İRK... 153
... -SR



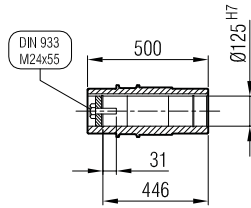
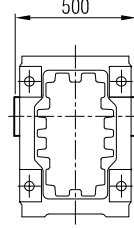
... -SL



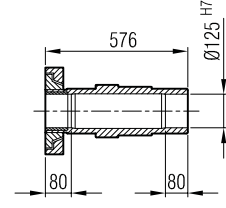
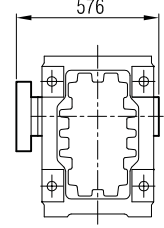
... -SD



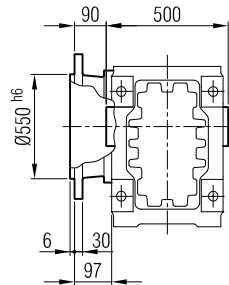
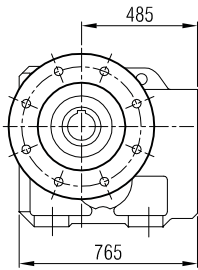
... -H



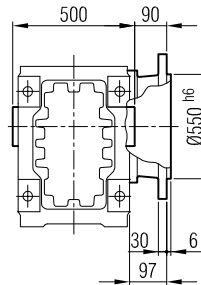
... -SDL / SDR



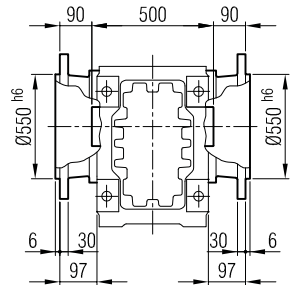
... -FR



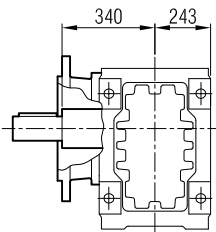
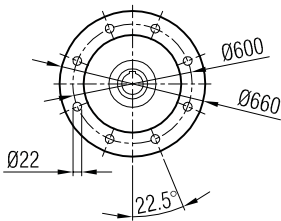
... -FL



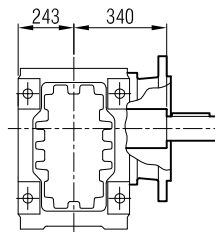
... -FD



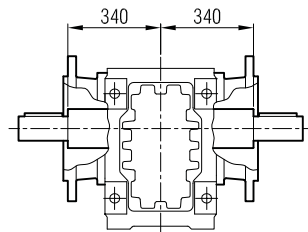
... -FR-SR



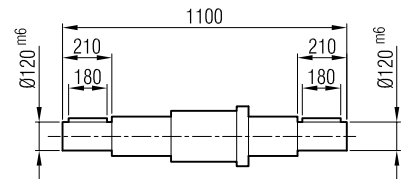
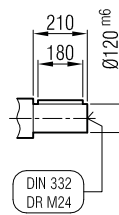
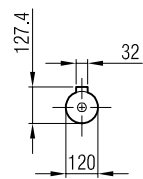
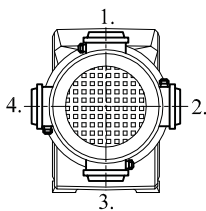
... -FL-SL



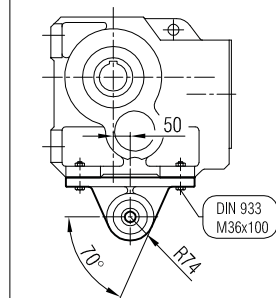
... -FD-SD



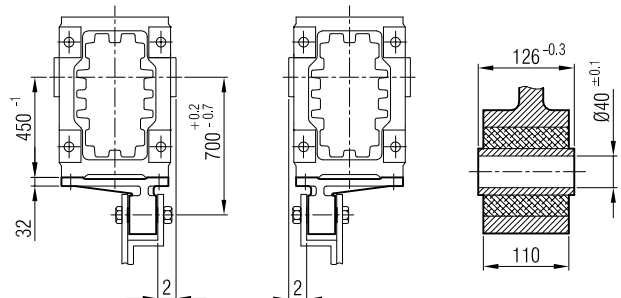
Klemens Pozisyonları
Terminal Box Positions
Klemenskasten Positionen



-TL

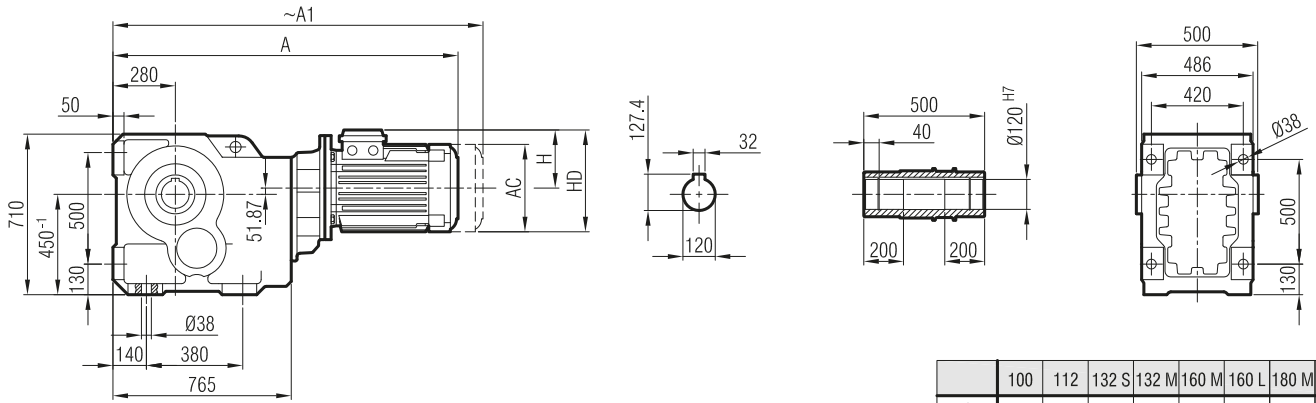


-TR



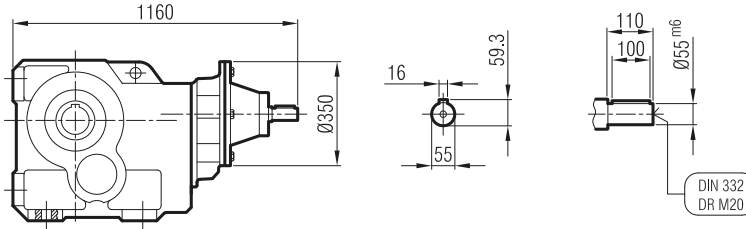


İRKM 154



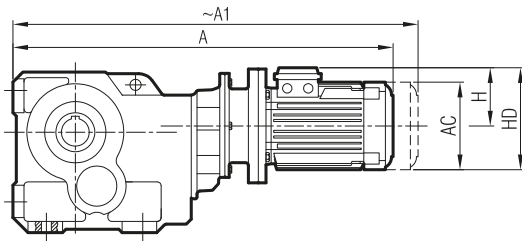
	100	112	132 S	132 M	160 M	160 L	180 M	180 L
A	1201	1221	1262	1300	1372	1416	1444	1482
A ₁	1279	1304	1362	1400	1487	1531	1564	1602
H	141	149	182	182	225	225	248	248
HD	241	261	314	314	385	385	428	428
AC	217	232	279	279	325	325	370	370

İRK 154



"A₁" Ölçüsü Frenli Motorlar içindir.
Dimension "A₁" is for motors with brake
Maß "A₁" ist für Motoren mit Bremse

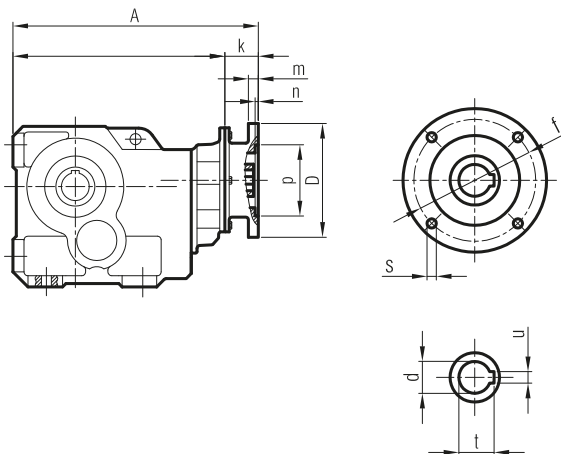
İRKPM 154



	100/B5	112/B5	132 S/B5	132 M/B5	160 M/B5	160 L/B5	180 M/B5	180 L/B5
A	1263	1283	1354	1392	1471	1515	1528	1566
A ₁	1341	1366	1454	1492	1586	1630	1648	1686
H	141	149	182	182	225	225	248	248
HD	241	261	314	314	385	385	428	428
AC	217	232	279	279	325	325	370	370

"A₁" Ölçüsü Frenli Motorlar içindir.
Dimension "A₁" is for motors with brake
Maß "A₁" ist für Motoren mit Bremse

İRKP 154

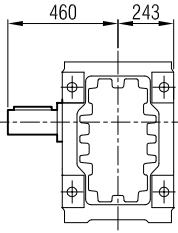


	A	Øp	Øf	ØD	s	k	m	n	Ød	t	u
100/B5	947	180	215	250	M12	57	15	5	28	31.3	8
112/B5	947	180	215	250	M12	57	15	5	28	31.3	8
132/B5	974	230	265	300	M12	84	17	6	38	41.3	10
160/B5	981	250	300	350	M14	91	18	6.5	42	45.3	12
180/B5	981	250	300	350	M14	91	18	6.5	48	51.8	14

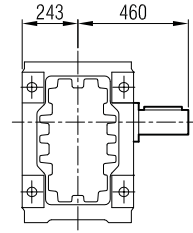


İRK... 154

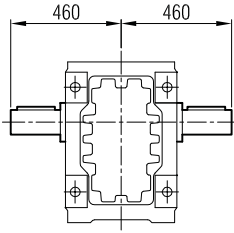
... -SR



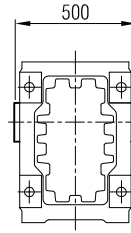
... -SL



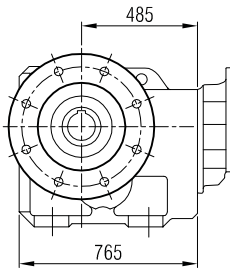
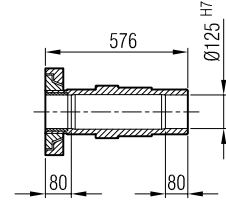
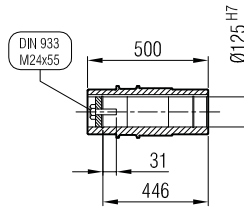
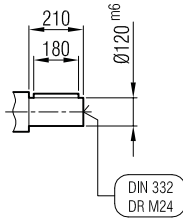
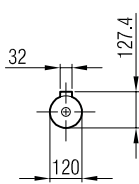
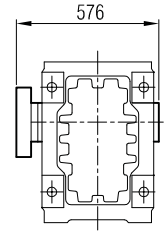
... -SD



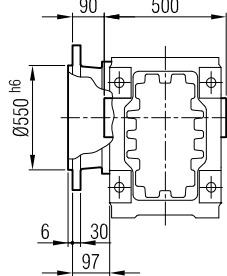
... -H



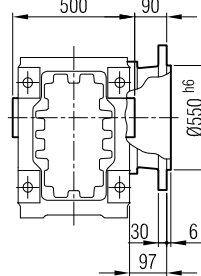
... -SDL / SDR



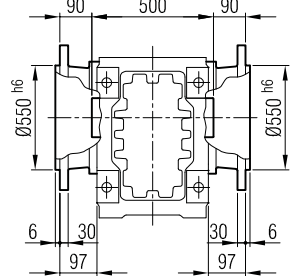
... -FR



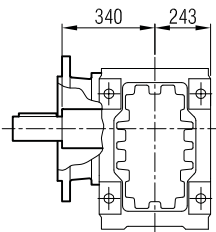
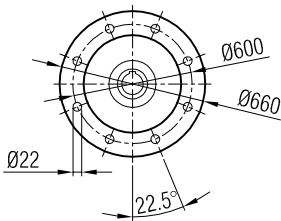
... -FL



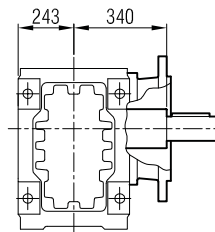
... -FD



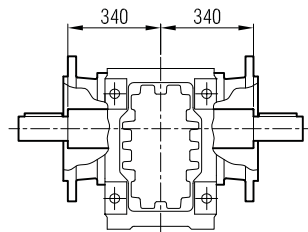
... -FR-SR



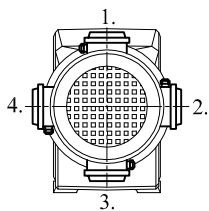
... -FL-SL



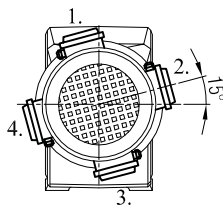
... -FD-SD



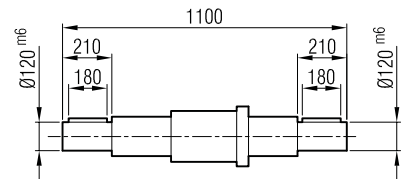
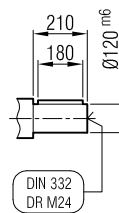
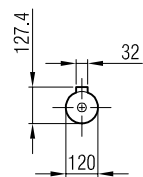
Klemens Pozisyonları
Terminal Box Positions
Klemenskasten Positionen



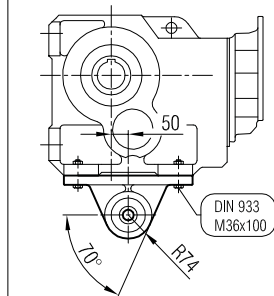
100, 112, 132 B5
Tip/Type/Typ



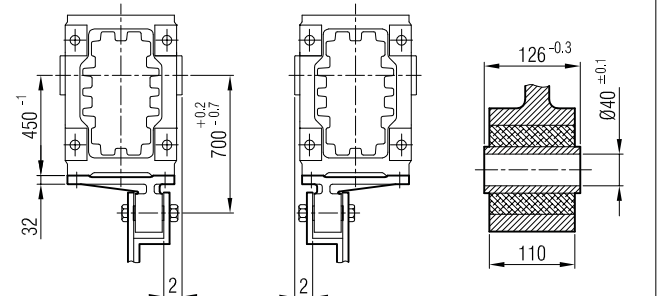
160 B5 Tip/Type/Typ



-TL

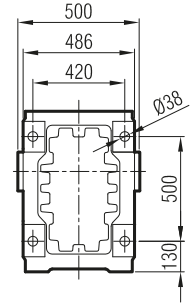
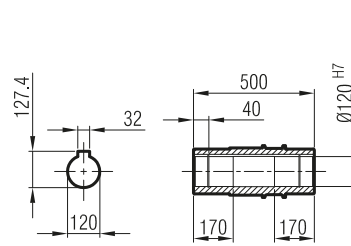
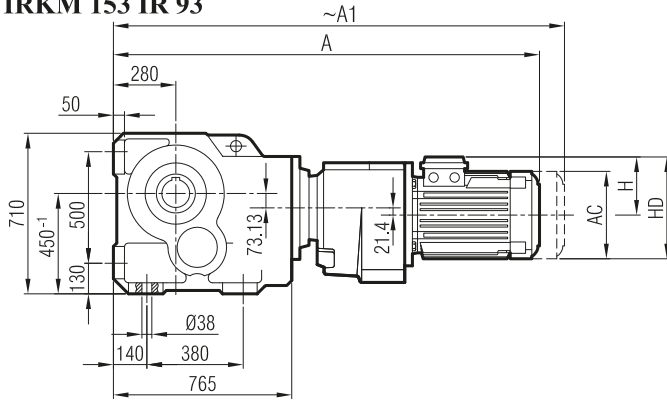


-TR



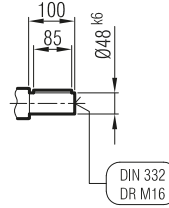
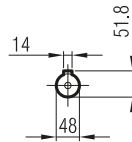
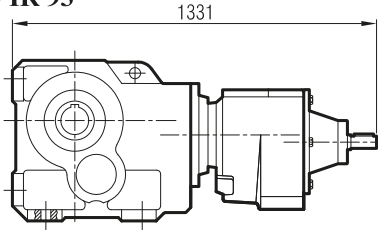


İRKM 153 İR 92
İRKM 153 İR 93



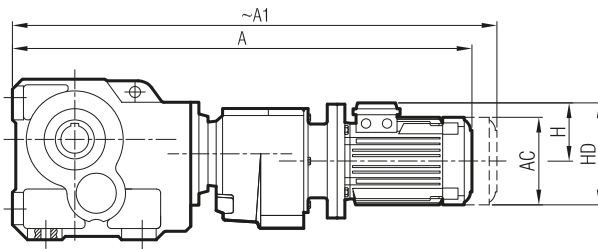
	100	112	132 S	132 M	160 M
A	1402	1425	1477	1515	1605
A ₁	1480	1508	1577	1615	1720
H	141	149	182	182	225
HD	241	261	314	314	385
AC	217	232	279	279	325

İRK 153 İR 92
İRK 153 İR 93



"A₁" Ölçüsü Frenli Motorlar içindir.
Dimension "A₁" is for motors with brake
Maß "A₁" ist für Motoren mit Bremse

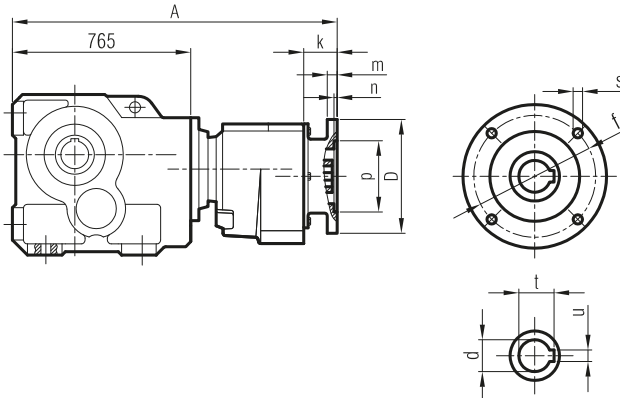
İRKPM 153 İR 92
İRKPM 153 İR 93



	80/B5	90 S/B5	90 L/B5	100/B5	112/B5	132 S/B5	132 M/B5	160 M/B5
A	1390	1405	1430	1471	1491	1572	1610	1698
A ₁	1459	1471	1496	1549	1574	1672	1710	1813
H	118	132	132	141	149	182	182	225
HD	198	222	222	241	261	314	314	385
AC	158	193	193	217	232	279	279	325

"A₁" Ölçüsü Frenli Motorlar içindir.
Dimension "A₁" is for motors with brake
Maß "A₁" ist für Motoren mit Bremse

İRKP 153 İR 92
İRKP 153 İR 93

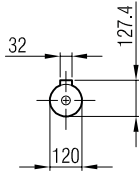
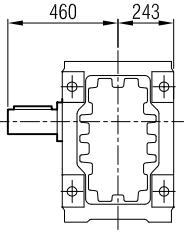


	A	Øp	Øf	ØD	s	k	m	n	Ød	t	u
80/B5	1146	130	165	200	M10	49	12	5	19	21.8	6
90/B5	1146	130	165	200	M10	49	12	5	24	27.3	8
100/B5	1155	180	215	250	M12	58	14	5	28	31.3	8
112/B5	1155	180	215	250	M12	58	14	5	28	31.3	8
132/B5	1192	230	265	300	M12	95	17	6	38	41.3	10
160/B5	1208	250	300	350	M14	111	18	6.5	42	45.3	12

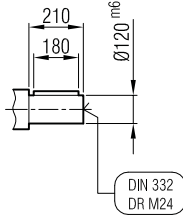
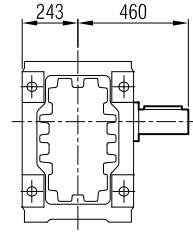


İRK... 153 İR 92-93

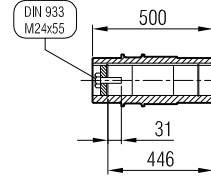
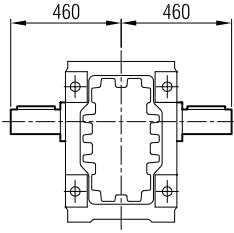
... -SR



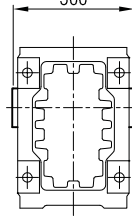
... -SL



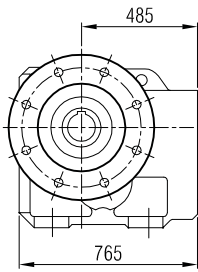
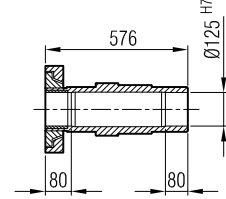
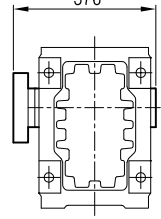
... -SD



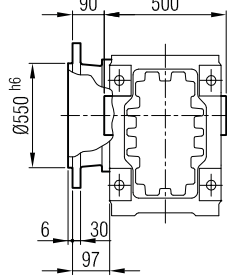
... -H



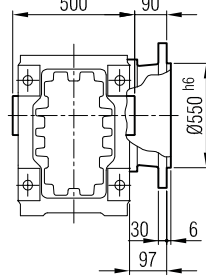
... -SDL / SDR



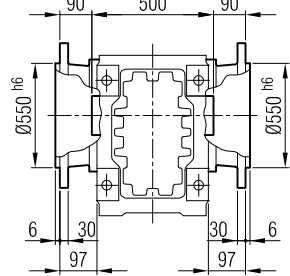
... -FR



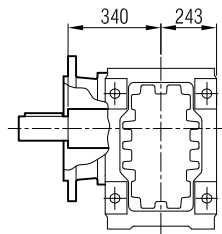
... -FL



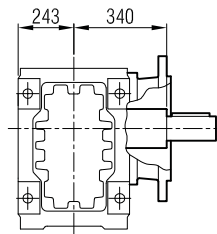
... -FD



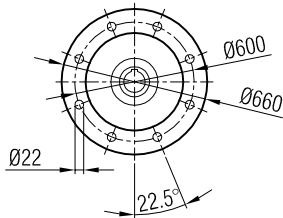
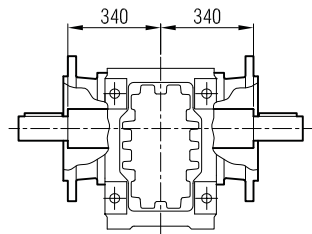
... -FR-SR



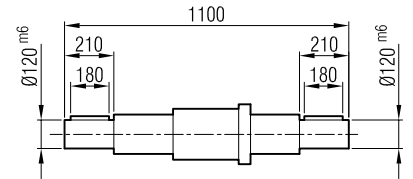
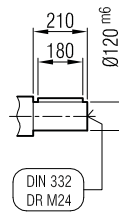
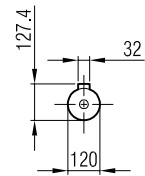
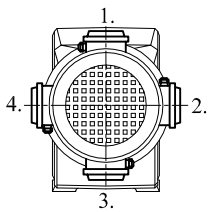
... -FL-SL



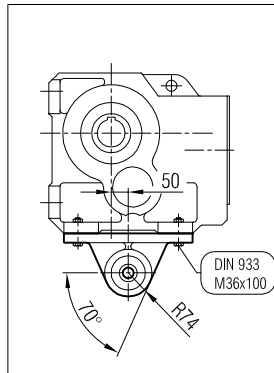
... -FD-SD



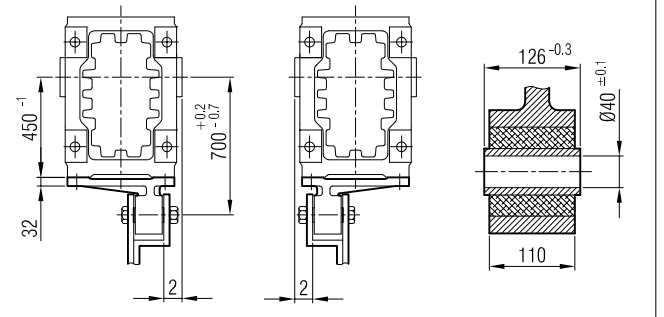
Klemens Pozisyonları
Terminal Box Positions
Klemenskasten Positionen



-TL

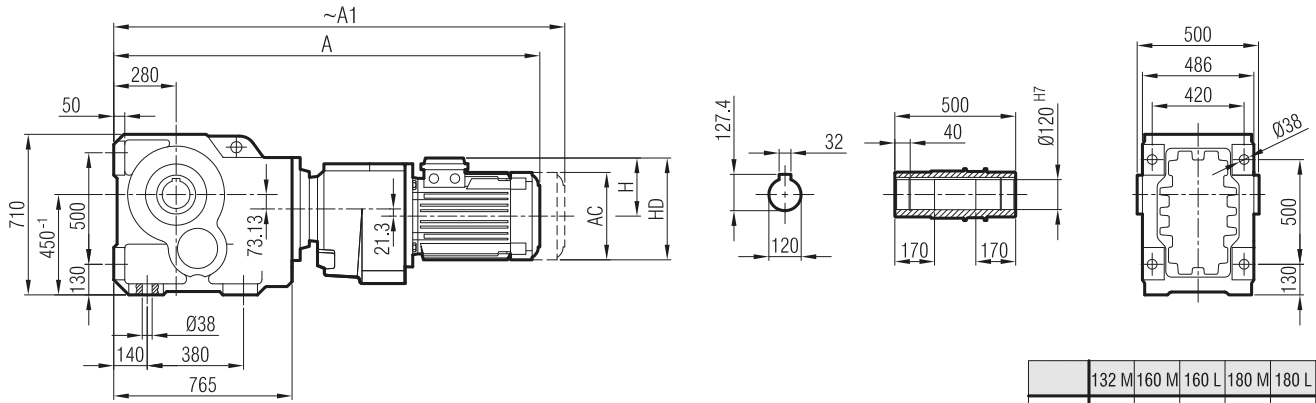


-TR





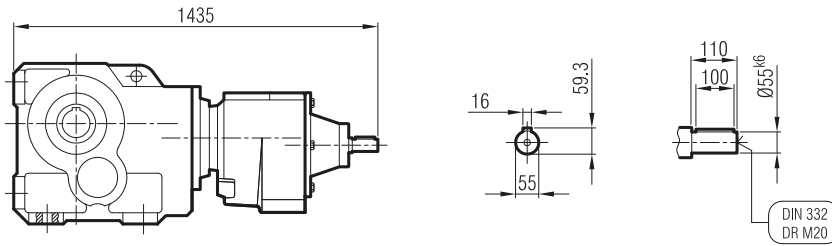
İRKM 153 İR 102



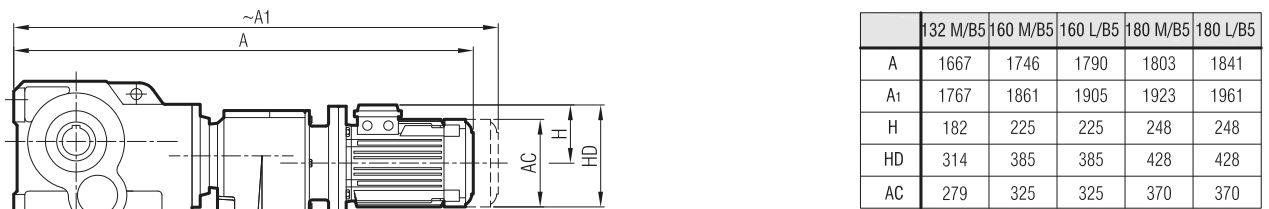
	132 M	160 M	160 L	180 M	180 L
A	1575	1647	1691	1719	1757
A ₁	1675	1762	1806	1839	1877
H	182	225	225	248	248
HD	314	385	385	428	428
AC	279	325	325	370	370

"A₁" Ölçüsü Frenli Motorlar içindir.
Dimension "A₁" is for motors with brake
Maß "A₁" ist für Motoren mit Bremse

İRK 153 İR 102



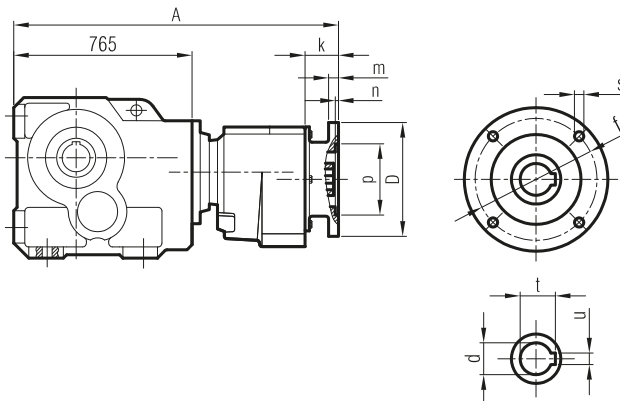
İRKPM 153 İR 102



	132 M/B5	160 M/B5	160 L/B5	180 M/B5	180 L/B5
A	1667	1746	1790	1803	1841
A ₁	1767	1861	1905	1923	1961
H	182	225	225	248	248
HD	314	385	385	428	428
AC	279	325	325	370	370

"A₁" Ölçüsü Frenli Motorlar içindir.
Dimension "A₁" is for motors with brake
Maß "A₁" ist für Motoren mit Bremse

İRKP 153 İR 102

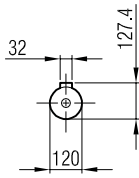
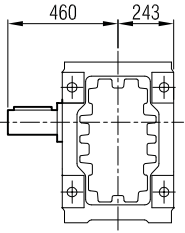


	A	Øp	Øf	ØD	s	k	m	n	Ød	t	u
132/B5	1249	230	265	300	M14	84	17	6	38	41.3	10
160/B5	1256	250	300	350	M14	91	18	6.5	42	45.3	12
180/B5	1256	250	300	350	M14	91	18	6.5	48	51.8	14

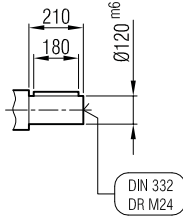
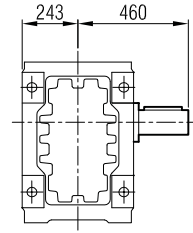


İRK... 153 İR 102

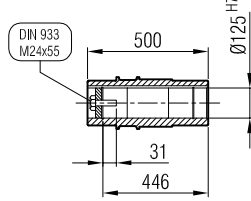
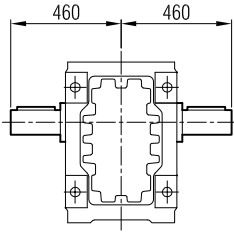
... -SR



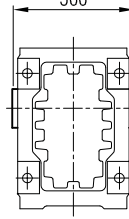
... -SL



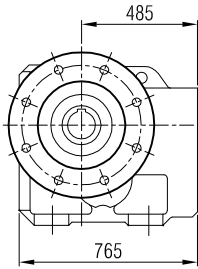
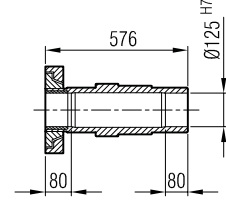
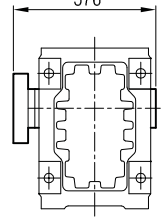
... -SD



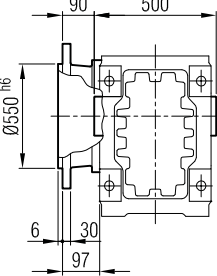
... -H



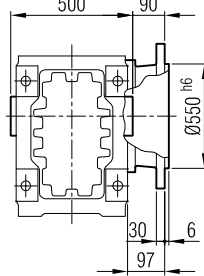
... -SDL / SDR



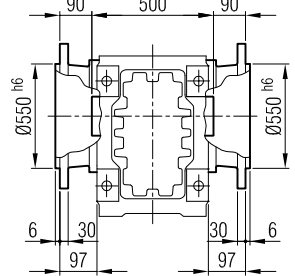
... -FR



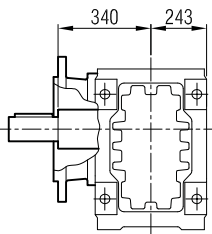
... -FL



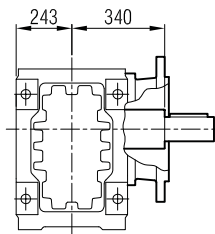
... -FD



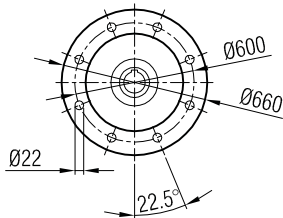
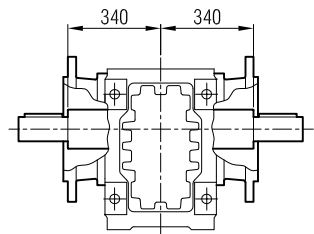
... -FR-SR



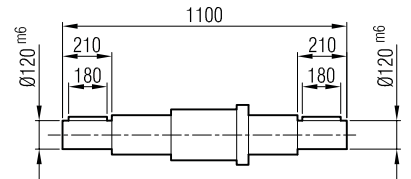
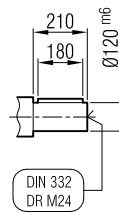
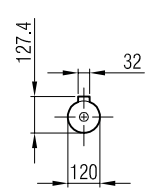
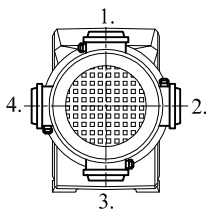
... -FL-SL



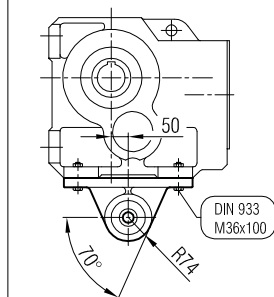
... -FD-SD



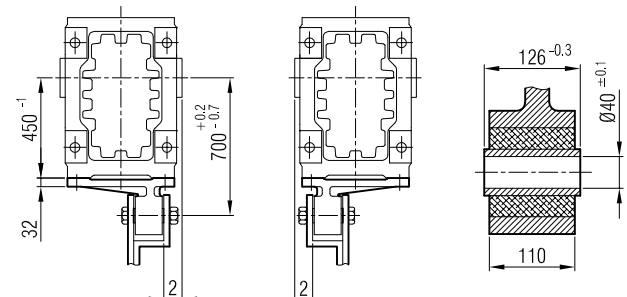
Klemens Pozisyonları
Terminal Box Positions
Klemenskasten Positionen



-TL

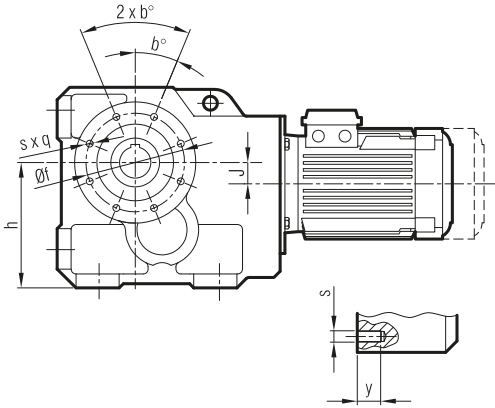


-TR

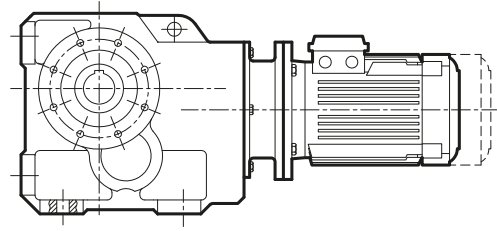




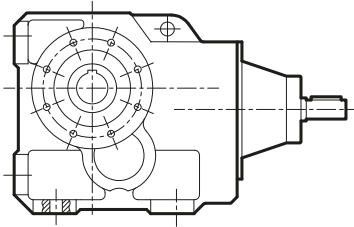
İRKE...M



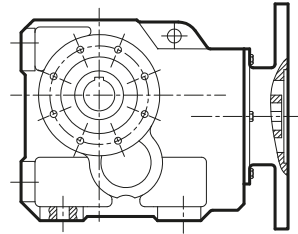
İRKE...PM



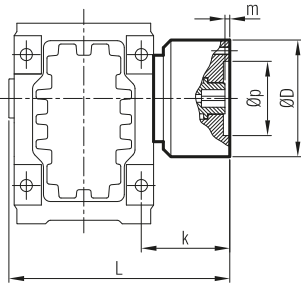
İRKE...



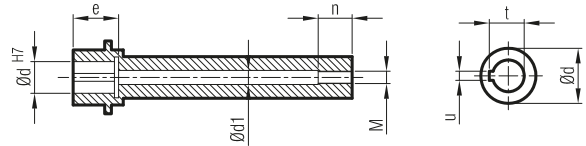
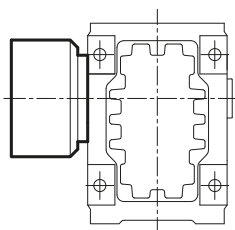
İRKE...P



İRKEL...



İRKER...



q: Adet / Quantity / quantité

	Øp	Øf	ØD	m	s	y	q	b°	Ød	Ød1	e	u	t	M	n	k	L	J	h
İRKE... 63-62	110	130	160	8	M8	39	4	45°	28	14	63	8	31.3	M12	24	104	238	11.45	112
İRKE... 73-72	130	165	200	8	M10	31	8	22.5°	35	20	58	10	38.3	M18	36	114	266	17.27	140
İRKE... 83-82	130	165	200	10	M12	37	8	22.5°	40	20	58	12	43.3	M18	36	132.5	320	30.51	180
İRKE... 93-92	180	215	250	10	M14	40	8	22.5°	50	26	72	14	53.8	M24	48	132	342	27.08	212
İRKE... 103-102	230	265	300	10	M14	50	8	22.5°	60	26	93	18	64.4	M24	48	176	426	33	265
İRKE... 123-122	300	350	400	10	M16	52	8	22.5°	80	26	115	22	85.4	M24	48	174	489	57.68	315
İRKE... 143-142	250	300	350	10	M20	44	8	22.5°	100	32	125	28	106.4	M30	60	213.5	583	59.4	375
İRKE... 153-152	350	400	450	10	M24	57	10	18°	110	32	130	28	116.4	M30	60	180	640	73.13	450

Redüktör gövde ölçüleri için standart ölçü sayfasına bakınız.

For gearbox housing dimensions please refer to the standart dimension pages.

La taille standard pour le boîtier de réducteur, reportez-vous à la taille de la page.

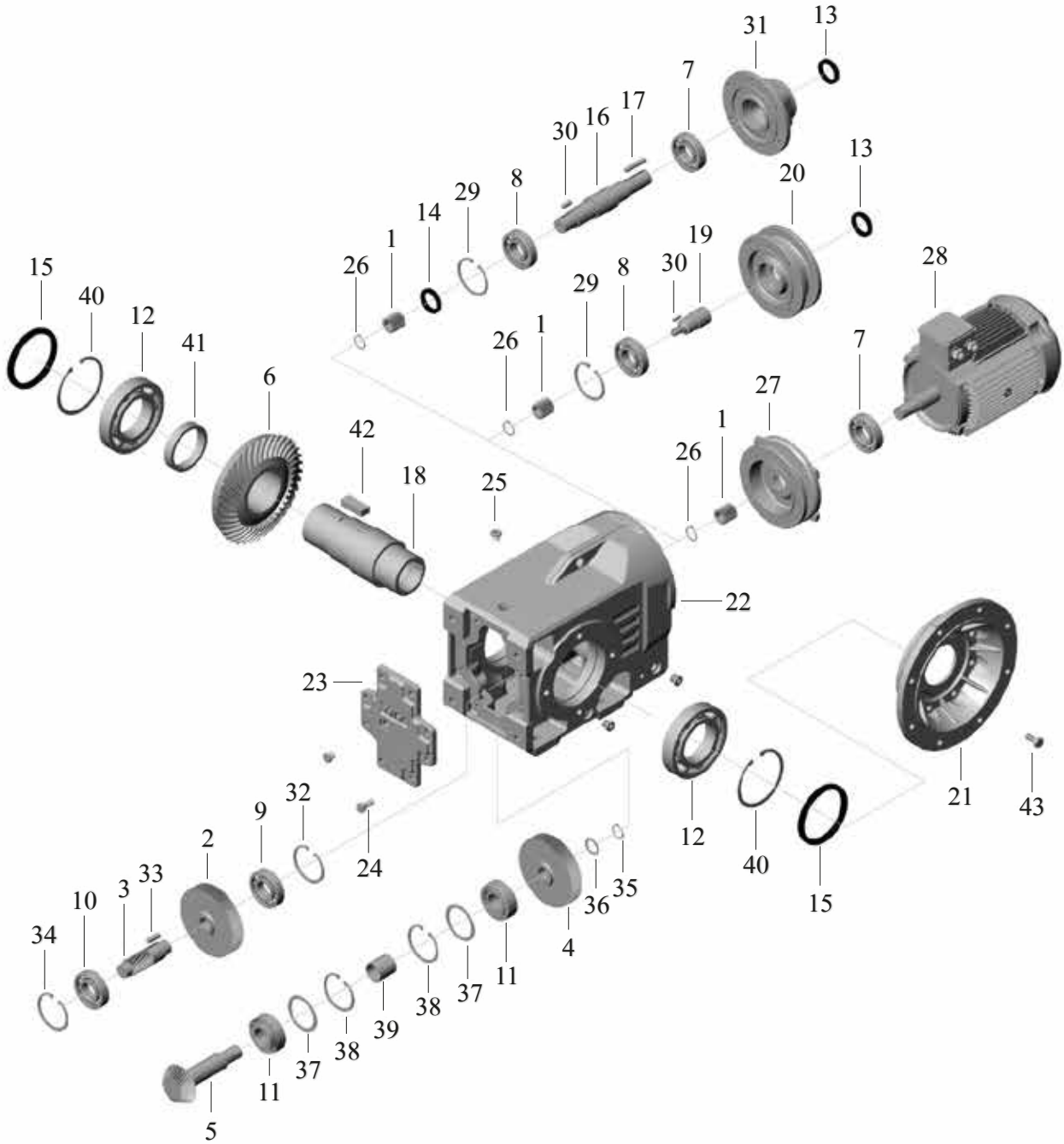
Konik Dişli Redüktörler Yedek Parça Listeleri

General Parts List

Liste des pièces détachées

**TİP / TYPE****İRKM - İRKPM - İRKP - İRK****İRKFM - İRKFP - İRKFP - İRKFP**

} 43-42-53-52



**TİP / TYPE****İRKM / İRKPM / İRKFM / İRKPFM } 43-42-53-52**
İRK / İRKP / İRKF / İRKFP }

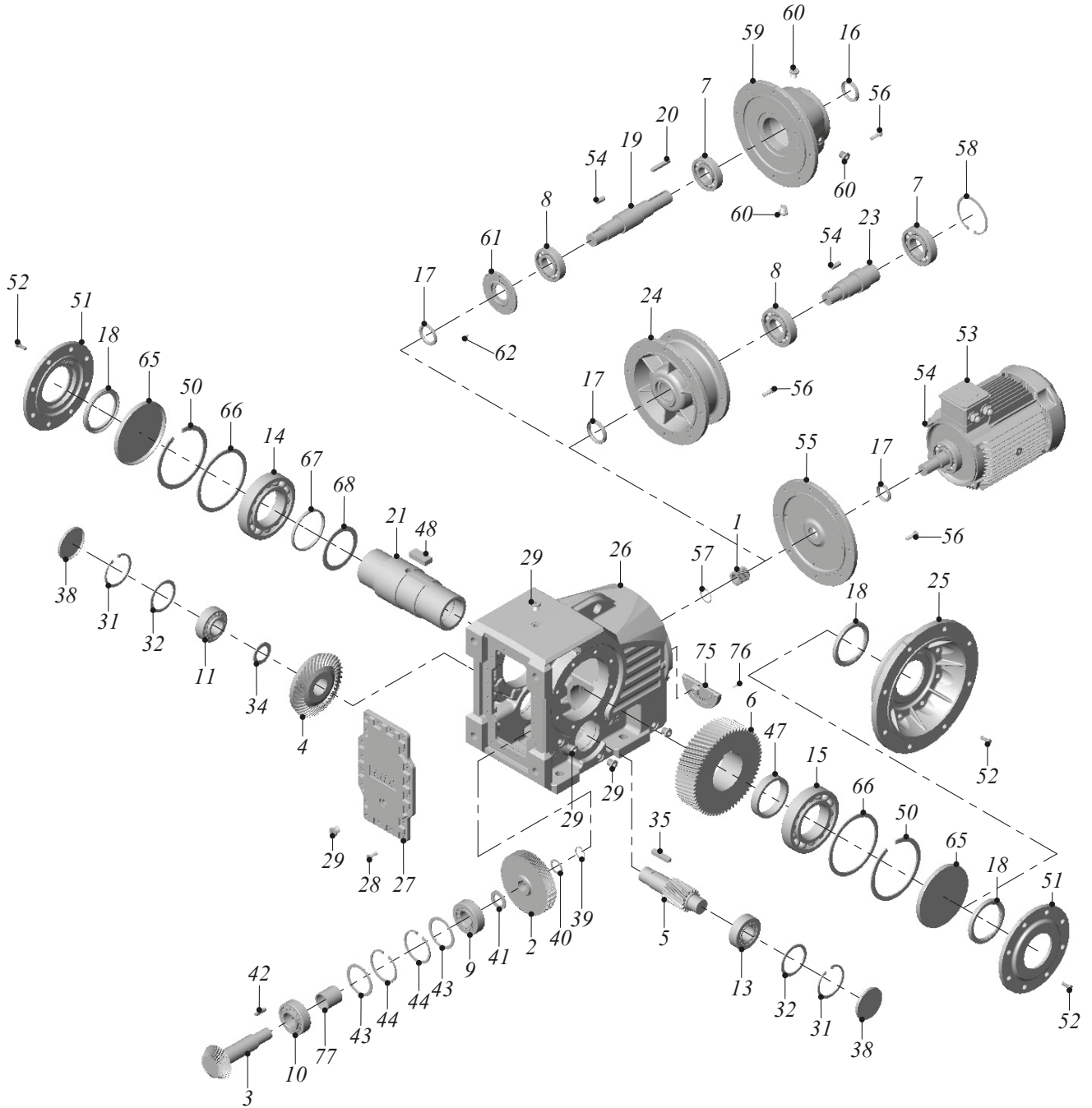
1 - Dişli Z1	1 - Gear Z1	1 - Pignon Z1
2 - Dişli Z2	2 - Gear Z2	2 - Pignon Z2
3 - Milli Dişli Z3	3 - Gear Z3	3 - Pignon Z3
4 - Dişli Z4	4 - Gear Z4	4 - Pignon Z4
5 - Pinyon Z5	5 - Pinion Shaft Z5	5 - Pignon Z5
6 - Ayna Dişlisi Z6	6 - Gear Wheel Z6	6 - Pignon Z6
7 - Rulman	7 - Bearing	7 - Roulement
8 - Rulman	8 - Bearing	8 - Roulement
9 - Rulman	9 - Bearing	9 - Roulement
10 - Rulman	10 - Bearing	10 - Roulement
11 - Rulman	11 - Bearing	11 - Roulement
12 - Rulman	12 - Bearing	12 - Roulement
13 - Keçe	13 - Seal	13 - Joint
14 - Keçe	14 - Seal	14 - Joint
15 - Keçe	15 - Seal	15 - Joint
16 - Giriş Mili	16 - Input Shaft	16 - Antriebswelle
17 - Kama	17 - Key	17 - Clavette
18 - Kovan	18 - Hollow Shaft	18 - Arbre creux
19 - Ara Bağlantı Mili	19 - Connection Shaft	19 - Arbre connecteur
20 - Pam Flanş (IEC)	20 - IEC Flange	20 - Bridge IEC
21 - Flanş	21 - Flange	21 - Bridge
22 - Gövde	22 - Gear Case	22 - Carter
23 - Kapak	23 - Cover	23 - Couvercle
24 - Cıvata	24 - Bolt	24 - Vis
25 - Yağ Tapası	25 - Oil Plug	25 - Bouchon d'huile
26 - Segman	26 - Circlip	26 - Circlip
27 - Motor Bağlantı Kapağı	27 - Motor Mounting Adapter	27 - Bride moteur
28 - Motor	28 - Electric Motor	28 - Moteur électrique
29 - Segman	29 - Circlip	29 - Circlip
30 - Kama	30 - Key	30 - Clavette
31 - Motorsuz Kapak	31 - Gear Case Cover	31 - Antriebsdeckel
32 - Segman	32 - Circlip	32 - Circlip
33 - Kama	33 - Key	33 - Clavette
34 - Segman	34 - Circlip	34 - Circlip
35 - Segman	35 - Circlip	35 - Circlip
36 - Pul	36 - Washer	36 - Joint
37 - Pul	37 - Washer	37 - Joint
38 - Segman	38 - Circlip	38 - Circlip
39 - Burç	39 - Spacer	39 - Anneau d'espacement
40 - Segman	40 - Circlip	40 - Circlip
41 - Burç	41 - Spacer	41 - Anneau d'espacement
42 - Kama	42 - Key	42 - Clavette
43 - Cıvata	43 - Bolt	43 - Vis



TİP / TYPE / TYP

İRKM - İRKFM - İRKPM - İRKFP
İRK - İRKF - İRKP - İRKFP

} 63-73-83-93-103-123-143-153

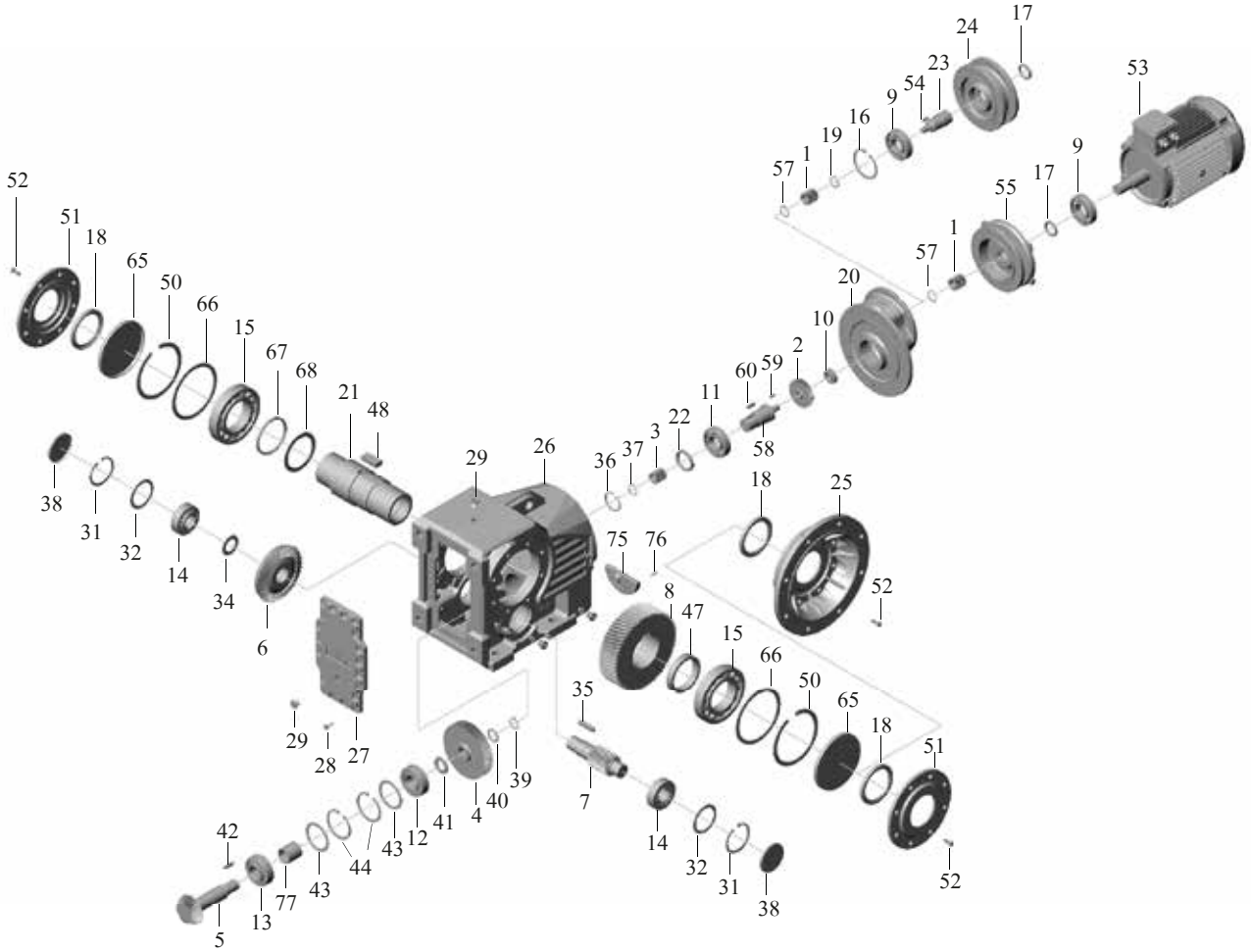


**TİP / TYPE****İRKM / İRKPM / İRKFM / İRKPFM } 63-73-83-93-103-123-143-153**
İRK / İRKP / İRKF / İRKFP }

1 - Dişli Z1	1 - Gear Z1	1 - Pignon Z1
2 - Dişli Z2	2 - Gear Z2	2 - Pignon Z2
3 - Pinyon Z3	3 - Pinion Shaft Z3	3 - Pignon Z3
4 - Ayna Dişlisi Z4	4 - Gear Wheel Z4	4 - Pignon Z4
5 - Milli Dişli Z5	5 - Gear Z5	5 - Pignon Z5
6 - Dişli Z6	6 - Gear Z6	6 - Pignon Z6
7 - Rulman	7 - Bearing	7 - Roulement
8 - Rulman	8 - Bearing	8 - Roulement
9 - Rulman	9 - Bearing	9 - Roulement
10 - Rulman	10 - Bearing	10 - Roulement
11 - Rulman	11 - Bearing	11 - Roulement
13 - Rulman	13 - Bearing	13 - Roulement
14 - Rulman	14 - Bearing	14 - Roulement
15 - Rulman	15 - Bearing	15 - Roulement
16 - Keçe	16 - Seal	16 - Joint
17 - Keçe	17 - Seal	17 - Joint
18 - Keçe	18 - Seal	18 - Joint
19 - Giriş Mili	19 - Input Shaft	19 - Antriebswelle
20 - Kama	20 - Key	20 - Clavette
21 - Kovan	21 - Hollow Shaft	21 - Arbre creux
23 - Ara Bağlantı Mili	23 - Connection Shaft	23 - Arbre connecteur
24 - Pam Flanş (IEC)	24 - IEC Flange	24 - Bridge IEC
25 - Flanş	25 - Flange	25 - Bridge
26 - Gövde	26 - Gear Case	26 - Carter
27 - Kapak	27 - Cover	27 - Couvercle
28 - Cıvata	28 - Bolt	28 - Vis
29 - Yağ Tapası	29 - Oil Plug	29 - Bouchon d'huile
31 - Segman	31 - Circlip	31 - Circlip
32 - Pul	32 - Washer	32 - Joint
34 - Burç	34 - Spacer	34 - Anneau d'espacement
35 - Kama	35 - Key	35 - Clavette
38 - Tapa	38 - Locking Cover	38 - Bouchon
39 - Segman	39 - Circlip	39 - Circlip
40 - Pul	40 - Washer	40 - Joint
41 - Burç	41 - Spacer	41 - Anneau d'espacement
42 - Kama	42 - Key	42 - Clavette
43 - Pul	43 - Washer	43 - Joint
44 - Segman	44 - Circlip	44 - Circlip
47 - Burç	47 - Spacer	47 - Anneau d'espacement
48 - Kama	48 - Key	48 - Clavette
50 - Segman	50 - Circlip	50 - Circlip
51 - Keçe Kapağı	51 - Seal Cover	51 - Joint
52 - Cıvata	52 - Bolt	52 - Vis
53 - Motor	53 - Electric Motor	53 - Moteur électrique
54 - Kama	54 - Key	54 - Clavette
55 - Motor Bağlantı Kapağı	55 - Motor Mounting Adapter	55 - Bride moteur
56 - Cıvata	56 - Bolt	56 - Vis
57 - Segman	57 - Circlip	57 - Circlip
58 - Segman	58 - Circlip	58 - Circlip
59 - Motorsuz Kapak	59 - Gear Case Cover	59 - Antriebsdeckel
60 - Yağ Tapası	60 - Oil Plug	60 - Bouchon d'huile
61 - Keçe Kapağı	61 - Seal Cover	61 - Joint
62 - Cıvata	62 - Bolt	62 - Vis
65 - Tapa	65 - Locking Cover	65 - Bouchon
66 - Pul	66 - Washer	66 - Joint
67 - Burç	67 - Spacer	67 - Anneau d'espacement
68 - Pul	68 - Washer	68 - Joint
75 - Yarım Kapak	75 - Cover	75 - Couvercle
76 - Cıvata	76 - Bolt	76 - Vis
77 - Burç	77 - Spacer	77 - Anneau d'espacement

**TİP / TYPE / TYP****İRKM - İRKPM - İRKP****İRKFM - İRKFP - İRKFP**

64-74-84-94-104-124-144-154



**TİP / TYPE****İRKM / İRKPM / İRKP
İRKFPM / İRKFP**

64-74-84-94-104-124-144-154

1 - Dişli Z1	1 - Gear Z1	1 - Pignon Z1
2 - Dişli Z2	2 - Gear Z2	2 - Pignon Z2
3 - Dişli Z3	3 - Gear Z3	3 - Pignon Z3
4 - Dişli Z4	4 - Gear Z4	4 - Pignon Z4
5 - Pinyon Z5	5 - Pinion Shaft Z5	5 - Pignon Z5
6 - Ayna Dişlisi Z6	6 - Gear Wheel Z6	6 - Pignon Z6
7 - Milli Dişli Z7	7 - Gear Z7	7 - Pignon Z7
8 - Dişli Z8	8 - Gear Z8	8 - Pignon Z8
9 - Rulman	9 - Bearing	9 - Roulement
10 - Rulman	10 - Bearing	10 - Roulement
11 - Rulman	11 - Bearing	11 - Roulement
12 - Rulman	12 - Bearing	12 - Roulement
13 - Rulman	13 - Bearing	13 - Roulement
14 - Rulman	14 - Bearing	14 - Roulement
15 - Rulman	15 - Bearing	15 - Roulement
16 - Segman	16 - Circlip	16 - Circlip
17 - Keçe	17 - Seal	17 - Joint
18 - Keçe	18 - Seal	18 - Joint
19 - Segman	19 - Circlip	19 - Circlip
20 - V Gövde	20 - Gear Case V	20 - Carter V
21 - Kovan	21 - Hollow Shalt	21 - Arbre creux
22 - Keçe	22 - Seal	22 - Joint
23 - Ara Bağlantı Mili	23 - Connection Shaft	23 - Arbre connecteur
24 - Pam Flanş (IEC)	24 - IEC Flange	24 - Bridge IEC
25 - Flanş	25 - Flange	25 - Bridge
26 - Gövde	26 - Gear Case	26 - Carter
27 - Kapak	27 - Cover	27 - Couvercle
28 - Cıvata	28 - Bolt	28 - Vis
29 - Yağ Tapası	29 - Oil Plug	29 - Bouchon d'huile
30 - Keçe	30 - Seal	30 - Joint
31 - Segman	31 - Circlip	31 - Circlip
32 - Pul	32 - Washer	32 - Joint
33 - Segman	33 - Circlip	33 - Circlip
34 - Burç	34 - Spacer	34 - Anneau d'espacement
35 - Kama	35 - Key	35 - Clavette
36 - Giriş Mili	36 - Input Shaft	36 - Antriebswelle
37 - Kama	37 - Key	37 - Clavette
38 - Tapa	38 - Locking Cover	38 - Bouchon
39 - Segman	39 - Circlip	39 - Circlip
40 - Pul	40 - Washer	40 - Joint
41 - Burç	41 - Spacer	41 - Anneau d'espacement
42 - Kama	42 - Key	42 - Clavette
43 - Pul	43 - Washer	43 - Joint
44 - Segman	44 - Circlip	44 - Circlip
45 - Kama	45 - Key	45 - Clavette
46 - Motorsuz Kapak	46 - Gear Case Cover	46 - Antriebsdeckel
47 - Burç	47 - Spacer	47 - Anneau d'espacement
48 - Kama	48 - Key	48 - Clavette
50 - Segman	50 - Circlip	50 - Circlip
51 - Keçe Kapağı	51 - Seal Cover	51 - Joint
52 - Cıvata	52 - Bolt	52 - Vis
53 - Motor	53 - Electric Motor	53 - Moteur électrique
54 - Kama	54 - Key	54 - Clavette
55 - Motor Bağlantı Kapağı	55 - Motor Mounting Adapter	55 - Bride moteur
57 - Segman	57 - Circlip	57 - Circlip
58 - Ara Bağlantı Mili	58 - Circlip	58 - Circlip
59 - Kama	59 - Key	59 - Clavette
60 - Kama	60 - Key	60 - Clavette
65 - Tapa	65 - Locking Cover	65 - Bouchon
66 - Pul	66 - Washer	66 - Joint
67 - Burç	67 - Spacer	67 - Anneau d'espacement
68 - Pul	68 - Washer	68 - Joint
75 - Yarım Kapak	75 - Cover	75 - Couvercle
76 - Cıvata	76 - Bolt	76 - Vis
77 - Burç	77 - Spacer	77 - Anneau d'espacement

Notlar
Notes

Notlar
Notes

Notlar
Notes



REDÜKTÖR & VARYATÖR SAN. VE TİC. A.Ş.

Fabrika - Merkez Satış

Şeyhli Sanayi Caddesi No:1 Pendik / İSTANBUL - TÜRKİYE
Tel. +90 216 378 03 26 (Pbx) - Fax. +90 216 378 06 86

Şatış Ofisi

Demirkapı Mah. Keresteciler Sit. Rıza Uzun Sk. No:5 Topçular / İSTANBUL - TÜRKİYE
Tel. +90 212 567 87 32/33 - Fax. +90 212 612 61 17

imak@imakreduktor.com

www.imakreduktor.com